

Country of Origin : China  
 Operating Temperature : 0~40 [°C]  
 Dimension : 115 x 55 x 35 [mm]  
 Efficiency level (ErP) : VI





Approvals / Marks :



**Specifications**

Model	Voltage DC [V]	Loading [A]	Max. Power [W]	Ripple / Noise [mV] p-p	Connector [mm]
SYS1548-5012-T3	12	0~4.17	50	200	2.1x5.5x11
SYS1548-5024-T3	24	0~2.08	50	240	(*)
SYS1548-6512-T3	12	0~5.42	65	180	2.1x5.5x11
SYS1548-6512-T3	12	0~5.42	65	180	2.5x5.5x11
SYS1548-6515-T3	15	0~4.33	65	200	2.1x5.5x11
SYS1548-6518-T3	18	0~3.61	65	240	2.1x5.5x11
SYS1548-6519-T3	19	0~3.42	65	240	2.1x5.5x11
SYS1548-6524-T3	24	0~2.71	65	300	2.1x5.5x11
SYS1548-6536-T3	36	0~1.80	65	360	2.1x5.5x11

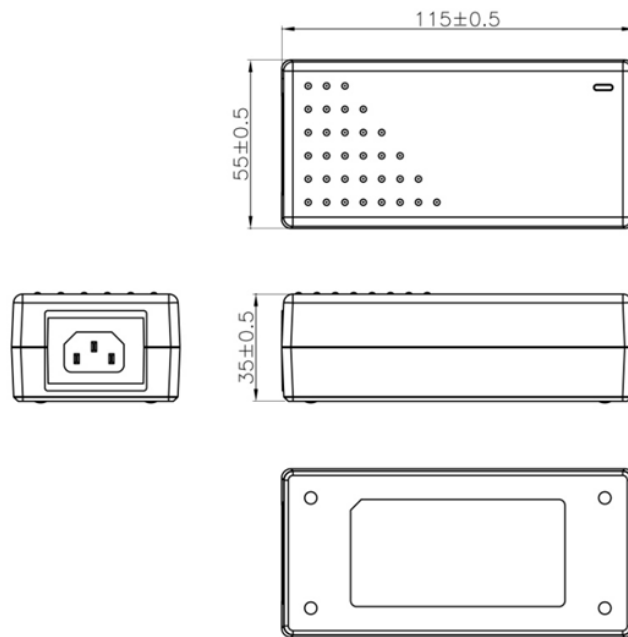
**Features:**

Available in 2 inlet versions: C7 (T2)  C13(T3)   
 Output connector: standard: 2.1 x 5.5 x 11mm or customer requirement | Regulated Output With Low Ripple Noise | Safety Agency Requirements and EMI/EMS Certified  
 Private Label Marking Available | Modified and Custom Design Available | 2 Years Warranty

OUTPUT	
Turn delay	5000ms max@AC low line input@output full load
Hold up time	5ms min@AC nominal input@output full load (>half cycle)
Efficiency (Normal)	Meet CEC,DOE,ERP,MEPS Level VI@115v/60HZ,230V/50HZ
Transient response (dv,tmax)	0.4V dv max At AC nominal input loading from 20%load to 80%load 16ms tmax Dynamic rise time 10 us max,duty 40ms max,Dynamic load step is slew rate of 0.5A/us
Power out.Limit	Peak 75w
Burn in limit	Full load 2 Hours
Power consumption	Less than 0.075W ms max. At AC nominal input@output min load
INPUT	
Voltage	(90~264)VAC
Frequency	(47~63)hz
Current	2.0A rms@AC low line input and DC output full load
Inrush Surge Current (cold start)	40/80A max@power supply cold start,ambient temperature 25°C @115vac/230Vac nominal AC input
leakage current	T2:0.25mA max T3:3.0mA max
PROTECTION	
Over current/ Short protection	The power supply will self-protect any output to ground & auto recovery when abnormal circuit faults remove. An output short circuit is defined as any output impedance less than 0.1 ohms.
Over Voltage	The power supply will be auto recovered when faults remove
Input protection	F1:3.15A 250V Fuse The power supply shall be protected against power line surges and any abnormal condition
No Load protection	The power supply is provided with no load operation to prevent the power supply and system from damage.
Protection class	I, (ITU-T K.21 Surge 6KV on request)

EMC	
Meet EN550022 class B, FCCpart 15 Sub part B class B	
EN 60950-1:2006+A11   LVD2006/95/EC   IEC 60950-1:2005+A1+A2	
SAFETY	
UL   GS   CB   CE   FCC  CCC  BSMI   PSE   EK-Mark (only for 5012)  SAA   RCM   NOM (only for 6012)   EAC   BIS (only for 6512/6012/5012)  S-MARK	
OTHERS	
Dielectric Strength(Hi-pot)	Primary to Secondary:3000VAC 10mA/60S
M.T.B.F	500,000 Calculated Hours at 25°C, by Telcordia SR-332
Cable Length	1500mm (5 feet) standard cable or as required 1200mm (4 feet) cable for SYS1548-5012-T3
PLD (power line disturbance)	Line power surge   Line voltage SAG-more info on request
Cooling method	Natural Convection Cooling
Housing material	PC or PPO
Temperature coefficient:	<±0.5%/°C
ENVIRONMENT	
Temperature	Operating: 0~40°C / Storage: 5%~90%RH non condensing
Humidity	Operating: 8%~90%RH / Storage: 5%~95% RH non condensing
WEIGHT	
NW:	266g/pc
GW:	16kg/box
PACKING	
PE plastic bag	60 pcs/1 box 48x44x23 cm

**Mechanical case**



**Cable specification:**

FIX cable type (1185#16(for 12Vmodel) or 20(for 24V,48V model) or 18\*1C + shield / 4FT(50W) or 5FT(65W))

