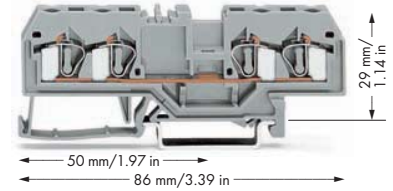
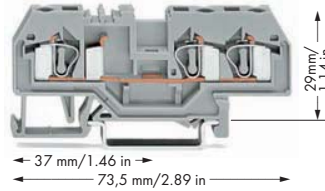
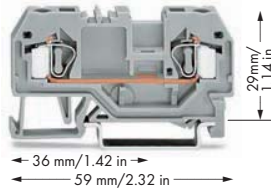


Through/Ground Conductor/Shield and Ex Terminal Blocks 4 mm² 281 Series

<p>0.08 - 4 mm² 800 V/8 kV/3 ① I_N 32 A</p> <p>Terminal block width 6 mm / 0.236 in 9 - 10 mm / 0.37 in ②</p>	<p>AWG 28 - 12 600 V, 20 A ⑤ 600 V, 25 A ⑥</p>	<p>0.08 - 4 mm² 800 V/8 kV/3 ① I_N 32 A</p> <p>Terminal block width 6 mm / 0.236 in 9 - 10 mm / 0.37 in ②</p>	<p>AWG 28 - 12 600 V, 20 A ⑤ 600 V, 25 A ⑥</p>	<p>0.08 - 4 mm² 800 V/8 kV/3 ① I_N 26 A</p> <p>Terminal block width 6 mm / 0.236 in 9 - 10 mm / 0.37 in ②</p>	<p>AWG 28 - 12 600 V, 20 A ⑤ 600 V, 25 A ⑥</p>
--	--	--	--	--	--



Item No.	Pack. Unit	Item No.	Pack. Unit	Item No.	Pack. Unit
2-conductor through terminal block		3-conductor through terminal block		4-conductor through terminal block	
gray 281-901	50	gray 281-681	50	gray 281-652	50
blue 281-904 ③	50	blue 281-684 ③	50	blue 281-654 ③	50
orange 281-902	50	orange 281-678	50	orange 281-653	50
red 281-903	50	red 281-679	50	red 281-663	50
black 281-905	50	black 281-685	50	black 281-664	50
yellow 281-906	50	yellow 281-686	50	yellow 281-668	50
light gray ④	50	light gray ④	50	light gray ④	50
2-conductor ground terminal block		3-conductor ground terminal block		4-conductor ground terminal block	
green-yellow 281-907	50	green-yellow 281-687	50	green-yellow 281-657	50
green-yellow ④	50	green-yellow ④	50	green-yellow ④	50
Other terminal blocks with the same profile:		Other terminal blocks with the same profile:		Other terminal blocks with the same profile:	
Diode 281-915/281-410	Page 258	Diode 281-673/281-410	Page 258	Diode 281-665/281-410	Page 258
Disconnect 281-912	Page 208	Disconnect 281-683	Page 208	Disconnect 281-659	Page 208
Carrier 281-916	Page 230	Carrier 281-610	Page 230	Disc., test & meas. 281-666	Page 208
				Carrier 281-656	Page 230
4-conductor shield terminal block					
				white 281-658	50

Item-Specific Accessories	Item-Specific Accessories	Item-Specific Accessories
End and intermediate plate, 2.5 mm thick	End and intermediate plate, 2.5 mm thick	End and intermediate plate, 2.5 mm thick
orange 281-329 100 (4x25)	orange 281-326 100 (4x25)	orange 281-335 100 (4x25)
gray 281-328 100 (4x25)	gray 281-324 100 (4x25)	gray 281-334 100 (4x25)
light gray 281-349 100 (4x25)	light gray 281-355 100 (4x25)	light gray 281-345 100 (4x25)
Separator, oversized, 2 mm thick	Separator, oversized, 2 mm thick	Separator, oversized, 2 mm thick
orange 281-331 100 (4x25)	orange 281-346 100 (4x25)	orange 281-339 100 (4x25)
gray 281-330 100 (4x25)	gray 281-344 100 (4x25)	gray 281-338 100 (4x25)
light gray 281-350 100 (4x25)	light gray 281-356 100 (4x25)	light gray 281-347 100 (4x25)
Ex e/Ex i separator, orange, 3 mm thick	Ex e/Ex i separator, orange, 3 mm thick	Ex e/Ex i separator, orange, 3 mm thick
120 mm 209-191 50 (2x25)	120 mm 209-191 50 (2x25)	120 mm 209-191 50 (2x25)
90 mm 209-190 50 (2x25)		
		Cover plate, 1 mm thick
		gray 284-336 100
		orange 284-346 100

281 Series Accessories

Appropriate marking systems: WMB/WFB
(see Section 13)

<p>Insulation stop, 5 pcs/strip, 0.08 - 0.2 mm² "s" (0.14 mm² "F-st") white 281-470 200 (8x25)</p>	<p>Insulation stop, 5 pcs/strip, 0.25 - 0.5 mm² light gray 281-471 200 (8x25)</p>	<p>Insulation stop, 5 pcs/strip, 0.25 - 1.5 mm² dark gray 281-472 200 (8x25)</p>
---	---	--

For list of approvals and user guide, see pages 634 to 637.