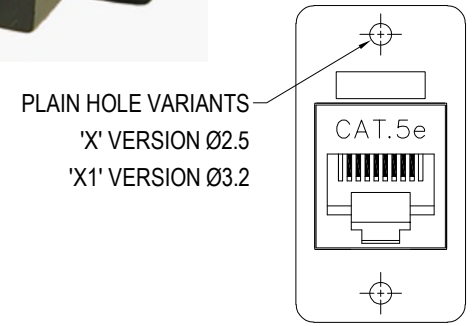
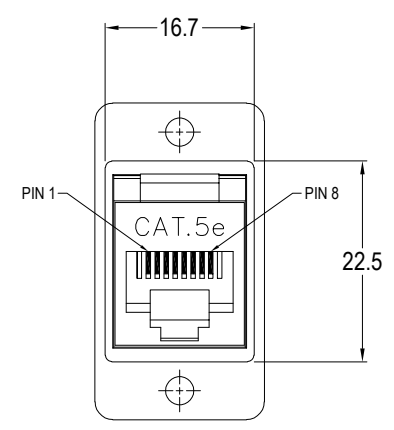
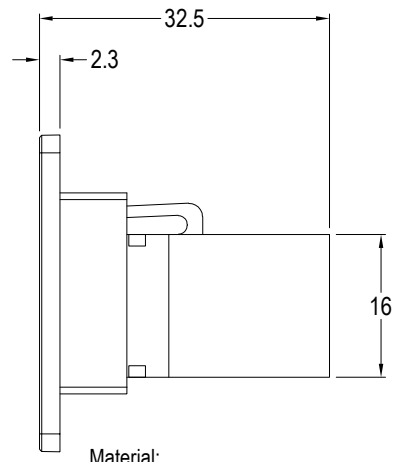
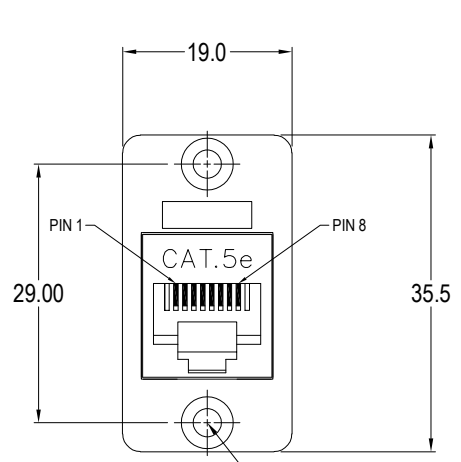
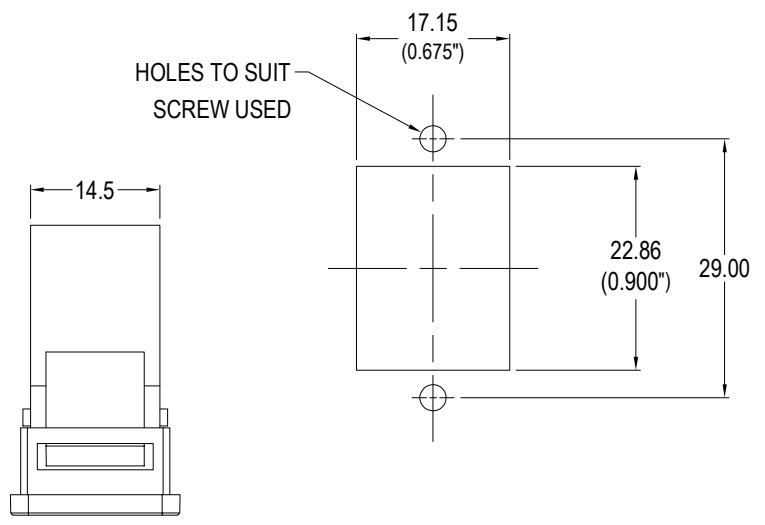



ISS.	AMEND	DATE
1	ISSUED	25/09/20
2	MATERIAL+32.5 WAS 29.3	25/03/22



VARIANTS	
PART NO.	HOLE DETAILS
CP30620	HOLE Ø3.2 x CSK 90° x Ø5.85
CP30620X	PLAIN HOLE Ø2.5
CP30620X1	PLAIN HOLE Ø3.2

3x HOLE VARIANTS
 Ø3.2mm CSK 90° x Ø5.85
 'X' PLAIN Ø2.5 HOLES
 'X1' PLAIN Ø3.2 HOLES

- Material:
1. RJ45 In-Line Coupler: ABS UL94-V0
 2. RJ45 In-Line Coupler Contact: Phosphor Bronze, 3-50 micro inches gold plating over nickel plate.
 3. PCB: FR4
 4. Frame: Polyamide UL94-V2

- Performance:
1. T568A & T568B wiring.
 2. Meet ISO/IEC 11801 and EN50173
 3. Meet ANSI/TIA/EIA 568B.2
 4. Rating 125VAC RMS 1.5A
 5. Operating Temperatures: Min -10°C Max +60°C

RoHS
COMPLIANT

TOLERANCE
 NO DEC. PLACE ±
 1 DEC. PLACE ±
 2 DEC. PLACE ±
 HOLE Ø ±
 ANGLES ±
 UNLESS OTHERWISE STATED

Cliff Electronic Components Ltd.
 76 Holmehorpe Avenue, Holmehorpe Industrial Estate,
 Redhill, Surrey, RH1 2PF, England, UK
 Tel: 01737-771375 Fax: 01737-766012 Website: www.cliffuk.co.uk

DIMENSIONS IN MILLIMETERS UNLESS OTHERWISE STATED. WORK TO DIMENSIONS. REMOVE ALL BURRS. IF IN DOUBT ASK.

3rd ANGLE PROJECTION:

DO NOT SCALE

MATERIAL: See Notes

TITLE: FRONT MOUNT SLIM FT UTP CAT5e RJ45

FINISH: See Notes

DRWG. No. **CP30620**

THE CONTENTS OF THIS DOCUMENT MUST NOT BE COPIED OR DISCLOSED TO A 3rd PARTY WITHOUT WRITTEN PERMISSION OF CLIFF UK. © 2020

DRAWN: T.J.O.

APPROVED: D.P.J.

FORM: A4DRWGH