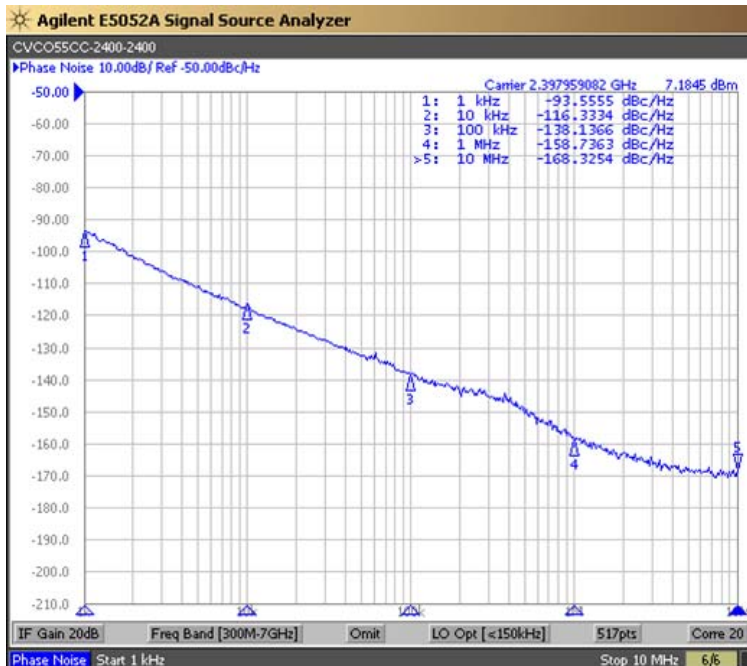


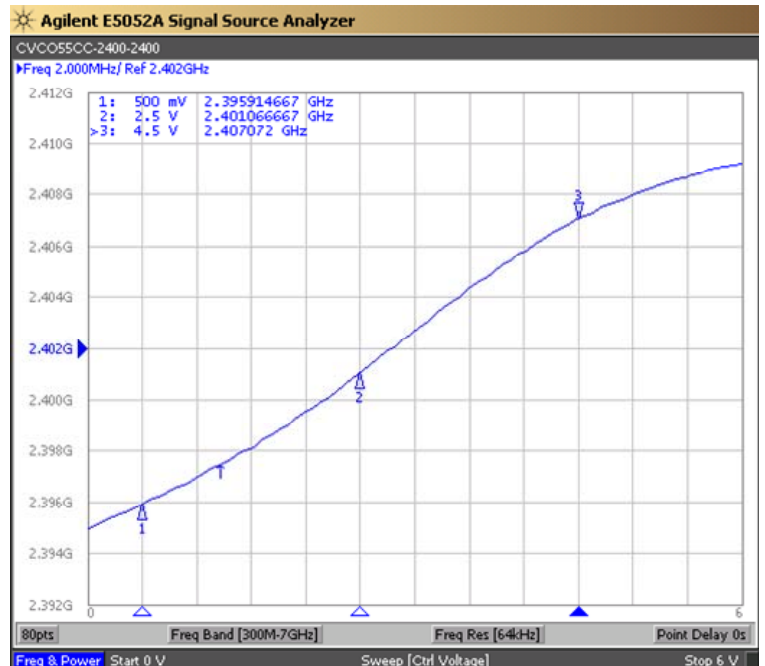


PERFORMANCE SPECIFICATION	MIN	TYP	MAX	UNITS
Lower Frequency:			2400	MHz
Upper Frequency:	2400			MHz
Tuning Voltage:	0.5		4.5	VDC
Supply Voltage:	7.6	8.0	8.4	VDC
Output Power:	+5.0	+7.0	+9.0	dBm
Supply Current:		45	50	mA
Harmonic Suppression (2 <sup>nd</sup> Harmonic)		-20	-15	dBc
Pushing:		0.1	0.3	MHz/V
Pulling, all Phases:		0.5	1.0	MHz pk-pk
Tuning Sensitivity:		7		MHz/V
Phase Noise @ 10kHz offset:		-120	-115	dBc/Hz
Phase Noise @ 100kHz offset:		-140	-135	dBc/Hz
Load Impedance:		50		$\Omega$
Input Capacitance:			12	pF
Operating Temperature Range:	-40		+85	$^{\circ}\text{C}$
Storage Temperature Range:	-45		+90	$^{\circ}\text{C}$

Phase Noise (1 Hz BW, Typical)

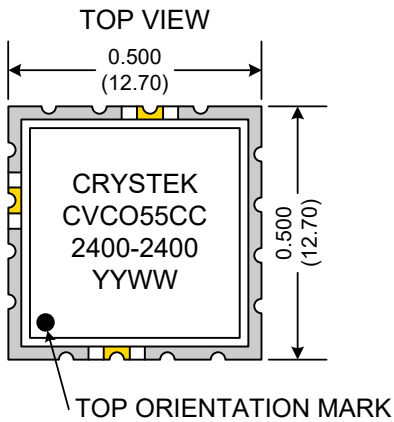
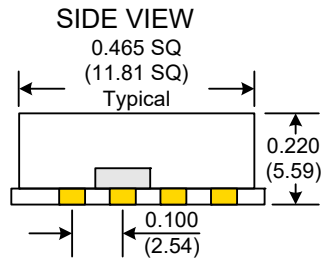
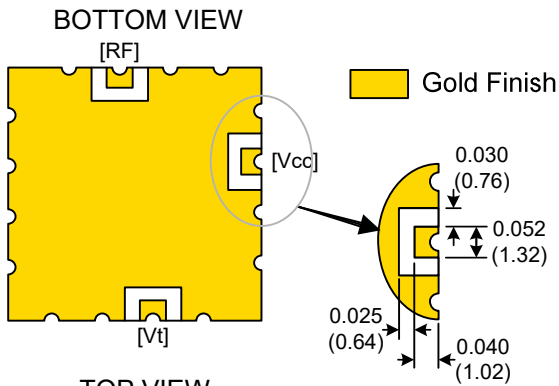


Tuning Curve (Typical)



**Product Control:**

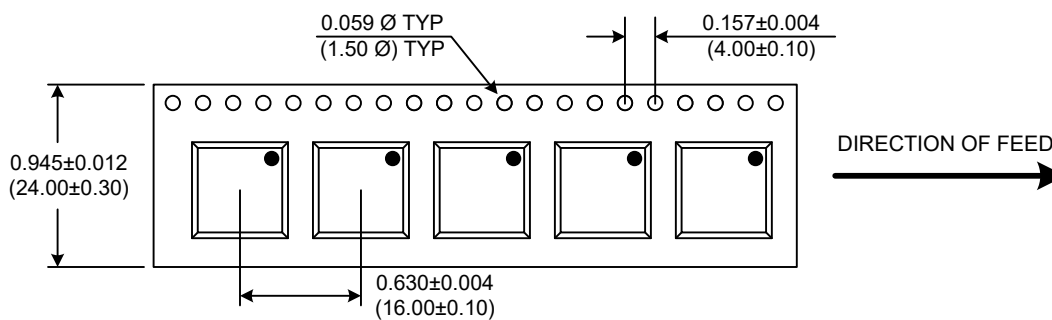
Crystek Part Number:	CVCO55CC-2400-2400	Release Date:	09-Sep-2020
Revision Level:	H	Responsible:	C. Vales



Pad	Connection
2	Vt
10	RF-OUTPUT
14	Vcc
Others	GROUND

- Unless otherwise specified, Dimensions are in:  $\frac{IN}{(mm)}$
- Pad Location Dimensions are in: Inches

**TAPE AND REEL**



Drawing not to scale

**Product Control:**

Crystek Part Number:	CVCO55CC-2400-2400	Release Date:	09-Sep-2020
Revision Level:	H	Responsible:	C. Vales

Crystek Corporation reserves the right to make changes to its products and/or information contained herein without notice. No liability is assumed as a result of its use or application.

# Mouser Electronics

Authorized Distributor

Click to View Pricing, Inventory, Delivery & Lifecycle Information:

[Crystek:](#)

[CVCO55CC-2400-2400](#)