

03

0331

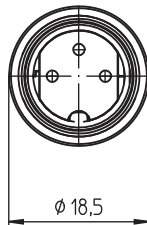
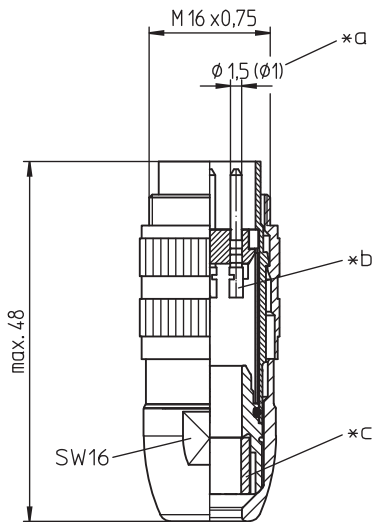
Circular connectors with threaded joint M16 acc. to IEC 61076-2-106, IP40/IP68



Plug acc. to IEC 61076-2-106, IP68, with threaded joint and solder terminals

03

0331



Environmental conditions

Temperature range -40 °C/+85 °C

Materials

Insulating body	PA GF, V-0 according to UL94
Contact pin	CuZn, silver-plated and flash gold-plated (3-8 poles) CuZn, pre-nickel and gold-plated (12-14 poles)
Insulating sleeve	PA, V-2 according to UL94
Clamp	PA, V-0 according to UL94
Housing	CuZn, nickel-plated/Zn diecast, pre-copper and nickel-plated
Knurled screw	CuZn, nickel-plated
Seal	EPDM/NBR

Mechanical data

Tightening torque connector	1-3 Nm
Tightening torque nut	1-3 Nm
Protection class	IP68 ¹

¹ according to IEC DIN EN 60529, only in locked condition with an appropriate counterpart; IPX8 requirements under agreement between manufacturer and user

Connectable conductors for solder area

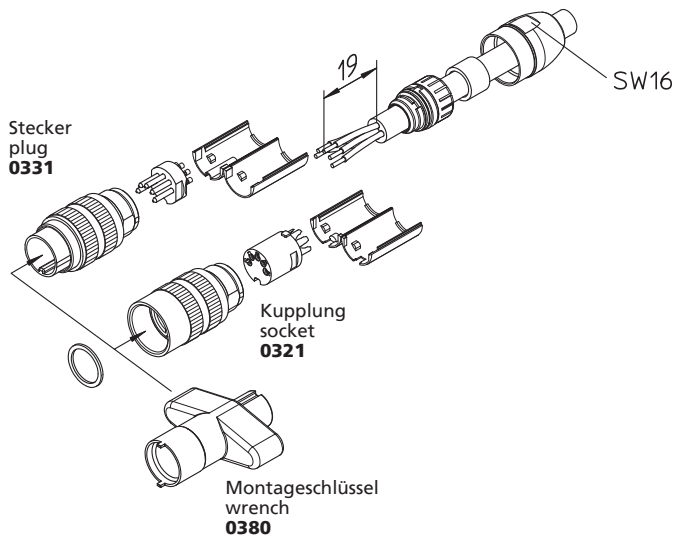
Section	$\leq 0,75 \text{ mm}^2$ (AWG 20) (3-8 poles) $\leq 0,25 \text{ mm}^2$ (AWG 24) (12-14 poles)
Cable diameter	4-8 mm

Electrical data (at $T_{\text{amb}} 20 \text{ °C}$)

Rated current	5 A ($T_{\text{amb}} 40 \text{ °C}$, 3-8 poles) 3 A ($T_{\text{amb}} 40 \text{ °C}$, 12-14 poles)
Rated voltage	pollution degree 1: 300 V (versions 03, 04, 05-1, 06, 07) 100 V (versions 05, 07-1, 08, 08-1) 160 V (versions 12, 14) pollution degree 2: 250 V (versions 03, 04) 160 V (versions 05-1, 06, 07, 12, 14) 32 V (versions 05, 07-1, 08, 08-1)
Rated impulse voltage	1500 V (versions 03, 04, 05-1, 06, 07, 12, 14) 500 V (versions 05, 07-1, 08, 08-1)
Material group	II (IEC)/I (UL) (400 \leq CTI < 600)
Overtoltage category	I
Insulation resistance	> 100 M Ω

03

0331



Associated products

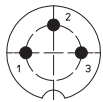
Counterparts

☞ 0304	☞ 0304-1	☞ 0304-2
☞ 0305	☞ 0305-1	☞ 0305-1 U
☞ 0305-2	☞ 0306	☞ 0306-1
☞ 0306-2	☞ 0307	☞ 0307-1
☞ 0307-2	☞ 030798-1	☞ 030798-2
☞ 030799-2	☞ 0308	☞ 0308-1
☞ 0308-2	☞ 0321	☞ 0322
☞ 0322-1	☞ 032200	☞ 0360
☞ 036000	☞ 0362	☞ 036297
☞ 0363		

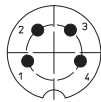
Accessories

☞ 0383	☞ 038399	☞ 038899
--------	----------	----------

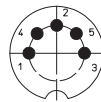
Pin configurations, solder side view



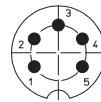
03-a
0331 03



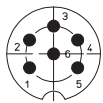
04-a
0331 04



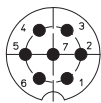
05-b
0331 05



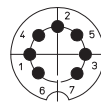
05-a
0331 05-1



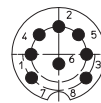
06-a
0331 06



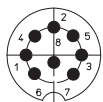
07-a
0331 07



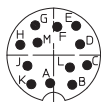
07-b
0331 07-1



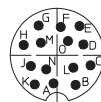
0331 08



08-a
0331 08-1



12-a
0331 12



14-a
0331 14

*a 12 and 14 pole version Ø 1.0 mm
*b solder cup for iron soldering
*c gasket

03

0331

Designation	Pole Number	PU (Pieces)	MDQ (Pieces)
0331 03	3	50	100
0331 04	4	50	100
0331 05	5	50	100
0331 05-1	5	50	100
0331 06	6	50	100
0331 07	7	50	100
0331 07-1	7	50	100
0331 08	8	50	100
0331 08-1	8	50	100
0331 12	12	50	100
0331 14	14	50	100

Packaging:

sets of individual parts in plastic bags, in a cardboard box