

PCB terminal block - PTSA 0,5/ 6-2,5-F - 1989780

Please be informed that the data shown in this PDF Document is generated from our Online Catalog. Please find the complete data in the user's documentation. Our General Terms of Use for Downloads are valid (<http://phoenixcontact.com/download>)

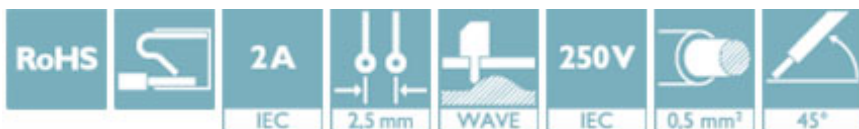


PCB terminal block, Nominal current: 2 A, Nom. voltage: 250 V, Pitch: 2.5 mm, Number of positions: 6, Connection method: Push-in spring connection, Mounting: Wave soldering, Conductor/PCB connection direction: 45 °, Color: green, Soldering legs in front area, one-rowed

The figure shows a 10-position version of the product

Why buy this product

- Time saving push-in connection, tools not required
- Defined contact force ensures that contact remains stable over the long term
- Angled connection enables multi-row arrangement on the PCB



Key Commercial Data

Packing unit	100 STK
Minimum order quantity	100 STK
GTIN	
GTIN	4017918973384
Weight per Piece (excluding packing)	2.180 g
Custom tariff number	85369010
Country of origin	Germany

Technical data

Dimensions

Length	12 mm
Pitch	2.5 mm
Dimension a	12.50 mm
Width	16.50 mm
Constructional height	13.1 mm
Height	16.7 mm
Solder pin [P]	3.6 mm
Pin dimensions	0,4 x 0,75 mm

PCB terminal block - PTSA 0,5/ 6-2,5-F - 1989780

Technical data

Dimensions

Pin spacing	2.50 mm
Hole diameter	1 mm

General

Range of articles	PTSA 0,5
Rated surge voltage (III/3)	2.5 kV
Rated surge voltage (III/2)	2.5 kV
Rated surge voltage (II/2)	2.5 kV
Rated voltage (III/3)	63 V
Rated voltage (III/2)	250 V
Rated voltage (II/2)	250 V
Connection in acc. with standard	EN-VDE
Nominal current I_N	2 A
Nominal cross section	0.5 mm ²
Maximum load current	2 A
Insulating material	PA
Solder pin surface	Sn
Stripping length	9 mm
Number of positions	6

Connection data

Conductor cross section solid min.	0.14 mm ²
Conductor cross section solid max.	0.5 mm ²
Conductor cross section flexible min.	0.2 mm ²
Conductor cross section flexible max.	0.5 mm ²
Conductor cross section AWG min.	24
Conductor cross section AWG max.	20

Standards and Regulations

Connection in acc. with standard	EN-VDE
	CUL

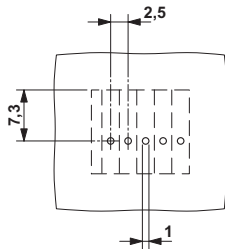
Environmental Product Compliance

China RoHS	Environmentally friendly use period: unlimited = EFUP-e
	No hazardous substances above threshold values

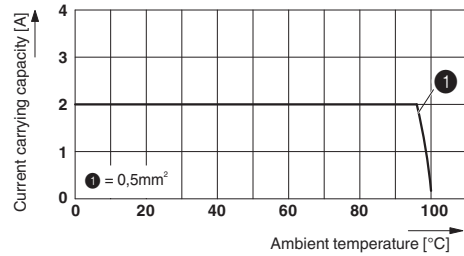
Drawings

PCB terminal block - PTSA 0,5/ 6-2,5-F - 1989780

Drilling diagram



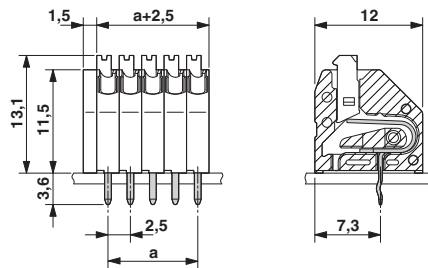
Diagram



The illustration shows the 5-pos. version

Derating diagram for 5 pins; reduction factor=1

Dimensional drawing



The illustration shows the 5-pos. version

Approvals

Approvals

Approvals

UL Recognized / VDE Gutachten mit Fertigungsüberwachung / cUL Recognized / CCA / EAC / cULus Recognized


Ex Approvals


Approval details

UL Recognized		http://database.ul.com/cgi-bin/XYV/template/LISEXT/1FRAME/index.htm	FILE E 60425
	B	D	
mm ² /AWG/kcmil	26-20	26-20	
Nominal current I _N	2 A	2 A	
Nominal voltage U _N	150 V	300 V	


PCB terminal block - PTSA 0,5/ 6-2,5-F - 1989780


Approvals

VDE Gutachten mit Fertigungsüberwachung		http://www.vde.com/en/Institute/OnlineService/ VDE-approved-products/Pages/Online-Search.aspx	40013932
mm ² /AWG/kcmil	0.5		
Nominal current IN	2 A		
Nominal voltage UN	130 V		

cUL Recognized		http://database.ul.com/cgi-bin/XYV/template/LISEXT/1FRAME/index.htm	FILE E 60425
	B	D	
mm ² /AWG/kcmil	26-20	26-20	
Nominal current IN	2 A	2 A	
Nominal voltage UN	150 V	300 V	

CCA	CCA/DE1 34204		
mm ² /AWG/kcmil	0.5		
Nominal current IN	2 A		

EAC		B.01742
-----	---	---------

cULus Recognized		http://database.ul.com/cgi-bin/XYV/template/LISEXT/1FRAME/index.htm
------------------	---	---