SD-103-G-22-N

SAMTEC

Buy Now

Looking for a discount?

Check out our current promotions!

Give us a call

1-855-837-4225

International: 1-415-281-3866

Email Us

Sales and New Orders: sales@verical.com

Order Support: support@verical.com

Suppliers: Visit our seller page

Company Address

Arrow Electronics, Inc
9201 East Dry Creek Road
Centennial, CO 80112

This coversheet was created by Verical, a division of Arrow Electronics, Inc. (“Verical”). The attached document was created by the part supplier, not Verical, and is provided strictly 'as is.' Verical, its subsidiaries, affiliates, employees, and agents make no representations or warranties regarding the attached document and disclaim any liability for the consequences of relying on the information therein. All referenced brands, product names, service names, and trademarks are the property of their respective owners.

F-221 WEB

samtec



SS–132–G–2



ESD–115–TT–05

(2.54 mm) .100"

SS, SD, ESD, ESS, HSS SERIES

PRECISION MACHINED SOCKET STRIPS

Mates with:
TS, TD, HTS, BBS, BBD, BBL, BDL, BHS

SPECIFICATIONS

For complete specifications see www.samtec.com?SS, www.samtec.com?ESS, www.samtec.com?SD, www.samtec.com?ESD or www.samtec.com?HSS

Insulator Material:
SS, SD, ESS, ESD=
Black G.F. Polyester
HSS=
Black Liquid Crystal Polymer
Contact:
BeCu
Shell:
Brass except Style 5A
Phosphor Bronze
Plating:
Au over 50 µ" (1.27 µm) Ni or
Sn over 50 µ" (1.27 µm) Ni
Operating Temp Range:
-55 °C to +125 °C
Lead Size Range:
(0.38 mm to 0.56 mm)
.015" to .022" DIA
and most IC leads
RoHS Compliant:
Yes
Lead-Free Solderable:
SS, SD, ESS, ESD:
No, LeadWave only
HSS: Yes

RECOGNITIONS

For complete scope of recognitions see www.samtec.com/quality

FILE NO. E111594

Note:
Some lengths, styles and options are non-standard, non-returnable.

TYPE STRIP – 1 – NO. PINS PER ROW – PLATING OPTION – LEAD STYLE – OPTION – OTHER OPTION

01 thru 32
= SS, ESS Series

01 thru 36
= HSS, SD & ESD Series

SS
= Standard Single Row Socket

HSS
= High Temp Single Row Socket

ESS
= Elevated Single Row Socket

Styles –5A & –05 socket heads not countersunk.

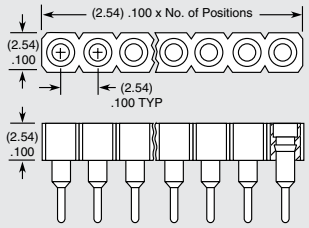

SD
= Standard Double Row Socket

ESD
= Elevated Double Row Socket

Style –5A not available. Styles –5A & –05 socket heads not countersunk.

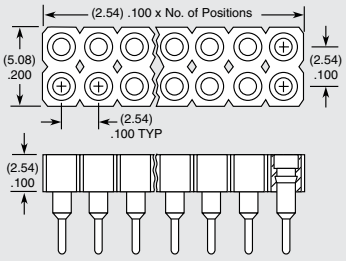

–S
= 10 µ" (0.25 µm) Gold contact, Tin shell (Styles 2 & 22 only)

–T
= 30 µ" (0.76 µm) Gold contact, Tin shell

–G
= 30 µ" (0.76 µm) Gold contact, 10 µ" (0.25 µm) Gold shell

–TT
= Tin contact and shell (Styles 1, 2, 4, and 05 except LIF N/A)

LIF= Low Insertion Force

– L = Locking Socket

Add –**L** suffix for locking lead socket in end positions. Requires **Style -2** or **-22** and .035" ± .003 DIA board hole.

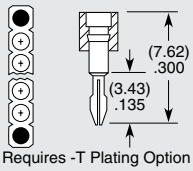

Requires -T Plating Option

– N
= Non Flush

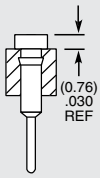

N/A Style –5A

ALSO AVAILABLE
(MOQ Required)

- Locking lead option on ESS and ESD series

–1A, –1B or –1C
For LIF specify –21A, –21B or –21C
(SS, HSS, SD)

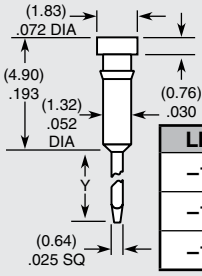

LEAD STYLE	Y
–1A or –21A	(9.14) .360
–1B or –21B	(12.95) .510
–1C or –21C	(6.60) .260

–2, –22*,–5A, or –38*
*For LIF specify –22 or –38 (SS, HSS, SD)

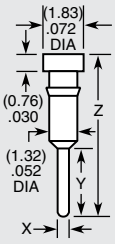

LEAD STYLE	X DIA	Y	Z
–2 or –22	(0.51) .020	(3.18) .125	(7.62) .300
–38	(0.51) .020	(4.57) .180	(8.89) .350
–5A	(0.89) .035	(12.95) .510	(17.86) .703

Locking lead available. See OPTION.

–03, –04, –05
For LIF specify –23
(ESS, ESD)

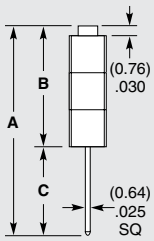

LEAD STYLE	A	B	C
–05	(17.86) .703	(13.46) .530	(4.39) .173
–03 or –23	(11.51) .453	(8.38) .330	(3.12) .123
–04	(14.05) .553	(10.92) .430	(3.12) .123

Unless otherwise approved in writing by Samtec, all parts and components are designed and built according to Samtec's specifications which are subject to change without notice.