

PCB terminal block - FFKDSA1/H1-7,62 - 1790513

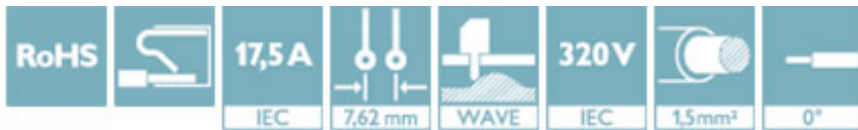
Please be informed that the data shown in this PDF Document is generated from our Online Catalog. Please find the complete data in the user's documentation. Our General Terms of Use for Downloads are valid (<http://phoenixcontact.com/download>)




PCB terminal block, nominal current: 17.5 A, nom. voltage: 320 V, pitch: 7.62 mm, number of positions: 1, connection method: Push-in spring connection, mounting: Wave soldering, conductor/PCB connection direction: 0 °, color: green. End terminal block for terminating custom-grouped blocks.

Why buy this product

- ✓ Time saving push-in connection, tools not required
- ✓ Defined contact force ensures that contact remains stable over the long term
- ✓ Intuitive use through colour coded actuation lever
- ✓ Operation and conductor connection from one direction enable integration into front of device
- ✓ Two solder pins reduce the mechanical strain on the soldering spots
- ✓ The latching on the side enables various numbers of positions to be combined



Key Commercial Data

Packing unit	250 STK
Minimum order quantity	250 STK
GTIN	 4 017918 044381
GTIN	4017918044381
Weight per Piece (excluding packing)	1.140 g
Custom tariff number	85369010
Country of origin	Germany

Technical data

Dimensions

Length [l]	13.6 mm
Pitch	7.62 mm
Width [w]	7.62 mm
Constructional height	12.7 mm
Height [h]	16.2 mm
Solder pin [P]	3.4 mm

PCB terminal block - FFKDSA1/H1-7,62 - 1790513

Technical data

Dimensions

Pin dimensions	0,5 x 1 mm
Pin spacing	7.62 mm
Hole diameter	1.3 mm

General

Range of articles	FFKDS(A)/H1
Insulating material group	I
Rated surge voltage (III/3)	4 kV
Rated surge voltage (III/2)	4 kV
Rated surge voltage (II/2)	4 kV
Rated voltage (III/3)	250 V
Rated voltage (III/2)	320 V
Rated voltage (II/2)	630 V
Connection in acc. with standard	EN-VDE
Nominal current I_N	17.5 A
Nominal cross section	1.5 mm ²
Maximum load current	15 A (with 1.5 mm ² conductor cross section)
Insulating material	PA
Flammability rating according to UL 94	V0
Stripping length	10 mm
Number of positions	1

Connection data

Conductor cross section solid min.	0.2 mm ²
Conductor cross section solid max.	1.5 mm ²
Conductor cross section flexible min.	0.2 mm ²
Conductor cross section flexible max.	1.5 mm ²
Conductor cross section flexible, with ferrule without plastic sleeve min.	0.25 mm ²
Conductor cross section flexible, with ferrule without plastic sleeve max.	0.75 mm ²
Conductor cross section flexible, with ferrule with plastic sleeve min.	0.25 mm ²
Conductor cross section flexible, with ferrule with plastic sleeve max.	0.75 mm ²
Conductor cross section AWG min.	24
Conductor cross section AWG max.	16

Standards and Regulations

Connection in acc. with standard	EN-VDE
	CUL
Flammability rating according to UL 94	V0

Environmental Product Compliance

China RoHS	Environmentally friendly use period: unlimited = EFUP-e
	No hazardous substances above threshold values

PCB terminal block - FFKDSA1/H1-7,62 - 1790513

Classifications

eCl@ss

eCl@ss 4.0	27141109
eCl@ss 4.1	27141109
eCl@ss 5.0	27141190
eCl@ss 5.1	27261100
eCl@ss 6.0	27261100
eCl@ss 7.0	27440401
eCl@ss 8.0	27440401
eCl@ss 9.0	27440401

ETIM

ETIM 3.0	EC001121
ETIM 4.0	EC002643
ETIM 5.0	EC002643
ETIM 6.0	EC002643

UNSPSC

UNSPSC 6.01	30211801
UNSPSC 7.0901	39121432
UNSPSC 11	39121432
UNSPSC 12.01	39121432
UNSPSC 13.2	39121432

Approvals


Approvals

Approvals

KEMA-KEUR / CCA / IECCE CB Scheme / EAC / cULus Recognized

Ex Approvals

Approval details

KEMA-KEUR		http://www.dekra-certification.com	2160724.01
Nominal voltage UN	400 V		
mm ² /AWG/kcmil	1.5		

PCB terminal block - FFKDSA1/H1-7,62 - 1790513

Approvals

CCA	NTR NL-7074
Nominal voltage UN	400 V
mm ² /AWG/kcmil	1.5

IECEE CB Scheme		http://www.iecee.org/	NL-25836
Nominal voltage UN	400 V		
mm ² /AWG/kcmil	1.5		

EAC		B.01742
-----	--	---------

cULus Recognized		http://database.ul.com/cgi-bin/XYV/template/LISEXT/1FRAME/index.htm	E60425-19870330
	D	B	
Nominal voltage UN	300 V	300 V	
Nominal current IN	10 A	10 A	
mm ² /AWG/kcmil	22-16	22-16	

Accessories

Accessories

Labeled terminal marker

Marker card - SK 7,62/5:FORTL.ZAHLEN - 0804552

Marker card, Card, white, labeled, Horizontal: consecutive numbers 1 - 10, 11 - 20, etc. up to 91 - 100, mounting type: adhesive, for terminal block width: 7.62 mm, lettering field size: 7.62 x 5 mm



Screwdriver tools

PCB terminal block - FFKDSA1/H1-7,62 - 1790513

Accessories

Screwdriver - SZF 1-0,6X3,5 - 1204517



Actuation tool, for ST terminal blocks, also suitable for use as a bladed screwdriver, size: 0.6 x 3.5 x 100 mm, 2-component grip, with non-slip grip

Additional products

PCB terminal block - FFKDSA/H1-7,62 - 1790351



PCB terminal block, nominal current: 17.5 A, nom. voltage: 630 V, pitch: 7.62 mm, number of positions: 1, connection method: Push-in spring connection, mounting: Wave soldering, conductor/PCB connection direction: 0 °, color: green. Single module for the custom grouping of different numbers of positions. An end terminal block is also needed to terminate the block (see accessories). Blocked items with different numbers of positions are also available.

PCB terminal block - FFKDS/H1-5,08 - 1790335



PCB terminal block, nominal current: 15 A, nom. voltage: 320 V, pitch: 5.08 mm, number of positions: 1, connection method: Push-in spring connection, mounting: Wave soldering, conductor/PCB connection direction: 0 °, color: green. Single module for the custom grouping of different numbers of positions. An end terminal block is also needed to terminate the block (see accessories). Blocked items with different numbers of positions are also available.