KEY PRODUCT CHARACTERISTICS				
SAFETY/COMPLIANCE	FIT/FUNCTION	TOTAL ON DRAWING	1	
S/C DIMENSIONS	F/F DIMENSIONS	LAST NO. USED		
NO & TYPE	DESCRIPTION	RATIONALE	PTS	ZONE
1 FF	CONN WIDTH			E22

SYMBOL DEFINITION

A DIMENSION WITHOUT AN INSPECTION REPORT SYMBOL DOES NOT REQUIRE INSPECTION. IT MAY BE CONTROLLED ON THE INDIVIDUAL COMPONENT DRAWING.

TOTAL NO. OF INSPECTIONS REQUIRED	40
LAST NO. USED	28

MISSING SYMBOLS

NO MISSING DL NUMBER

REVISION HISTORY										
DWG NO	LTR	DATE	DCN NO	ZONE	REVISION HISTORY	ECN	DR	SYS/DEP
TM9106	R	03	-	-	ALL PARTS - CLEAR REV COLUMN, REDRAWN DWG TO PART DRAWING AND ADDED "PRECISE DIMENSIONS", "APPEARANCE" & "AD" NOTE	439849	DAK	AA,JW
04JL08	R	04	-	-	ALL PARTS - UPDATED FOR ATTRIBUTES	440077	SDH	AA,JW
14AU16	R	05	-	-	ALL PARTS CORRECTED TOL ON DIM #25	444226	DAK	VV,JW

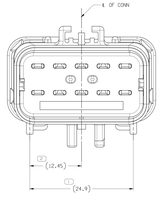

TYPE B
SAME AS TYPE A
EXCEPT AS SHOWN

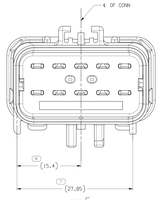

TYPE E
SAME AS TYPE A
EXCEPT AS SHOWN
FOR REFERENCE ONLY

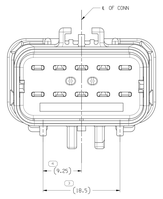

TYPE C
SAME AS TYPE A
EXCEPT AS SHOWN

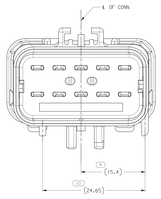

TYPE F
SAME AS TYPE A
EXCEPT AS SHOWN
FOR REFERENCE ONLY

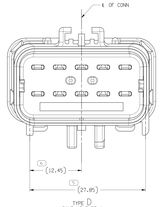

TYPE D
SAME AS TYPE A
EXCEPT AS SHOWN
FOR REFERENCE ONLY

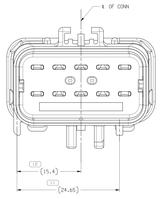

TYPE G
SAME AS TYPE A
EXCEPT AS SHOWN

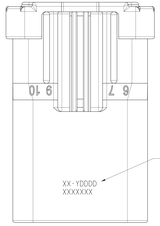

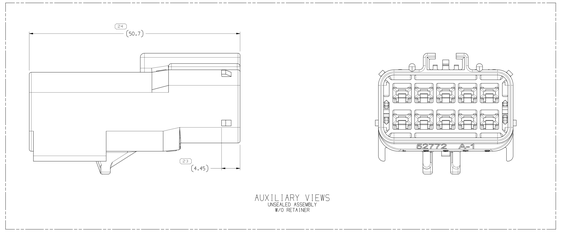

AUXILIARY VIEWS
UNSEALED ASSEMBLY
W/O RETAINER

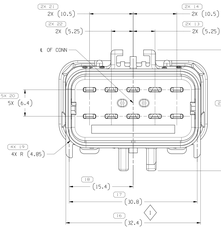

TYPE A

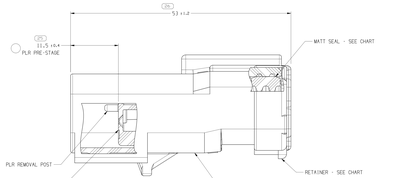

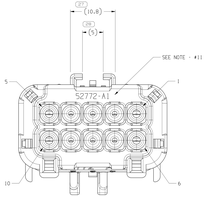

CIRCUIT NUMBERS FOR REFERENCE
SHOWN ON SIDES OF PART

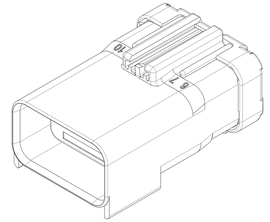

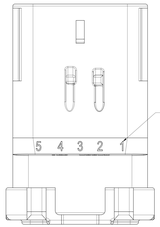

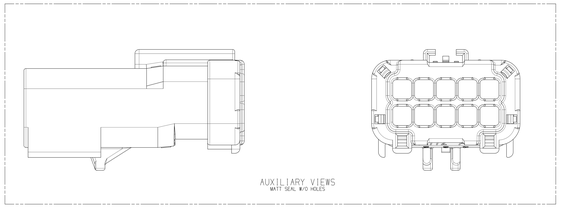

AUXILIARY VIEWS
MATT SEAL W/O HOLES

NOTES

1. UNLESS OTHERWISE SPECIFIED AND/OR INDICATED:

   DIMENSIONS ARE TO FACE OF VIEW SHOWN AND AUTOMATICALLY ROUNDED BY COMPUTER FOR INSPECTION (SEE MATH MODEL FOR PRECISE DIMENSIONS). FOR ALL PRECISE DIMENSIONS, TOLERANCES, ANGLES, FEATURES, BUILD, SEE MATH MODEL FOR PRECISE TOOL PATH DATA.

2. THIS PRODUCT IS NOT CATEGORIZED AS AN APPEARANCE ITEM. MINOR IMPERFECTIONS INCLUDING, BUT NOT LIMITED TO, FLOW MARKS, COLOR BLEMISHES, GATE VESTIGE, AND SOFT FLASH THAT DO NOT AFFECT THE FIT, FORM, OR FUNCTION OF THE PART ARE PERMISSIBLE PER EANF.4.1.C5.01.EN.

3. FOR APPLICATION DATA SEE THE INDIVIDUAL APPLICATION DRAWINGS.

4. ENGINEERING APPROVAL OF SUPPLIER SAMPLE IS REQUIRED PRIOR TO AUTHORIZATION OF PART PRODUCTION.

5. CHANGES IN DESIGN COMPOSITION OR PROCESSING FROM THE PART PREVIOUSLY APPROVED FOR PART PRODUCTION REQUIRES PRIOR ENGINEER APPROVAL.

6. ALL THE SEALED CONNECTOR APPLICATIONS MUST BE USED WITH CHRYSLER WIRE SPEC, MS-9288 OR MS-9505 THIN WALL X-LINK INSULATION OD RANGE FROM Ø1.7 TO Ø4.09 (ISO THIN WALL EQUIVALENTS PERMISSIBLE).

7. ALL NON-SEALED APPLICATIONS MAY BE USED WITH ANY WIRE INSULATION OD (BASE TWB) (O BASE (EXCEPT AS NOTED) PROVIDING THAT A TERMINAL GRIP FOR THAT CORE/INSULATION COMBINATION IS SHOWN ON THE MALE TERMINAL DRAWING (ISO THIN WALL EQUIVALENTS PERMISSIBLE

   MAX. INSULATION CRIMP WIDTH : 4.50
   MAX. INSULATION CRIMP HEIGHT: 4.50
   MAX. INSULATION DIA. : 4.09 (12 GA THIN WALL)

8. USE WITH FOLLOWING APPLICABLE COMPONENTS AS NEEDED:
   CAVITY PLUG MVL 5400005/APN 1516894
   DOUBLE X-MAS TREE CLIP (CHRYSLER 04782191)
   MVL 5400010/APN 1376814 X-MAS TREE CLIP
   DOUBLE X-MAS TREE CLIP WITH FORWARD STOP
   MVL 5400010/APN 1376814 5.0MM APEX MALE TERM
   MVL C3505-0357/ APN 08019191. ABOUT CENTERLINE FOR 180° ORIENTATION.

9. DIRECT CONNECT INTERFACE PER MVL 03600/ APN 33523216.

10. TEST METHOD PER CHRYSLER PERFORMANCE, SPEC# PF-9600, CONNECTOR ENGAGE & DISENGAGE WITH LATCH DEPRESSED FORCE NOT TO EXCEED 120N FOR THIS SYSTEM

    PLR SEATING FORCES - 100N MAX.

    X-MAS TREE CLIP INSERTION FORCES - 75N. MAX

11. SUPPLIER, MOLD & CAVITY I.D. SIGNIFIES TOOL OWNERSHIP.

12. ANNUAL QUALITY REQUIREMENTS:
    IT IS PERMISSIBLE TO PERFORM CONTINUOUS CONFORMANCE PER MVL 0000-00 (IN LIEU OF ASQR-000) INSTEAD OF ANNUAL LAYOUT & ANNUAL PV REQUIREMENTS OF QS-9000 SECTION 2 & SAE/USCAR-2 REV 5

    ALL NON-REFERENCE DIMENSIONS ARE REQUIRED

    - USE INDEX A, BLACK SEALED AND UNSEALED FOR ALL AFFECTED INSULATOR CAVITIES

    - CURRENT PRODUCTION TOOLING

    - POINT OF LAST RUN

    SERVICE TOOLING GUIDE INFORMATION PER APEX TRAINING MANUAL

13. MUST CONFORM TO THE FOLLOWING CHRYSLER/ YNA STANDARDS:

    PF-9600 PERFORMANCE (CHRYSLER): EXCEPT AS NOTED ABOVE.
    MS-9288 SEAL APPL. (CHRYSLER).
    MS-9505 SEAL APPL. (250°).
    MS-9288 SEAL APPL. (270°).
    PS-9027 DATA EXCHANGE (CHRYSLER), (9009-7 YNA).
    PS-10052 INFORMATION SECURITY (CHRYSLER).

54201006	M	04687909	-	3350011 2	01	AC	A	54201034	1553731	54201020	1553734 0	-	-	-	-	3
54201007	M	04687910	-	3350011 3	01	AC	B	54201035	1553731	54201020	1553734 0	-	-	-	-	3
54201008	M	04687911	7222-1009-60	3350011 4	01	AC	C	54201036	1553731	54201020	1553734 0	-	-	-	-	3
54201016	M	04687906	7222-7406-30	5425612 2	01	AC	A	54201034	1553731	54201020	1553734 0	54201050	1367955	54201021	1553734 1	3
54201017	M	04687907	7222-4605-40	1549134 0	01	AC	B	54201035	1553731	54201020	1553734 0	54201050	1367955	54201021	1553734 1	3
54201018	M	04687908	-	3350011 8	01	AC	C	54201036	1553731	54201020	1553734 0	54201050	1367955	54201021	1553734 1	3
54201024	M	04688875	-	3351134 4	01	AC	B	54201035	1553731	54201020	1553734 0	54201052	1337730	54201021	1553734 1	3
54201042	M	04686047AA	-	3350011 9	01	AC	B	54201040	1553720	54201020	1553734 0	54201050	1367955	54201021	1553734 1	3
54201058	M	56045040AA	-	3351134 5	01	AC	A	54201034	1553731	-	-	54201052	1337730	54201021	1553734 1	3
54201059	M	04686046AA	-	3351134 6	01	AC	C	54201036	1553731	-	-	54201052	1337730	54201021	1553734 1	3
PART NO	REV	PART NO	PART NO	PART NO	REV	N/P	TYPE	PART NO	PART NO	PART NO	PART NO	PART NO	PART NO	PART NO	PART NO	CONNECTOR ASSEMBLY TEMPERATURE CLASS PER SAE/USCAR-2 REV 5
MVL		CHRYSLER	YNA	APTIV				MVL	APTIV	MVL	APTIV	MVL	APTIV	MVL	APTIV	
ASSEMBLY								CONN		PLR		MATT SEAL		RETAINER		

DRAWING NUMBER			
15498846			
SIZE	SCALE	SHEET 1 OF 1	REV
A1x4	4:1	12 OF 1	R 05

LIMITED DISTRIBUTION

THIS PRINT CAN ONLY BE DISTRIBUTED TO THE FOLLOWING LOCATIONS OUTSIDE OF APTIV CONNECTION SYSTEMS:

CHRYSLER

N/A	PROCESS SENSITIVE DIMENSION

DIMENSION ENCLOSED IN A TRIANGLE IS A CRITICAL TO QUALITY (CTQ) DIMENSION

DIMENSIONAL RANGE							
FROM	0.00	6.00	12.00	18.00	30.00	120.00	315.00
TO	6.00	12.00	18.00	30.00	120.00	315.00	MAX
TOLERANCE	±0.10	±0.15	±0.20	±0.25	±0.30	±0.40	±0.50

DIMENSIONS ARE AFTER PLATING

DO NOT SCALE DRAWING	THIRD ANGLE PROJECTION

PART DRAWING	
SCALE	CODE
SEE CHART	

UNLESS OTHERWISE SPECIFIED
THIS DRAWING IS THE PROPERTY OF APTIV CONNECTION SYSTEMS AND CONTAINS PROPRIETARY INFORMATION. REPRODUCTION WITHOUT WRITTEN PERMISSION PROHIBITED.

ALL DIMENSIONS ARE IN MILLIMETERS

MVL DWG - H59015	

APTIV
CONNECTION SYSTEMS
APTIV, LLC
COPYRIGHT 2014 APTIV, ALL RIGHTS RESERVED.

THIS DOCUMENT CONTAINS INFORMATION THAT IS PROPRIETARY TO APTIV. THE INFORMATION THAT APPEARS ON THIS DOCUMENT MAY BE SUBJECT TO EXPORT CONTROL REGULATIONS. ANY USE OR DISCLOSURE OF ANY CONTENT TO OTHERS, WITHOUT EXPRESS WRITTEN AUTHORIZATION, IS PROHIBITED.

DR	PALLONE	25DEC14	
APVD	SUDH SIDDI	25Dec14	
APVD	MATT MAJOR	25Dec14	
APVD	JEFF CAMPBELL	25Dec14	
PRODUCT			
CONNECTOR ASSEMBLY TEMPERATURE CLASS PER SAE/USCAR-2 REV 5			
SIZE/CODE			
SEE CHART			
DRAWING TYPE			
TXX1 CONN 10 APEX 2.8			
DRAWING NUMBER			
15498846			
SIZE	SCALE	SHEET 1 OF 1	REV
A1x4	4:1	1 OF 1	R 05

04884271

Mouser Electronics

Authorized Distributor

Click to View Pricing, Inventory, Delivery & Lifecycle Information:

Aptiv:
54201058