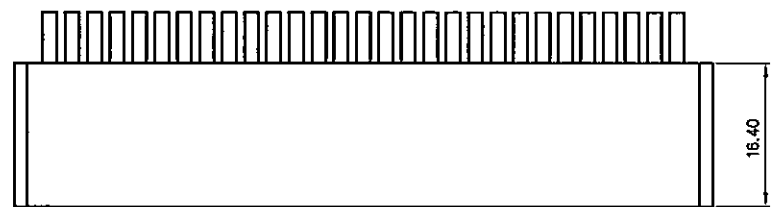
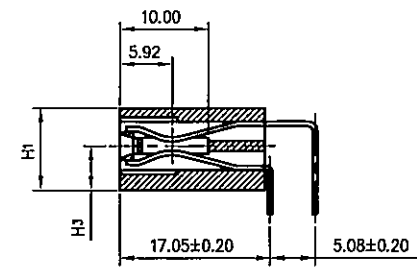
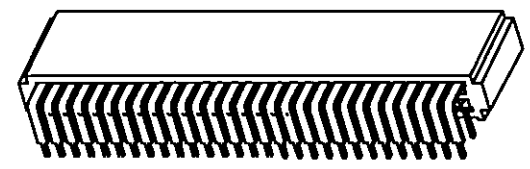

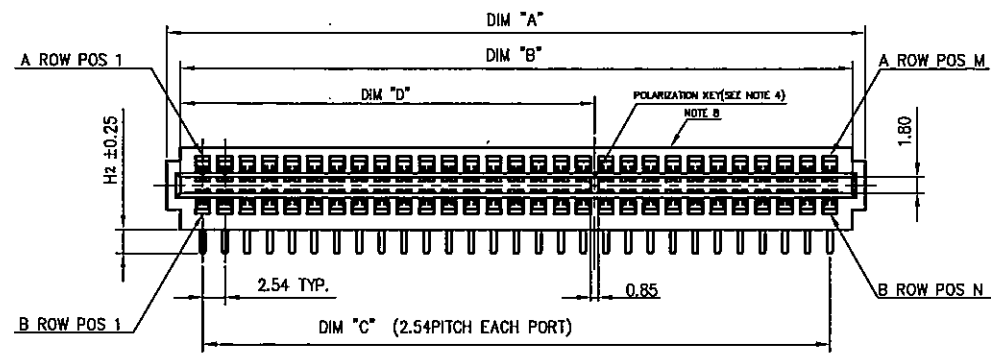


PRODUCT NO.
10035388-XXX
NOTE: 5

A



B



A

B

C

D



Copyright FCI

C

D

NOTE:

- MATERIAL:
HOUSING: HIGH TEMPERATURE THERMOPLASTIC, UL 94 V-0 RATED, BLACK.
TERMINAL: HIGH CONDUCTIVITY COPPER ALLOY.
- PRODUCT SPECIFICATION: GS-12-259.
- PACKAGE SPECIFICATION: GS-14-937.
- THERE IS NO POLARIZATION KEY IN 10035388-102/103/104/105/106/202/203/205/500/700/800/802/903/903/905/910.
- PLATING SPEC:
10035388-XXX:
POWER PIN: CONTACT AREA- 30u" GOLD OVER 50u" NICKEL UNDER PLATED.
SOLDER TAIL- 100u" TIN/LEAD OVER 50u" NICKEL UNDER PLATED
AC TERMINAL: 50u" NICKEL UNDER PLATED; 30u" GOLD ON CONTACT AREA
10035388-XXXLF:
POWER PIN: CONTACT AREA- 30u" GOLD OVER 50u" NICKEL UNDER PLATED.
SOLDER TAIL- 100u" PURE MATTE TIN OVER 50u" NICKEL UNDER PLATED
AC TERMINAL: 50u" NICKEL UNDER PLATED; 30u" GOLD ON CONTACT AREA
- P/N 10035388-XXXLF MEETS EUROPEAN UNION DIRECTIVE AND OTHER COUNTRY REGULATIONS AS DESCRIBED IN GS-22-008.
- THE HOUSING WILL WITHSTAND EXPOSURE TO 260°C PEAK TEMPERATURE FOR 10 SECONDS IN A WAVE SOLDER APPLICATION WITH A CIRCUIT BOARD.
- MANUFACTURER'S NAME, P/N AND DATE CODE TO APPEAR ON THIS SURFACE AS PER GS-24-007.
- A Δ SYMBOL WILL BE NEXT TO ANY DIMENSION, VIEW, OR NOTE WHICH HAS BEEN MODIFIED WITH THE CURRENT DRAWING REVISION.

rev	ech no	dr	date
T	D610-0323	SM	2010-09-08
U	D610-0334	WL	2010-09-20
V	D610-0353	WL	2010-10-14
W	ELX-06-00968	WL	2010-01-12
X	ELX-06-01952	HZ	2010-06-13
Y	ELX-06-01972	HZ	2012-07-11
AA	ELX-06-01974	JW	2012-10-08

www.fciconnect.com		surface	tolerance std	projection	MM
		ANGULAR	0.X ± 0.25		
		LINEAR	0.XX ± 0.15		
		σ ± z	0.XXX ± 0.10	size	A3
		Product family POWER EDGE CARD		ECN	ELX-DG-013174
		Spec ref			
Dr	LH	2004-10-28			
Eng	JULIA WANG	2004-10-28			
Chr	GARY HSIEH	2004-10-28			
Appr	JOSEPH HSIA	2004-10-28			
		POWER EDGE CARD CONNECTOR WITHOUT SIGNAL ASS'Y		dwg no	10035388
		catalog no	CUSTOMER COPY		sheet 1 of 5
				Rev.	AA

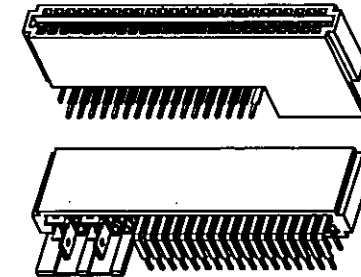
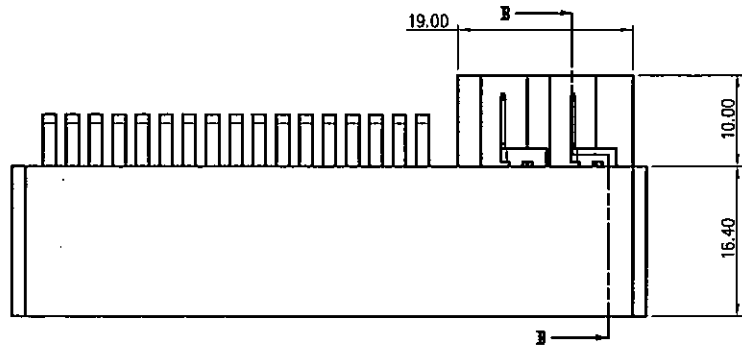
REV C - 2012-10-17

PRODUCT NO.

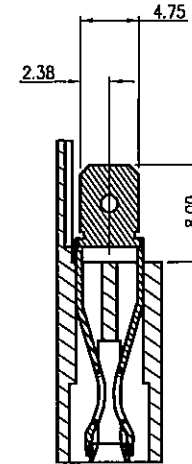
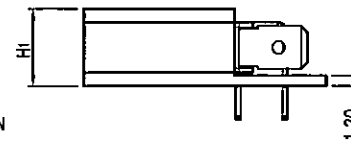
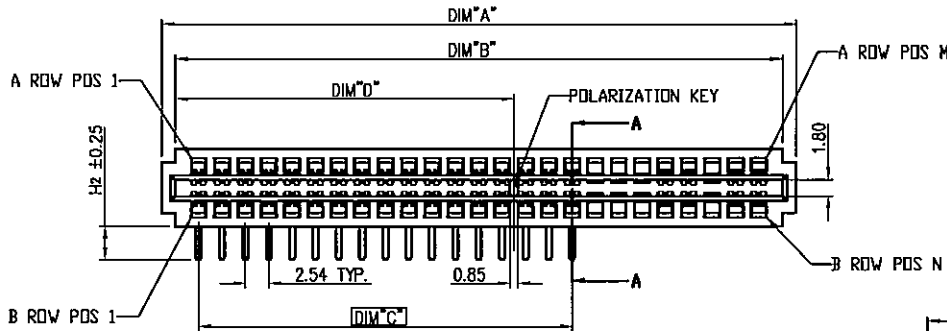
10035388-600

NOTE: 5

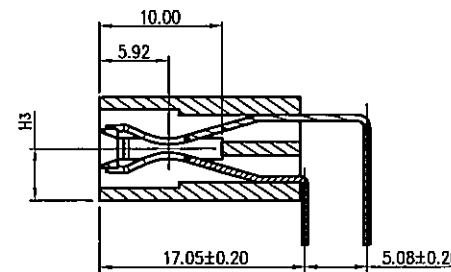
A



B



SECTION B-B
SCALE 2.000



SECTION A-A
SCALE 2.000

NOTE:
(APPLY TO 10035388-600__ AS ADDITIONAL)

- 9. THE EMPTY POSITIONS ARE 18, 19, 20, 23.
- 10. THERE ARE 2 AC TERMINALS.



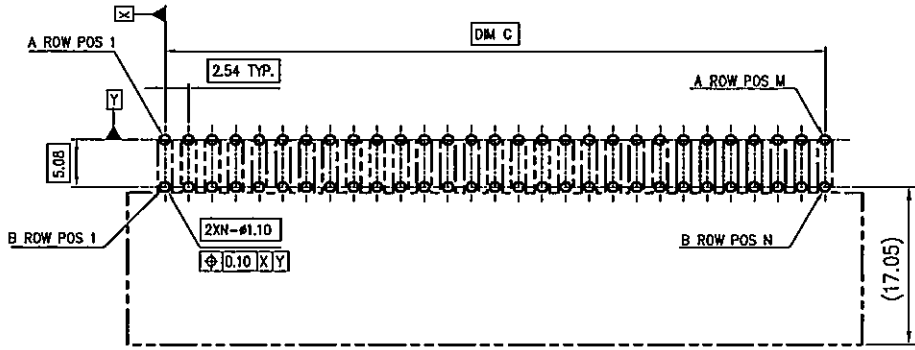
Copyright FCI

D

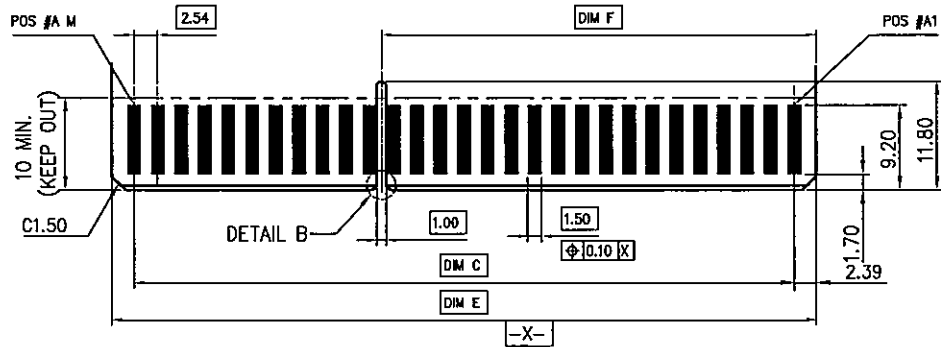
www.fclconnect.com			surface	<input checked="" type="checkbox"/>	tolerance std	projection	MM
			TOLERANCES UNLESS OTHERWISE SPECIFIED				
Dr	LH	2004-10-28	ANGULAR	LINEAR	0x ± 0.25	size	A3
Eng	JULIA WANG	2004-10-28			0.xx ± 0.15	Scale	NONE
Chr	GARY HSIEH	2004-10-28	∅ ± z		0.xxx ± 0.10	ECN	ELX-DG-013174
Appr	JOSEPH HSIA	2004-10-28	Product family		POWER EDGE CARD	Spec ref	
			POWER EDGE CARD CONNECTOR WITHOUT SIGNAL ASS'Y			title 10035388	Rev. AA
catalog no			CUSTOMER COPY			sheet 2 of 5	

REV 7 - 2004-07

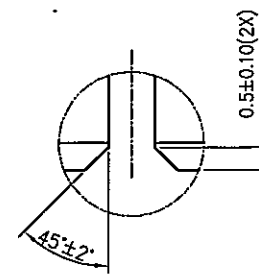
PRODUCT NO.
10035388-XXX
NOTE: 5



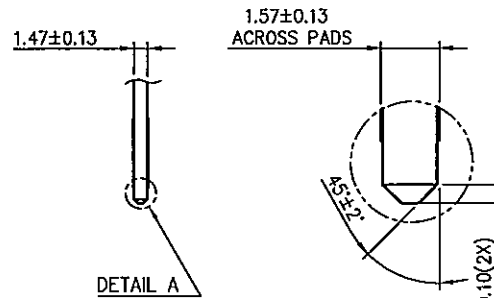
RECOMMENDED PCB LAYOUT



RECOMMENDED DAUGHTER CARD LAYOUT (TOP SIDE)



DETAIL B
SCALE 5:1



DETAIL A



Copyright FCI.

www.fciconnect.com		surface	✓	tolerance std		projection	MM
		TOLERANCES UNLESS OTHERWISE SPECIFIED					
Dr	LH	2004-10-2B	ANGULAR	LINEAR	0.X ±	0.25	size A3
Eng	JULIA WANG	2004-10-2B	σ ± z		0.XX ±	0.15	Scale NONE
Chr	GARY HSIEH	2004-10-2B			0.XXX ±	0.10	ECN ELX-DG-013174
Appr	JOSEPH HSIA	2004-10-2B	Product family		POWER EDGE CARD		Spec ref
		POWER EDGE CARD CONNECTOR WITHOUT SIGNAL ASS'Y			title 10035388		Rev. AA
catalog no		CUSTOMER COPY		sheet 3 of 5			

REV F - 2004-04-17

