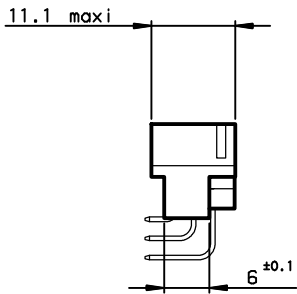
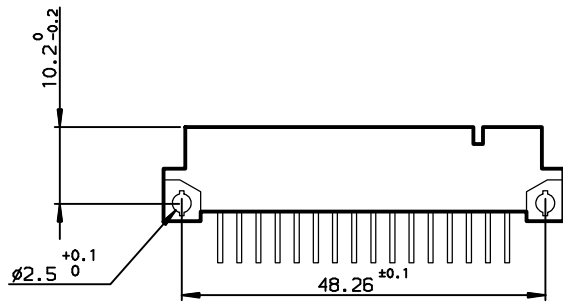
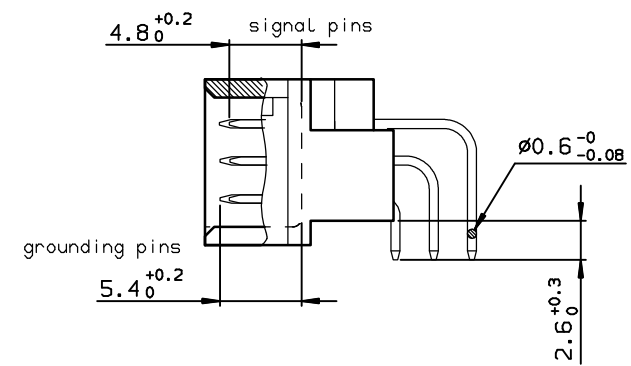


DIMENSIONS



TERMINATION



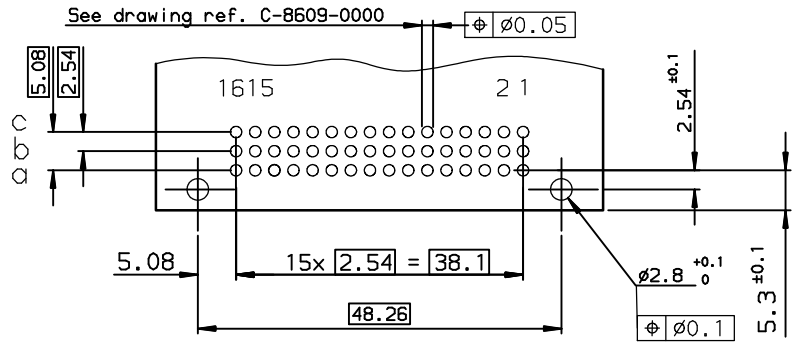
TIN LEAD PART NUMBER

PART NUMBER
86093487313765619E1

LEAD FREE PART NUMBER

PART NUMBER
86093487313765BBLF

P.C. CARD DRILLING (Component side view)



GENERAL CHARACTERISTICS AND ROHS INFORMATIONS:
SEE DRAWING C-8609-0000A

European Views

www.fciconnect.com		surface ISO 1302 ✓	tolerance std ISO 406 ISO 1101	projection mm
		TOLERANCES UNLESS OTHERWISE SPECIFIED		
Dr	ROUILLARD	2001/02/01	0.X	±0.1
Eng	TARON	2001/02/01	0.XX	±0.1
Chr	LEGARE	2001/02/01	0.XXX	±0.1
Appr	LEGARE	2001/02/01	Product family	
		DIN 8609		Spec ref -
title		STANDARD MALE 3 ROW		Rev.
48 CONTACTS		C-8609-0891		C
catalog no		CUSTOMER		sheet 1 of 1

SPECIFICATION 619 = 6 grounding pins in position ;
OR SPECIFICATION BB = row:a-b-c position 1 and 16

rev	ecn no	dr	date
A	-	-	2001/02/01
B	LS05-001	JTA	2005/03/05
C	LS06-0095	LGO	2006/06/28
-	-	-	-
-	-	-	-
-	-	-	-



Copyright FCI.

Mouser Electronics

Authorized Distributor

Click to View Pricing, Inventory, Delivery & Lifecycle Information:

[FCI / Amphenol:](#)

[86093487313765BBLF](#)