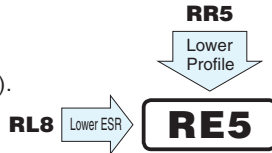


# RE5

Ultra-low ESR, Low Profile ( $\phi 8$ )



- Ultra Low ESR, High ripple current.
- Low Profile(Height 8mm).
- Load life of 2000 hours at 105°C.
- Radial lead type : Lead free flow soldering condition correspondence.
- Compliant to the RoHS directive (2011/65/EU,(EU)2015/863).



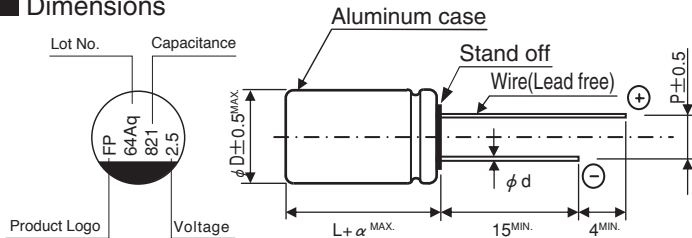
## Specifications

Item	Performance Characteristics	
Category Temperature Range	-55 to +105°C	
Rated Voltage Range	2.5 to 4.0V	
Rated Capacitance Range	560 to 820 $\mu$ F	
Capacitance Tolerance	$\pm 20\%$ at 120Hz, 20°C	
Tangent of loss angle (tan $\delta$ )	Less than or equal to the specified value at 120Hz, 20°C	
ESR ( $\times 1$ )	Less than or equal to the specified value at 100kHz, 20°C	
Leakage Current ( $\times 2$ )	Less than or equal to the specified value. After 2 minutes' application of rated voltage at 20°C	
Endurance	Test condition	105°C, rated voltage 2000Hrs.
	Capacitance change	Within $\pm 20\%$ of initial value before test
	tan $\delta$	150% or less than the initial specified value
	ESR( $\times 1$ )	150% or less than the initial specified value
	Leakage current ( $\times 2$ )	Less than or equal to the initial specified value

※1 ESR should be measured at both of the terminal ends closest to the capacitor body.

※2 Conditioning : If any doubt arises, measure the leakage current after the voltage treatment of applying DC rated voltage continuously to the capacitor for 120 minutes at 105°C.

## Dimensions

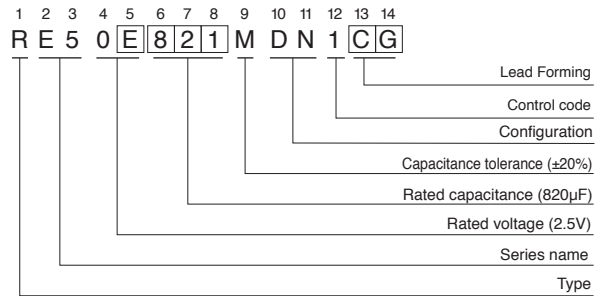


(mm)			
$\phi D \times L$	$\phi d$	P	$\alpha$
8 $\times$ 8	0.6	3.5	1.0

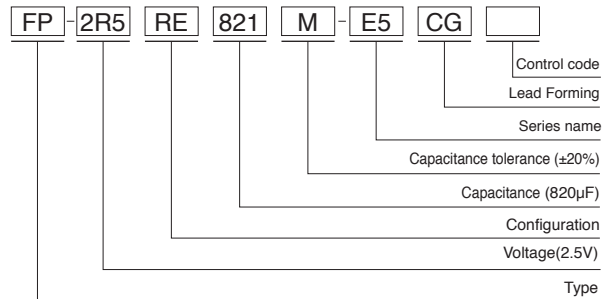
### Frequency coefficient of rated ripple current

Frequency	120 Hz	1 kHz	10 kHz	100 kHz	300 kHz
Coefficient	0.10	0.45	0.50	1.00	1.00

## Type numbering system (Example : 2.5V 820 $\mu$ F) Nichicon part number



## FPCAP part number

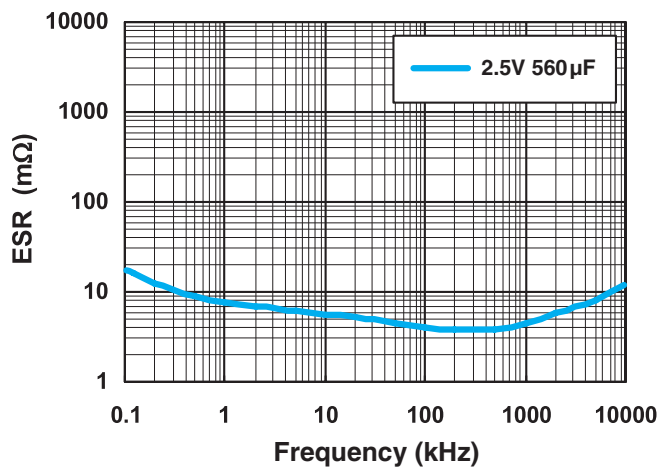
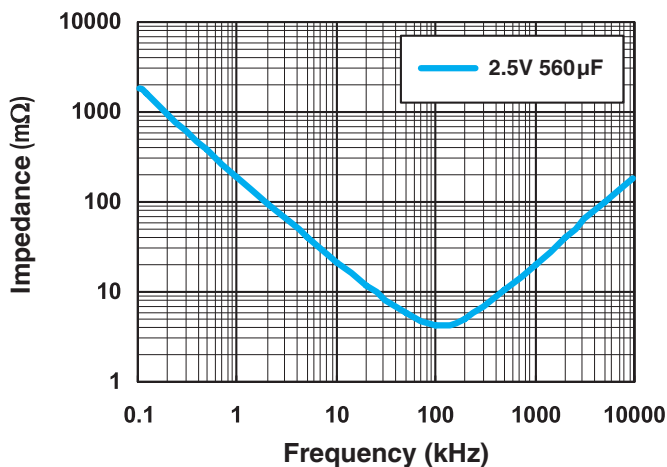


# RE5

## ■ Dimensions

Rated Voltage (V) (code)	Surge Voltage (V)	Rated Capacitance (μF)	Case Size φD×L (mm)	tan δ	Leakage Current (μA) (at 20°C after 2 minutes)	ESR (mΩ) (20°C/100kHz)	Rated Ripple Current (mA <sub>rms</sub> ) (105°C/100kHz)	NICHICON	FPCAP
2.5 (0E)	2.8	560	8×8	0.10	500	5	6300	RE50E561MDN1□□	FP-2R5RE561M-E5□□
		820	8×8	0.10	513	5	6300	RE50E821MDN1□□	FP-2R5RE821M-E5□□
4.0 (0G)	4.6	560	8×8	0.10	560	5	6300	RE50G561MDN1□□	FP-4R0RE561M-E5□□

## ■ Frequency Characteristics (The frequency characteristics are typical and not a guaranteed value.)



• For formed lead or taped product specifications and minimum order quantity, please refer to the Guidelines for Aluminum Electrolytic Capacitors.

# Mouser Electronics

Authorized Distributor

Click to View Pricing, Inventory, Delivery & Lifecycle Information:

[Nichicon:](#)

[RE50E561MDN1](#) [RE50E821MDN1](#) [RE50G561MDN1](#) [RE50G561MDN1CG](#) [RE50G561MDN1KX](#)  
[RE50G561MDN1PX](#) [RE50E821MDN1KX](#) [RE50E561MDN1KX](#) [RE50E561MDN1PX](#) [RE50E821MDN1PX](#)