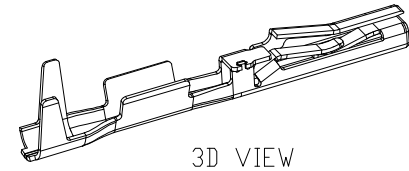
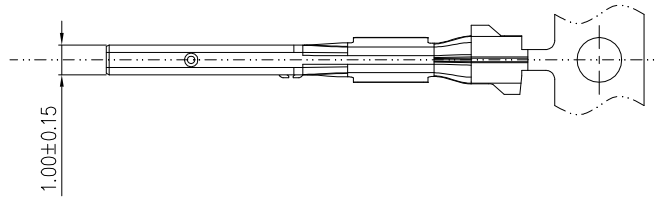
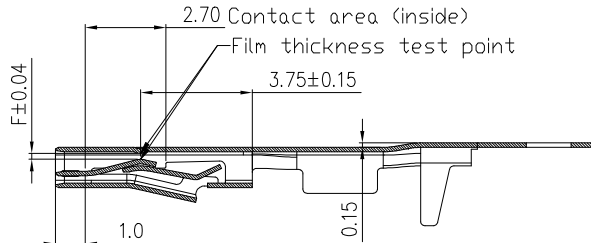


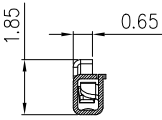
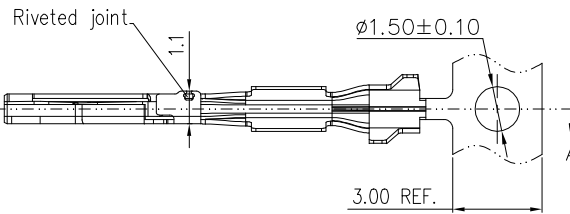
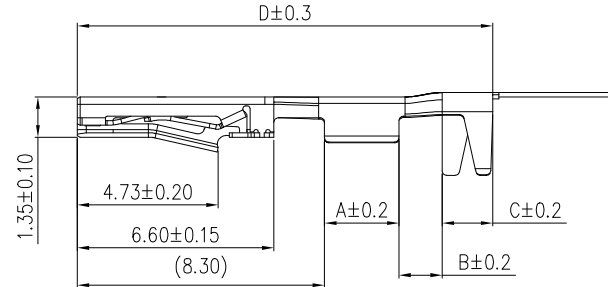
PART NUMBER
10153126-YXZLF



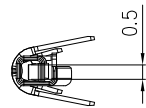
3D VIEW



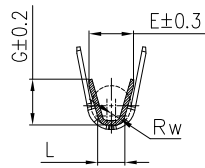
SECTION A-A



SECTION C-C



SECTION D-D



SECTION B-B

NOTES:

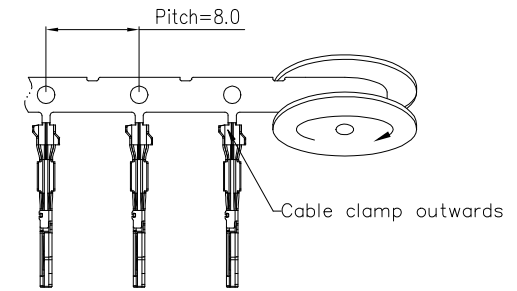
1. MATERIAL: C7025 TM03, T=0.15±0.01mm.
2. FINISHED: REFER TO P/N SYSTEM.
3. UNLESS OTHERWISE SPECIFIED, ALL INNER RADII ARE R0.10mm.
4. DIMENSIONING SHALL BE INTERPRETED PER ASME Y14.5-2009.
5. PART NUMBER: 10153126 - X Y Z LF

CONTACT PLATING:

- 0=Full Tin 1~2.5um Plated
- 1=0.15um Gold on mating area
- 2=0.375um Gold on mating area with lubrication
- 3=0.75um Gold on mating area with lubrication
- 4=Full Reflow Tin 1~2.5um Plated Cu underplated.
- 5=Full Reflow Tin 1~2.5um Plated Ni under plated

WIRE SIZE RANGE:
1=0.13 to 0.17mm²
2=0.22 to 0.35mm²

TERMINAL TYPE :
C=TYPE A (MEET USCAR V1 LEVEL)
T=TYPE B (MEET USCAR V2 LEVEL)



After stamping and plating

10153126-XY2	0.22 to 0.35	A=2.50	Rw=0.3	Rs=1.0 H=1.9 K=1.9	0.20
		B=1.45	E=1.7		
		C=1.7	G=1.5		
		D=13.95	L=1.05		
10153126-XY1	0.13 to 0.17	A=2.50	Rw=0.3	Rs=0.9 H=1.9 K=1.8	0.20
		B=1.45	E=1.6		
		C=1.7	G=1.15		
		D=13.95	L=0.9		
PART NUMBER	WIRE SIZE RANGE [mm ²]	LENGTH	DRAHTCRIMP WIRE CRIMP [mm]	SO CRIMP INSULATION CRIMP [mm]	F [GAP]

mat'l. code		surface	tolerance	projection	product family
		ISO 1302	ISO 406/ISO 1101		HPL649
ltr	ecn no	dr	date	tolerances unless otherwise specified	title
A	NEW DRAWING RELEASE	NICK	08/26/19	angles	CABLE TERMINAL
B	ELX-N-37059	DW	5/25/2020	linear	WireLock® Series Cable Kits
C	ELX-N-37519	DW	6/29/2020	0°±2'	dwg no
D	ELX-N-38784	DW	10/30/2020	chr	sheet 1 of 1
E	ELX-N-40676	DW	04/14/2021	appd	size
		chr	ZK HU	05/22/19	10153126
		appd	TIM YAO	05/22/19	A4
sheet index	revision sheet	E			type
	1				Product Customer Drawing