

RCL424524

Weidmüller Interfaces GmbH & Co. KG

Postfach 3030

32760 Detmold

Tel. +49 5231 14-0

Fax. +49 5231 14-2083

info@weidmueller.com

www.weidmueller.com

Product image



Similar to illustration

General ordering data

Version	RIDERSERIES RCL, Relay, Number of contacts: 2, CO contact AgNi, Rated control voltage: 24 V AC, Continuous current: 8 A, Plug-in connection, Test button available: No
Order No.	405860000
Type	RCL424524
GTIN (EAN)	4032248189335
Qty.	20 pc(s).

RCL424524

Weidmüller Interfaces GmbH & Co. KG

Postfach 3030

32760 Detmold

Tel. +49 5231 14-0

Fax. +49 5231 14-2083

info@weidmueller.com

www.weidmueller.com

Technical data

Dimensions and weights

Depth	15.7 mm	Depth (inches)	0.618 inch
Height	29 mm	Height (inches)	1.142 inch
Width	12.7 mm	Width (inches)	0.5 inch
Net weight	12.576 g		

Temperatures

Storage temperature	-40 °C...85 °C	Operating temperature	-40 °C...70 °C
Humidity	40 °C / 93 % rel. humidity, no condensation		

Rated data UL

Certificate No. (cURus)	E224238
-------------------------	---------

Control side

Rated control voltage	24 V AC	Rated current AC	31.6 mA
Power rating	0.75 VA	Pull-in/drop-out voltage, typ.	18 V / 3.6 V AC
Coil resistance	350 Ω ± 10 %	Coil tolerance	10 %

Load side

Rated switching voltage	250 V AC	Continuous current	8 A
Max. switching frequency at rated load	0.1 Hz	Inrush current	15 A / 4 s
AC switching capacity (resistive), max.	2000 VA	DC switching capacity (resistive), max.	192 W @ 24 V
Switch-on delay	≤ 8 ms	Switch-off delay	≤ 6 ms
Contact type	2 CO contact (AgNi)	Mechanical service life	5 x 10 ⁶ switching cycles
Min. switching power	1 mA @ 24 V, 10 mA @ 12 V, 100 mA @ 5 V		

General data

Test button available	No	Mechanical switch position indicator	No
Colour	Transparent	UL 94 flammability rating	V-2

Insulation coordination

Rated voltage	250 V	Pollution severity	2
Surge voltage category	III	Insulating material group	IIIa
Creepage and clearance distance input - output	≥ 10 mm	Dielectric strength, Input/Output	5 kV _{eff} / 1 min
Dielectric strength of neighbouring contacts	2.5 kV _{eff} / 1 Min.	Dielectric strength of open contact	1 kV _{eff} / 1 min
Protection degree	IP20		

Further details of approvals / standards

Standards	IEC 61810-1, UL508	Certificate No. (CSA)	249409-2426937
Certificate No. (VDE)	40020589	Certificate No. (cURus)	E224238

Connection data

Wire connection method	Plug-in connection	Pitch in mm (P)	5 mm
------------------------	--------------------	-----------------	------

Creation date September 6, 2022 2:04:18 PM CEST

Catalogue status 26.08.2022 / We reserve the right to make technical changes.

RCL424524

Weidmüller Interfaces GmbH & Co. KG

Postfach 3030

32760 Detmold

Tel. +49 5231 14-0

Fax. +49 5231 14-2083

info@weidmueller.com

www.weidmueller.com

Technical data

Classifications

ETIM 6.0	EC001437	ETIM 7.0	EC001437
ETIM 8.0	EC001437	ECLASS 9.0	27-37-16-01
ECLASS 9.1	27-37-16-01	ECLASS 10.0	27-37-16-01
ECLASS 11.0	27-37-16-01	ECLASS 12.0	27-37-16-01

Approvals

Approvals



ROHS	Conform
UL File Number Search	UL Website
Certificate No. (cURus)	E224238

Downloads

Engineering Data	CAD data – STEP
Engineering Data	WSCAD
Catalogues	Catalogues in PDF-format

RCL424524

Weidmüller Interfaces GmbH & Co. KG

Postfach 3030

32760 Detmold

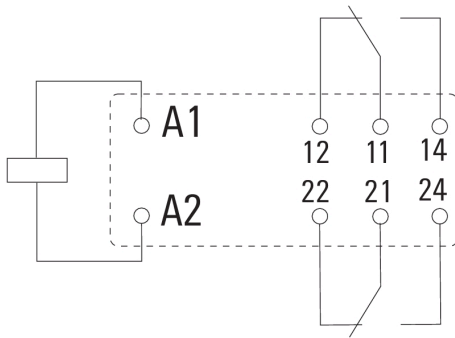
Tel. +49 5231 14-0

Fax. +49 5231 14-2083

info@weidmueller.com

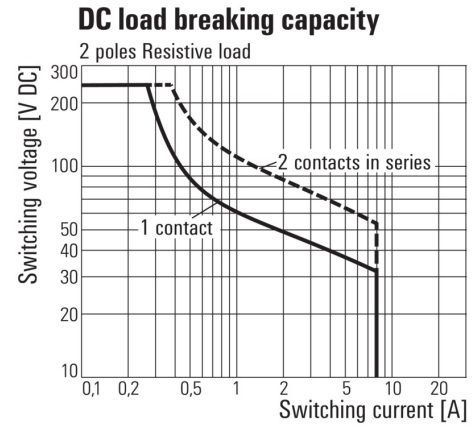
Drawings

Wiring diagram



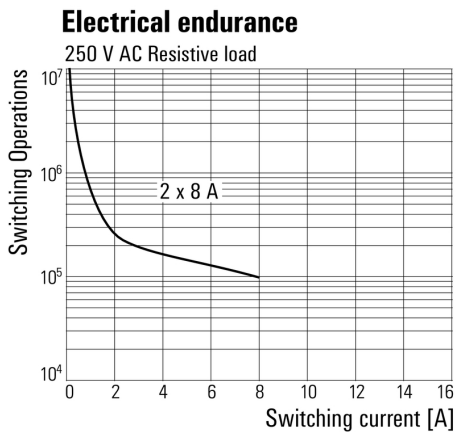
View of Pins from below

Graph

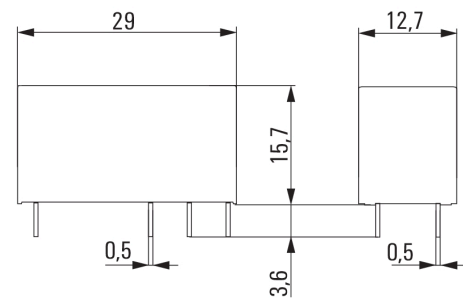


DC load limit curve
Resistive load

Graph



Electrical service life
250 V AC resistive load



RCL424524

Weidmüller Interfaces GmbH & Co. KG

Postfach 3030

32760 Detmold

Tel. +49 5231 14-0

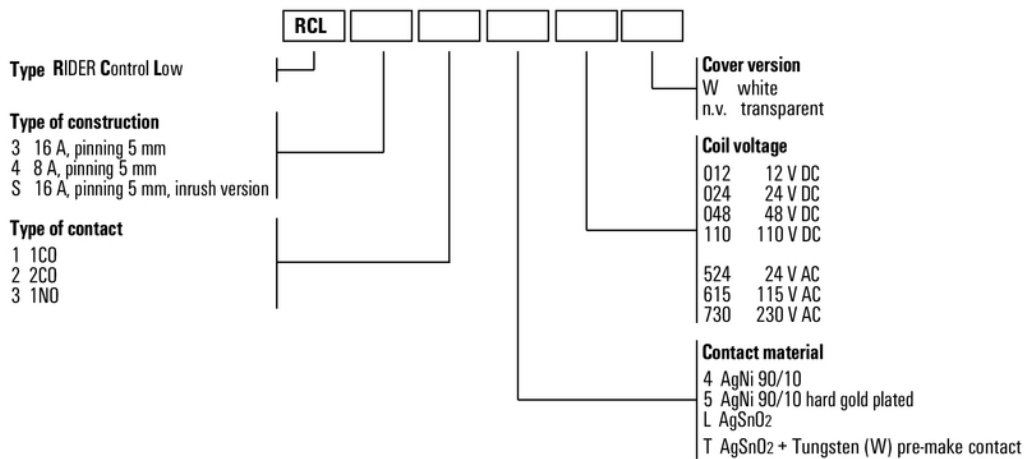
Fax. +49 5231 14-2083

info@weidmueller.com

www.weidmueller.com

Drawings

Miscellaneous



Type codes