

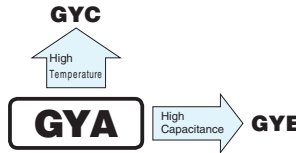
# CONDUCTIVE POLYMER HYBRID ALUMINUM ELECTROLYTIC CAPACITORS nichicon

## GYA

Chip Type, 125°C High Reliability



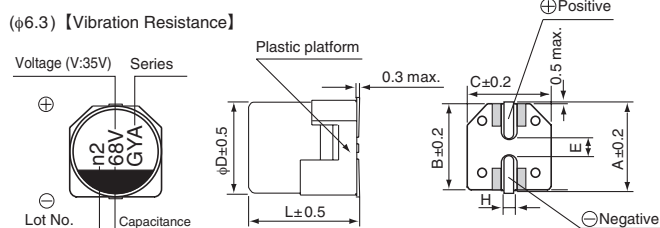
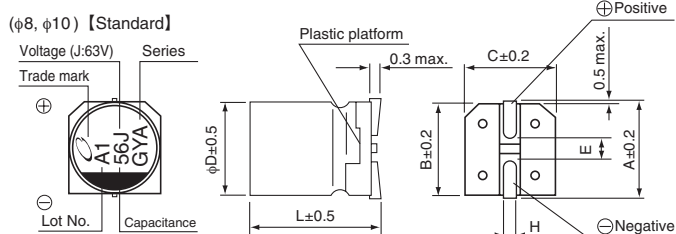
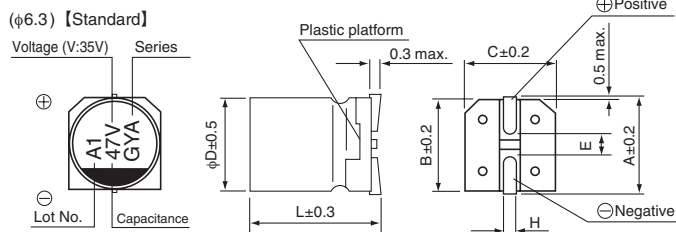
- High Reliability, Low ESR, High ripple current.
- Long life of 4000 hours at 125°C.
- Compliant to the RoHS directive (2011/65/EU, (EU)2015/863).
- AEC-Q200 Qualified. Please contact us for details.



### Specifications

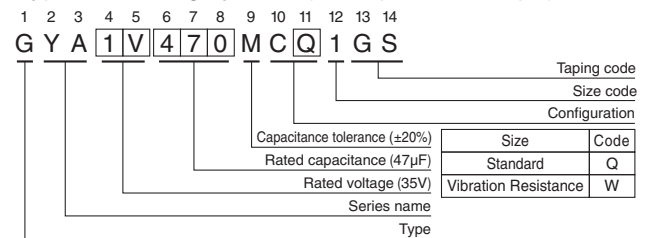
Item	Performance Characteristics							
Category Temperature Range	-55 to +125°C							
Rated Voltage Range	16 to 80V							
Rated Capacitance Range	10 to 470μF							
Capacitance Tolerance	±20% at 120Hz, 20°C							
Tangent of loss angle (tan δ)	Rated voltage (V)	16	25	35	50	63	80	120Hz 20°C
	tan δ (max.)	0.16	0.14	0.12	0.10	0.08	0.08	
ESR	Less than or equal to the specified value at 100kHz, 20°C							
Leakage Current ※	After 2 minutes' application of rated voltage at 20°C, leakage current is not more than 0.01CV(μA). 80V: After 2 minutes' application of rated voltage at 20°C, leakage current is not more than 0.05CV(μA).							
Temperature Characteristics (Max. Impedance Ratio)	Z(-25°C) / Z(+20°C) ≤ 2 Z(-55°C) / Z(+20°C) ≤ 2.5 (100kHz)							
Endurance	The specifications listed at right shall be met when the capacitors are restored to 20°C after D.C. bias plus rated ripple current is applied for 4000 hours at 125°C, the peak voltage shall not exceed the rated voltage.	Capacitance change	Within ±30% of initial capacitance value					
		tan δ	200% or less of the initial specified value					
Shelf Life	After storing the capacitors under no load at 125°C for 1000 hours and then performing voltage treatment based on JIS C 5101-4 clause 4.1 at 20°C, they shall meet the specified values for the endurance characteristics listed above.	ESR	200% or less of the initial specified value					
		Leakage current	Less than or equal to the initial specified value					
Damp Heat (Steady State)	The specifications listed at right shall be met when the capacitors are restored to 20°C after the rated voltage is applied for 2000 hours at 85°C, 85% RH.	Capacitance change	Within ±30% of the initial capacitance value					
		tan δ	200% or less of the initial specified value					
Resistance to Soldering Heat	The capacitors are kept on a hot plate for 30 seconds, which is maintained at 250°C. The capacitors shall meet the characteristic requirements listed at right when they are removed from the plate and restored to 20°C.	Leakage current	Less than or equal to the initial specified value					
		Capacitance change	Within ±10% of the initial capacitance value					
Marking	Black print on the case top.	tan δ	Less than or equal to the initial specified value					
		Leakage current	Less than or equal to the initial specified value					

### Dimensions



※ I : Leakage Current (μA), C : Rated Capacitance (μF), V : Rated Voltage (V)

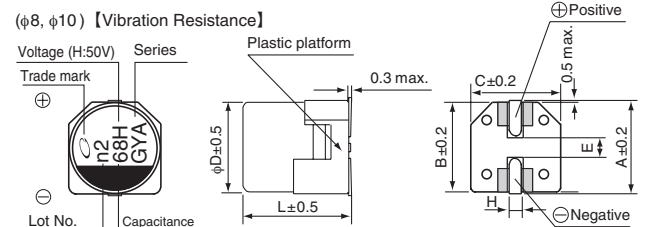
### Type numbering system (Example : 35V 47μF)



Standard	(mm)					Vibration Resistance (mm)				
	6.3×5.8	6.3×7.7	8×10	10×10	10×12.5	6.3×7.7	8×10	10×10	10×12.5	
A	7.3	7.3	9.0	11.0	11.0	A	7.3	9.0	11.0	11.0
B	6.6	6.6	8.3	10.3	10.3	B	6.6	8.3	10.3	10.3
C	6.6	6.6	8.3	10.3	10.3	C	6.6	8.3	10.3	10.3
E	2.2	2.2	3.1	4.5	4.5	E	2.2	3.1	4.5	4.5
L	5.8	7.7	10.3	10.3	12.5	L	7.7	10.5	10.5	12.8
H	0.5 to 0.8	0.5 to 0.8	0.8 to 1.1	0.8 to 1.1	0.8 to 1.1	H	0.5 to 0.8	1.1 to 1.5	1.1 to 1.5	1.1 to 1.5

● Frequency coefficient of rated ripple current

Voltage	Frequency	120Hz	1kHz	10kHz	100kHz or more		
V 16 25 35 50 63 80	Code	C	E	V	H	J	K
	Coefficient	0.15	0.40	0.75	1.00		



● Dimension table in next page.



■ Dimensions

Rated Voltage (V) (code)	Rated Capacitance (μF)	Case Size φD×L (mm)	tan δ	Leakage Current (μA) (at 20°C after 2 minutes)	ESR (mΩ) max. (20°C/100kHz)	Rated Ripple (mA rms) (125°C/100kHz)	Part Number
16 (1C)	82	6.3×5.8	0.16	13.12	50	1000	GYA1C820MC□1GS
	150	6.3×7.7	0.16	24.00	30	1500	GYA1C151MC□1GS
	270	8×10	0.16	43.20	25	1700	GYA1C271MC□1GS
	470	10×10	0.16	75.20	20	2100	GYA1C471MC□1GS
25 (1E)	47	6.3×5.8	0.14	11.75	50	900	GYA1E470MC□1GS
	56	6.3×5.8	0.14	14.00	50	900	GYA1E560MC□1GS
	68	6.3×7.7	0.14	17.00	30	1400	GYA1E680MC□1GS
	100	6.3×7.7	0.14	25.00	30	1400	GYA1E101MC□1GS
	150	8×10	0.14	37.50	27	1600	GYA1E151MC□1GS
	220	8×10	0.14	55.00	27	1600	GYA1E221MC□1GS
	270	10×10	0.14	67.50	20	2000	GYA1E271MC□1GS
	330	10×10	0.14	82.50	20	2000	GYA1E331MC□1GS
35 (1V)	33	6.3×5.8	0.12	11.55	60	900	GYA1V330MC□1GS
	47	6.3×5.8	0.12	16.45	60	900	GYA1V470MC□1GS
	68	6.3×7.7	0.12	23.80	35	1400	GYA1V680MC□1GS
	100	8×10	0.12	35.00	27	1600	GYA1V101MC□1GS
	150	8×10	0.12	52.50	27	1600	GYA1V151MC□1GS
	220	10×10	0.12	77.00	20	2000	GYA1V221MC□1GS
	270	10×10	0.12	94.50	20	2000	GYA1V271MC□1GS
	330	10×12.5	0.12	115.50	16	2300	GYA1V331MC□1GS
50 (1H)	22	6.3×5.8	0.10	11.00	80	750	GYA1H220MC□1GS
	33	6.3×7.7	0.10	16.50	40	1100	GYA1H330MC□1GS
	47	8×10	0.10	23.50	30	1250	GYA1H470MC□1GS
	68	8×10	0.10	34.00	30	1250	GYA1H680MC□1GS
	100	10×10	0.10	50.00	28	1600	GYA1H101MC□1GS
	120	10×10	0.10	60.00	28	1600	GYA1H121MC□1GS
	150	10×12.5	0.10	75.00	18	2000	GYA1H151MC□1GS
63 (1J)	10	6.3×5.8	0.08	6.30	120	700	GYA1J100MC□1GS
	22	6.3×7.7	0.08	13.86	80	900	GYA1J220MC□1GS
	33	8×10	0.08	20.79	40	1100	GYA1J330MC□1GS
	47	8×10	0.08	29.61	40	1100	GYA1J470MC□1GS
	56	10×10	0.08	35.28	30	1400	GYA1J560MC□1GS
	68	10×10	0.08	42.84	30	1400	GYA1J680MC□1GS
	82	10×10	0.08	51.66	30	1400	GYA1J820MC□1GS
	100	10×12.5	0.08	63.00	20	1900	GYA1J101MC□1GS
80 (1K)	22	8×10	0.08	88.00	45	1100	GYA1K220MC□1GS
	33	10×10	0.08	132.00	36	1300	GYA1K330MC□1GS
	47	10×10	0.08	188.00	36	1300	GYA1K470MC□1GS

□ : Enter the appropriate configuration code.

• For taping specifications, recommended land size/soldering by reflow and minimum order quantity, please refer to the Guidelines for Aluminum Electrolytic Capacitors.

# Mouser Electronics

Authorized Distributor

Click to View Pricing, Inventory, Delivery & Lifecycle Information:

## Nichicon:

[GYA1E101MCQ1GS](#) [GYA1E221MCQ1GS](#) [GYA1E331MCQ1GS](#) [GYA1E560MCQ1GS](#) [GYA1H101MCQ1GS](#)  
[GYA1H220MCQ1GS](#) [GYA1H330MCQ1GS](#) [GYA1H680MCQ1GS](#) [GYA1J100MCQ1GS](#) [GYA1J220MCQ1GS](#)  
[GYA1J330MCQ1GS](#) [GYA1J560MCQ1GS](#) [GYA1V151MCQ1GS](#) [GYA1V271MCQ1GS](#) [GYA1V470MCQ1GS](#)  
[GYA1V680MCQ1GS](#) [GYA1C151MCQ1GS](#) [GYA1C271MCQ1GS](#) [GYA1C471MCQ1GS](#) [GYA1C820MCQ1GS](#)  
[GYA1C151MCW1GS](#) [GYA1C271MCW1GS](#) [GYA1C471MCW1GS](#) [GYA1E101MCW1GS](#) [GYA1E221MCW1GS](#)  
[GYA1E331MCW1GS](#) [GYA1H101MCW1GS](#) [GYA1H330MCW1GS](#) [GYA1H680MCW1GS](#) [GYA1J220MCW1GS](#)  
[GYA1J330MCW1GS](#) [GYA1J560MCW1GS](#) [GYA1V151MCW1GS](#) [GYA1V271MCW1GS](#) [GYA1V680MCW1GS](#)  
[GYA1K220MCQ1GS](#) [GYA1K330MCQ1GS](#) [GYA1K470MCQ1GS](#) [GYA1K220MCW1GS](#) [GYA1K330MCW1GS](#)  
[GYA1K470MCW1GS](#) [GYA1E151MCQ1GS](#) [GYA1E151MCW1GS](#) [GYA1E271MCQ1GS](#) [GYA1E271MCW1GS](#)  
[GYA1E470MCQ1GS](#) [GYA1E471MCQ1GS](#) [GYA1E471MCW1GS](#) [GYA1E680MCQ1GS](#) [GYA1E680MCW1GS](#)  
[GYA1H121MCQ1GS](#) [GYA1H121MCW1GS](#) [GYA1H151MCQ1GS](#) [GYA1H151MCW1GS](#) [GYA1H470MCQ1GS](#)  
[GYA1H470MCW1GS](#) [GYA1J101MCQ1GS](#) [GYA1J101MCW1GS](#) [GYA1J470MCQ1GS](#) [GYA1J470MCW1GS](#)  
[GYA1J680MCQ1GS](#) [GYA1J680MCW1GS](#) [GYA1J820MCQ1GS](#) [GYA1J820MCW1GS](#) [GYA1V101MCQ1GS](#)  
[GYA1V101MCW1GS](#) [GYA1V221MCQ1GS](#) [GYA1V221MCW1GS](#) [GYA1V330MCQ1GS](#) [GYA1V331MCQ1GS](#)  
[GYA1V331MCW1GS](#)