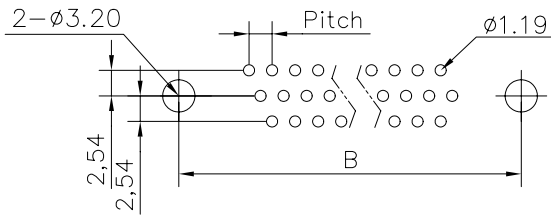
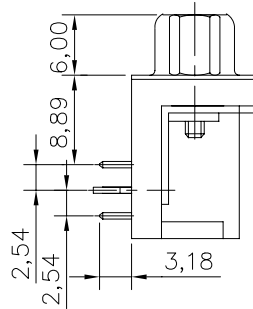
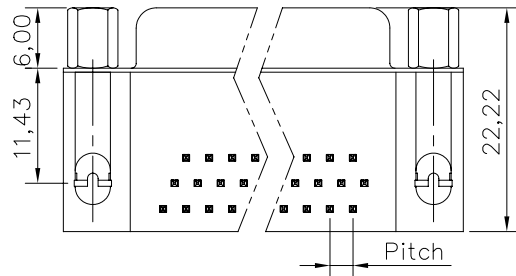
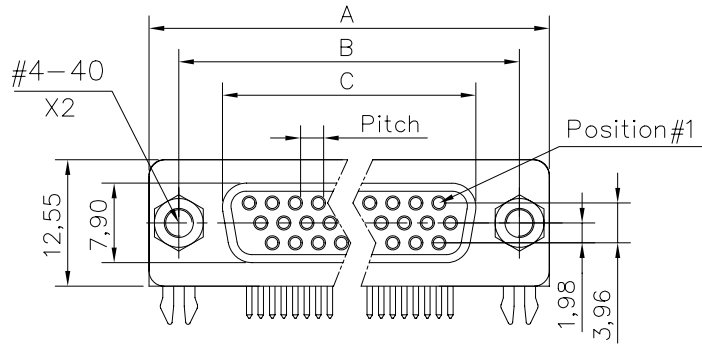


This document is the property of Amphenol Corporation and is delivered on the express condition that it is not to be disclosed, reproduced or used, in whole or in part, for manufacture or sale by anyone other than Amphenol Corporation without its prior consent, & that no right is granted to disclose or to use any information in this document.



RECOMMENDED P.C.B LAYOUT
(TOLERANCE +/-0.03)



Customer drawing

DIM.S	SHELL			
	A	B	C	Pitch
15	30.84	24.99	16.26	2.29
26	39.24	33.32	24.56	2.29
44	53.04	47.04	38.30	2.29
62	69.34	63.50	54.76	2.41

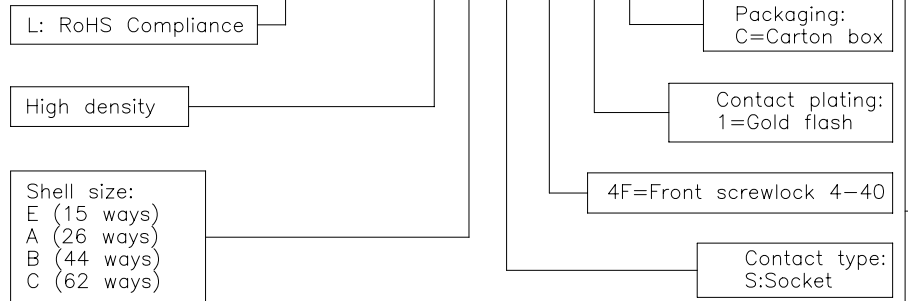
REVISIONS				
SYM	ECN	DESCRIPTION	DATE	APPROVED
1			04/23/08	

D-SUB TECHNICAL DATA

SHELL : Steel 2.5um(100u") min tin over 1.25um(50u") min nickel
 BODY : Glass filled thermoplastic.
 Flame retardant to UL94 V-0 Color Black
 CONTACTS : Brass
 Gold flash over 1.25um(50u") min nickel
 SCREWLOCK : Brass,100u" min tin over 50u" min nickel
 BOARDLOCK : Brass,100u" min tin over 50u" min nickel
 ELECTRICAL : Voltage rating : 600 V RMS at 50 Hz
 Current rating 3A.
 Insulation resistance >5000 M Ohms
 Contact resistance 20mOhms max.
 MARKING : Amphenol...(Series No.)
 Commercial reference
 Manufacturing date

PRODUCT CODE

L 17HT H X S 4F 1 C



UNLESS OTHERWISE SPECIFIED TOLERANCES	APPROVAL		DATE
	U.S.	METRIC	
.X +/-	0.50	DRAWN	Christine.cui 04/23/08
.XX +/-	0.30	CHECKED	Lik.wang 04/23/08
.XXX +/-	0.20	CHECKED	
FRACTIONS +/-	2'	DRAWING FILE :	
ANGLES +/-		ANGLE OF PROJECTION	
REMOVE SHARP EDGES	DIMENSIONS		
	U.S.	INCHES	
	METRIC	MM	

Amphenol
Amphenol East Asia Limited

TITLE		
D-SUB connectors, HTH series		
SIZE	DRAWING NO.	REV.
A4	C L17HTHXS4F1C	1
SCALE	SHEET 1 OF 1	

Mouser Electronics

Authorized Distributor

Click to View Pricing, Inventory, Delivery & Lifecycle Information:

[Amphenol:](#)

[L17HTHBS4F1C](#)