



## Main

Range of product	OsiSense XX
Sensor type	Ultrasonic sensor
Series name	General purpose
Sensor name	XX9
Sensor design	Cylindrical M18
Detection system	Diffuse
[Sn] nominal sensing distance	0.5 m adjustable with remote teach push-button
Material	Plastic
Type of output signal	Analogue
Wiring technique	4-wire
Analogue output function	4...20 mA
[Us] rated supply voltage	12...24 V DC with reverse polarity protection
Electrical connection	Male connector M12 4 pins
[Sd] sensing range	0.051...0.508 m
Beam angle	6 °
IP degree of protection	IP67 conforming to IEC 60529

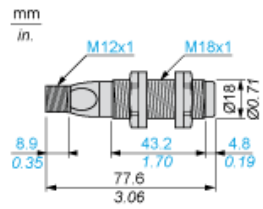
## Complementary

Enclosure material	Valox
Front material	Epoxy
Thread type	M18 x 1
Supply voltage limits	10...28 V DC
[Sa] assured operating distance	0.051...0.508 m (teach mode)
Blind zone	0...51 mm
Transmission frequency	300 kHz
Repeat accuracy	1.27 %
Deviation angle from 90° of object to be detected	-7...7 °
Minimum size of detected object	Cylinder diameter 1.6 mm
Status LED	1 LED (dual colour) for setting-up assistance 1 LED (green) for supply on 1 LED (yellow) for output state
Current consumption	40 mA
Maximum switching capacity	10...500 Ohm overload and short-circuit protection
Voltage drop	< 1 V
Setting-up	Slope selection using teach button
Delay first up	100 ms
Delay response	25 ms
Delay recovery	25 ms
Marking	CE
Threaded length	43 mm
Height	18 mm
Width	18 mm
Depth	79 mm
Product weight	0.033 kg

## Environment

Standards	IEC 60947-5-2
Ambient air temperature for operation	-20...65 °C
Ambient air temperature for storage	-40...80 °C
Vibration resistance	+/-1 mm conforming to IEC 60068-2-6 10...55 Hz
Shock resistance	30 gn in all 3 axes for 11 ms conforming to IEC 60068-2-27
Resistance to electrostatic discharge	8 kV level 4 conforming to IEC 61000-4-2
Resistance to electromagnetic fields	10 V/m level 3 conforming to IEC 61000-4-3
Resistance to fast transients	1 kV level 3 conforming to IEC 61000-4-4

Dimensions

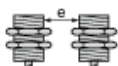


---

## Minimum Mounting Distances

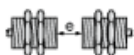
---

### Side by side



e : respect the distances indicated on the detection curves

### Face to face



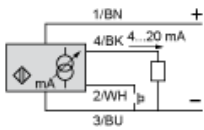
$e > 4 \times S_n$

## Wiring Diagram

### 4-Wire Type



- (1) (+)
- (2) Return signal or teach
- (3) (-)
- (4) Output signal



- BN Brown
- WH White
- BU Blue
- BK Black

---

Curves

---



- (1) Parallel movement
- (2) Distance
- (3) Blind zone for diffuse sensors.