

Features

- ◆ High efficiency up to 86 %
- ◆ Operating temperature range
-40°C to +80°C
- ◆ Indefinite short-circuit protection
- ◆ I/O isolation 1500 VDC
- ◆ Industry standard pinout
- ◆ Cost optimized design
- ◆ Lead free design, RoHS compliant
- ◆ 3-year product warranty



The TEL 15 series is a range of DC/DC-converter modules with wide input range of 2:1. State of the art SMD-technology guarantees a product with very high reliability and good cost /performance ratio. High efficiency allows an operating temperature range of -40°C to +80°C at full load. This product serie provides an economical solution for many cost critical applications in industrial and consumer electronics.

Models

Ordercode	Input voltage range	Output voltage	Output current max.	Efficiency typ.
TEL 15-1210	9 – 18 VDC (nominal 12 VDC)	3.3 VDC	3'000 mA	78 %
TEL 15-1211		5.1 VDC	3'000 mA	81 %
TEL 15-1212		12 VDC	1'250 mA	86 %
TEL 15-1213		15 VDC	1'000 mA	86 %
TEL 15-1222		±12 VDC	±625 mA	86 %
TEL 15-1223		±15 VDC	±500 mA	86 %
TEL 15-2410		18 – 36 VDC (nominal 24 VDC)	3.3 VDC	3'000 mA
TEL 15-2411	5.1 VDC		3'000 mA	81 %
TEL 15-2412	12 VDC		1'250 mA	86 %
TEL 15-2413	15 VDC		1'000 mA	86 %
TEL 15-2422	±12 VDC		±625 mA	86 %
TEL 15-2423	±15 VDC		±500 mA	86 %
TEL 15-4810	36 – 75 VDC (nominal 48 VDC)		3.3 VDC	3'000 mA
TEL 15-4811		5.1 VDC	3'000 mA	81 %
TEL 15-4812		12 VDC	1'250 mA	86 %
TEL 15-4813		15 VDC	1'000 mA	86 %
TEL 15-4822		±12 VDC	±625 mA	86 %
TEL 15-4823		±15 VDC	±500 mA	86 %

Input Specifications

Input current no load		12 Vin models: 30 mA typ. 24 Vin models: 20 mA typ. 48 Vin models: 10 mA typ.
Input current (full load)	12 Vin; 12 Vin; 24 Vin; 24 Vin; 48 Vin; 48 Vin;	3.3 Vout models: 1050 mA typ. other output models: 1500 mA typ. 3.3 Vout models: 550 mA typ. other output models: 750 mA typ. 3.3 Vout models: 250 mA typ. other output models: 350 mA typ.
Start-up voltage / under voltage shut down		12 Vin models: 8.5 VDC / 8.0 VDC typ. 24 Vin models: 17 VDC / 15 VDC typ. 48 Vin models: 33 VDC / 29 VDC typ.
Surge voltage (100 msec. max.)		12 Vin models: 25 V max. 24 Vin models: 50 V max. 48 Vin models: 100 V max.

Output Specifications

Voltage set accuracy		±1 %
Regulation	– Input variation Vin min. to Vin max. – Load variation 10 – 100 %	1 % max. single output models: 0.5 % max. dual output models balanced load: 1 % max. dual output models unbalanced load: 3 % max. / Minimum load 10 %
Ripple and noise (20 MHz Bandwidth)		single output models: 50 mVpk-pk max. dual output models: 75 mVpk-pk max
Temperature coefficient		±0.02 %/K
Output current limitation		>120 % of Iout max., foldback
Short circuit protection		indefinite (automatic recovery)
Capacitive load		single output models: 470 µF max. dual output models: 220 µF max. (per output)

General Specifications

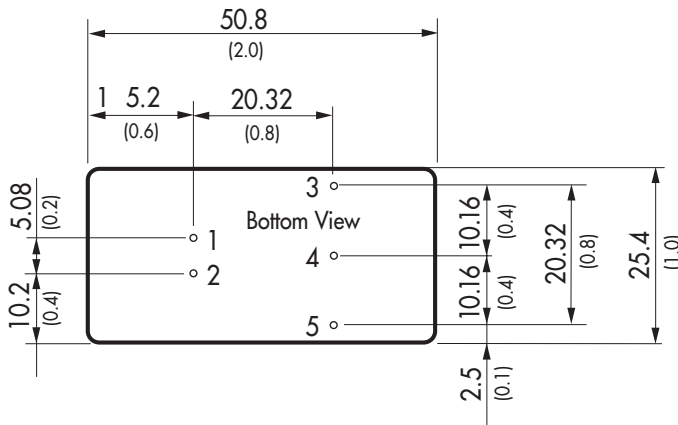
Temperature ranges	– Operating – Case temperature – Storage	–40°C to +80°C (without load derating) +100°C max. –55°C to +125°C
Power derating	– Natural convection – Natural convection with heat sink (optional)	2.5 %/K above +60°C 1.0 %/K above +70°C
Humidity (non condensing)		95 % rel H max.
Reliability, calculated MTBF (MIL-HDBK-217F, at +25°C, ground benign)		>700'000 h
Isolation voltage (60 sec.)	– Input/Output	1500 VDC
Isolation capacitance	– Input/Output	1200 pF typ.
Isolation resistance	– Input/Output (500 VDC)	>1000 M Ohm
Switching frequency (fixed)		330 kHz typ. (Pulse width modulation PWM)
Safety standards		UL/cUL 60950-1, IEC/EN 60950-1 (Compliance up to 60 VDC input voltage (SELV limit))
Thermal Impedance		12.2 K/W typ. 9.2 K/W typ. (with Heatsink)
Environmental compliance	– Reach – RoHS	www.tracopower.com/info/reach-declaration.pdf RoHS directive 2011/65/EU

All specifications valid at nominal input voltage, full load and +25°C after warm-up time unless otherwise stated.

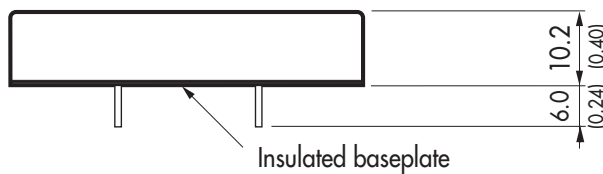
Physical Specifications

Casing material	copper nickel plated
Baseplate	non conductive FR4
Potting material	epoxy (UL 94V-0 rated)
Weight	32 g (1.13oz)
Soldering temperature	max. 265°C / 10 sec.

Outline Dimensions



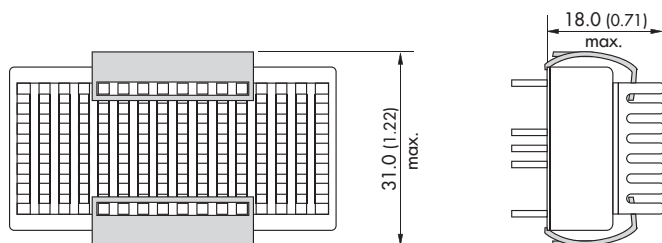
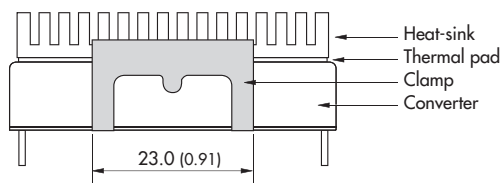
Pin-Out		
Pin	Single	Dual
1	+Vin (Vcc)	+Vin (Vcc)
2	-Vin (GND)	-Vin (GND)
3	+Vout	+Vout
4	No pin	Common
5	-Vout	-Vout



Dimensions in [mm], () = Inch
 Pin diameter: 1.0 ±0.05 (0.02 ±0.002)
 Pin pitch tolerances: ±0.13 (±0.005)
 Case tolerances: ±0.25 (±0.01)

Heat-Sink (Option)

Heat-sink TEN-HS4 (optional)



Order code: TEN-HS4

(cont.: heat-sink, thermal pad, 2 clamps)

Material: Aluminum

Finish: Anodic treatment (black)

Weight: 9 g (0.31oz) without converter

Note:

Before attaching the heatsink, the product label on converter has to be removed for optimal performance.

For volume orders we can supply the converters with heatsink already mounted. Please contact us for a relative quotation.

Specifications can be changed without notice! Make sure you are using the latest documentation, downloadable at www.tracopower.com

Mouser Electronics

Authorized Distributor

Click to View Pricing, Inventory, Delivery & Lifecycle Information:

TRACO Power:

[TEL 15-2423](#) [TEL 15-1211](#) [TEL 15-2411](#) [TEL 15-1212](#) [TEL 15-2422](#) [TEL 15-1210](#) [TEL 15-4823](#) [TEL 15-4813](#)
[TEL 15-4811](#) [TEL 15-1213](#) [TEL 15-2413](#) [TEL 15-1222](#) [TEL 15-1223](#) [TEL 15-2412](#) [TEL 15-4822](#) [TEL 15-4812](#) [TEL](#)
[15-2410](#) [TEL 15-4810](#)