


Weidmüller terminal - SAK-series- are proved in millions of applications for more than 50 years.

Available for the two rail systems TS32 and TS35, the SAK terminals are useable for every application and for all cross-sections. SAK terminals fulfill the requirements of EN 60 947-7-1.




Thermosetting plastic or Thermoplastic


Terminal of thermosetting plastic are normally used in applications where high continuous service temperature and high flammability level are necessary. The Weidmüller thermosetting plastic KRG is very resistant against infection through mould and micro-organisms.

The thermoplastic material Polyamide 66 has very good electrical and mechanical properties upto 100°C. PA66 is flexible and unsusceptible to fracture, even with low temperatures.

Polyamid 66 has improved fire resistance and is self-extinguishing with flammability level V2 according to UL 94.



Thermosetting plastic




Cross-connection systems

40% of all terminals are cross-connected for potential branching.

Weidmüller distinguishes between the following cross-connection units for SAK-series:

- type Q pre-assembled cross-connections
- type QL permanent cross-connections
- type VL removeable cross-connection straps
- type QS removeable cross-connection plugs

Cross-connection systems from the SAK and AKZ series, type Q, QL or VL or other freely accessible live components, must be protected with appropriate covers ADP 1 or 4 or TSK 31.5 as long as they are to be inserted safe from contact.



Approvals

The following approvals apply to SAK terminals:

- UL-USA
- CSA-Canada
- GOST-Russia
- SEV-Switzerland
- KEMA-Netherlands
- Lloyds Register of Shipping
- Germanischer Lloyd
- Det Norske Veritas

SAK portfolio

- Feed-through terminals
- Protective conductor terminals
- Fuse terminals
- Disconnect-test terminals
- Feed-through terminals with tab, solder, WireWrap and Termi Point connections
- Initiator terminals, Actuator terminals
- Stud terminals

Accessories



An extensive assortment of accessories is available for Weidmüller SAK terminals:

- Partitions
- Cover plates
- Small partitions
- Test plugs
- Test adapters
- Marking material
- Cross-connections and
- Covers

Positioning of end plates or partitions between cross-connections

Operating voltage	Terminal width (in mm)					
	≤ 6	≤ 8	10	12	18	22
125 V ~	AP	-	-	-	-	-
250 V ~	AP	-	-	-	-	-
380 V ~	AP	AP	-	-	-	-
440 V ~	TW	AP	AP	AP	AP	-
500 V ~	TW	TW	AP	AP	AP	-
660 V ~	TW	TW	TW	TW	TW	AP
750 V ~	TW	TW	TW	TW	TW	AP

In PA terminals small partitions (TSch) have to be used up to 380 V.

Feed-through terminals

SAKD 2.5 N SAKD 2.5/10/35



Width/length/height (mm) with TS 32	5/32.5/43.5
Width/length/height (mm) with TS 35 x 7.5	5/44/38
Insulation stripping length/clamping screw/screwdriver blade	10/M 2.5/3.5 x 0.6
Rated data according to IEC 60 947-7-1	
Rated voltage/current/cross-section	500 V/24 A/2.5 mm ²
Rated impulse voltage/pollution severity	6 kV/3
Further technical data	
Tightening torque range Nm	0.4...0.6
Torque setting with electric screwdriver type DMS 2	1

SAK 2.5/35 SAK 2.5/10/35



Width/length/height (mm)	6/45/40
Insulation stripping length/clamping screw/screwdriver blade	10/M 2.5/3.5 x 0.6
Rated data according to IEC 60 947-7-1	
Rated voltage/current/cross-section	800 V/24 A/2.5 mm ²
Rated impulse voltage/pollution severity	8 kV/3
Further technical data	
Tightening torque range Nm	0.4...0.6
Torque setting with electric screwdriver type DMS 2	1

SAK 2.5 SAK 2.5/10



Width/length/height (mm)	6/36.5/46.5
Insulation stripping length/clamping screw/screwdriver blade	10/M 2.5/3.5 x 0.6
Rated data according to IEC 60 947-7-1	
Rated voltage/current/cross-section	800 V/24 A/2.5 mm ² ³⁾
Rated impulse voltage/pollution severity	8 kV/3
Further technical data	
Tightening torque range Nm	0.4...0.6
Torque setting with electric screwdriver type DMS 2	1

SAK 4/35 SAK 4/10/35



Width/length/height (mm)	6.5/40/51.5
Insulation stripping length/clamping screw/screwdriver blade	12/M 3/3.5 x 0.6
Rated data according to IEC 60 947-7-1	
Rated voltage/current/cross-section	800 V/32 A/4 mm ²
Rated impulse voltage/pollution severity	8 kV/3
Further technical data	
Tightening torque range Nm	0.5...1.0
Torque setting with electric screwdriver type DMS 2	2

Dimensions/approvals

Width/length/height (mm)	with TS 32	
Width/length/height (mm)	with TS 35 x 7.5	
Insulation stripping length/clamping screw/screwdriver blade		

Rated data according to IEC 60 947-7-1

Rated voltage/current/cross-section	500 V/24 A/2.5 mm ²
Rated impulse voltage/pollution severity	6 kV/3

Further technical data

Tightening torque range Nm	0.4...0.6
Torque setting with electric screwdriver type DMS 2	1

Clampable conductor

Solid H07V-U	mm ²	0.5...4
Stranded H07V-R	mm ²	0.5...2.5
Flexible H07V-K	mm ²	0.5...4
Flexible H07V-K and ferrule according to DIN 46 228/1	mm ²	0.5...2.5
Plug gauge according to 60 947-7-1	Size	A 2
Continuous current of terminal for conductor size		30 A/4 mm ²
Continuous current rating of cross-connection 2...5-pole	A	24
Continuous current rating of cross-connection 6...10-pole	A	24

Rated data according to UL/CSA

Voltage/current/conductor size	UL	300 V/20 A/28...12 AWG
Voltage/current/conductor size	CSA	300 V/20 A/22...12 AWG

Ordering data

Version	Qty.	Qty.
KrG		
Blue KrG		
KrS		
PA		
Blue PA		
Orange PA		
Terminal block with marking PA		
Terminal block without marking PA		

End plate (thickness mm)

Type	Cat. No.	Qty.
KrG		
Blue KrG		
KrS		
PA	AP (1.5) 0150960000	20
Blue PA	AP (1.5) 0150980000	20
PA		
Blue PA		

Partition (thickness mm)

Type	Cat. No.	Qty.
KrG		
Blue KrG		
KrS		
PA	TW (1.5) 0191860000	20
Blue PA	TW (1.5) 0191880000	20
HP	TW (1.5) 0307500000	20

Small partition

Type	Cat. No.	Qty.
TSch 1		
TSch 3	0366860000	100

Cross-connection

Type	Cat. No.	Qty.
Q 4		
2-pole	Q 2 0367800000	50
3-pole	Q 3 0367900000	50
4-pole	Q 4 0368000000	50
10-pole	Q 10 0368100000	20

Cover plates

Type	Cat. No.	Qty.
AD 4	0303400000	50
BSKM3x22	0128900000	100

Switchable cross-connection link

Type	Cat. No.	Qty.
VL 2		
BS		
VH		
VL 2	0197000000	100
VH	0285100000	50
BS	0292500000	100

Marking tags

Type	Cat. No.	Qty.
DEK 5	see "Accessories"	
DEK 6	see "Accessories"	
DEK 6	see "Accessories"	
DEK 6.5	see "Accessories"	


Mounting rails, end brackets, further marking material see "Accessories"

¹⁾ Contact-proof with ADP 4 cover profile (see section "Accessories")
²⁾ Not suitable for SST 3 safety pin

³⁾ Cat. No. 0279660000, 0279680000, 0380460000 and 0380480000, 41 A for 6 mm²

Feed-through terminals

SAK 4 SAK 4/10



UL LR DNV

6.5/40/51.5

Dimensions/approvals

Width/length/height (mm) with TS 32

Width/length/height (mm) with TS 35 x 7.5

Insulation stripping length/clamping screw/screwdriver blade

Rated data according to IEC 60 947-7-1

Rated voltage/current/cross-section 800 V/32 A/4 mm²

Rated impulse voltage/pollution severity 8 kV/3

Further technical data

Tightening torque range Nm 0.5...1.0

Torque setting with electric screwdriver type DMS 2 2

Clampable conductor

Solid H07V-U mm² 0.5...6

Stranded H07V-R mm² 0.5...4

Flexible H07V-K mm² 0.5...4

Flexible H07V-K and ferrule according to DIN 46 228/1 mm²

With/without plastic insulating collar mm² 0.5...4

Plug gauge according to 60 947-7-1 Size A 4

Continuous current of terminal for conductor size 41 A/6 mm²

Continuous current rating of cross-connection 2...5-pole A 36

Continuous current rating of cross-connection 6...10-pole A

Technical data

Voltage/current/conductor size UL 600 V/20 A/22...12 AWG

Voltage/current/conductor size CSA 600 V/36 A/26...10 AWG

Ordering data

Version	Cat. No.	Qty.
KrG	0128320000	100
Blue KrG	0128370000	100
KrS	0128330000	100
PA	0128360000 ¹⁾²⁾	100
Blue PA	0128380000 ¹⁾²⁾	100
Orange PA	0105060000 ¹⁾²⁾	100
Terminal block with marking PA	0322660000 ¹⁾²⁾	10
Terminal block without marking PA	0308860000 ¹⁾²⁾	10

End plate (thickness mm)



Type	Cat. No.	Qty.
KrG	AP (1.5) 0117920000	20
Blue KrG	AP (1.5) 0117970000	20
KrS	AP (1.5) 0117930000	20
PA	AP (1.5) 0117960000	20
Blue PA	AP (1.5) 0117980000	20
PA		
Blue PA		

Partition (thickness mm)



Type	Cat. No.	Qty.
KrG	TW (2.5) 0130120000	20
Blue KrG	TW (2.5) 0103170000	20
KrS	TW (2.5) 0130130000	20
PA	TW (1.5) 0130160000	20
Blue PA	TW (1.5) 0130180000	20
HP	TW (1.0) 0197100000	20

Small partition




Type	Cat. No.	Qty.
TSch 6	TSch 1 0319160000	100

Cross-connection



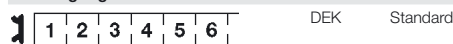
Type	Cat. No.	Qty.
Q 4	Q 2 0336700000	50
QB 4	Q 3 0336800000	50
2-pole	Q 4 0336900000	50
3-pole	Q 10 0368800000	20
4-pole		
10-pole		
2-pole		
3-pole		
4-pole		

Switchable cross-connection link



Type	Cat. No.	Qty.
VL 2	0197000000	100
VH	0285100000	50
BS	0292500000	100

Marking tags



Mounting rails, end brackets, further marking material see "Accessories"

* Accepts LS 2.8 shield lugs Cat. No. 1056400000

** 2.5 mm² conductor connection when using QB

DK 4 Q* DKB4 Q*/10*



UL

6/54/60

6/54/60.5

9/M 3/3.5 x 0.6

500 V/2 x 32 A/4 mm²

6 kV/3

0.5...1.0

2

0.5...4

0.5...4

0.5...4

0.5...4

0.5...4

A 3

32 A/4 mm²

32

32

300 V/27 A/22...12 AWG

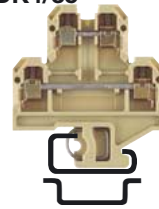
300 V/10 A/26...12 AWG

0590060000¹⁾¹⁰⁰ 0590160000¹⁾¹⁰⁰

0590080000¹⁾¹⁰⁰ 0590180000¹⁾¹⁰⁰

1323860000¹⁾¹⁰ 10

DK 4 DK4/35



UL

6/54/60

6/54/60.5

9/M 3/3.5 x 0.6

500 V/2 x 32 A/4 mm²

6 kV/3

0.5...1.0

2

0.5...4

0.5...4

0.5...4

0.5...4

0.5...4

A 3

32 A/4 mm²

32

32

300 V/27 A/22...12 AWG


300 V/10 A/26...12 AWG

0355460000¹⁰⁰ 0527660000¹⁰⁰

0355480000¹⁰⁰ 0527680000¹⁰⁰

Feed-through terminals

DK4 QV* DK4 QV/35*



UL

Dimensions/approvals	
Width/length/height (mm)	with TS 32
Width/length/height (mm)	with TS 35 x 7.5
Insulation stripping length/clamping screw/screwdriver blade	

Rated data according to IEC 60 947-7-1

Rated voltage/current/cross-section	500 V/32 A/4 mm ²
Rated impulse voltage/pollution severity	6 kV/3

Further technical data

Tightening torque range	Nm	0.5...1.0
Torque setting with electric screwdriver type DMS 2		2

Clampable conductor

Solid H07V-U	mm ²	0.5...4
Stranded H07V-R	mm ²	0.5...4
Flexible H07V-K	mm ²	0.5...4
Flexible H07V-K and ferrule according to DIN 46 228/1	mm ²	
With/without plastic insulating collar	mm ²	0.5...4
Plug gauge according to 60 947-7-1	Size	A 3
Continuous current of terminal for conductor size		32 A/4 mm ²
Continuous current rating of cross-connection 2...5-pole	A	32
Continuous current rating of cross-connection 6...10-pole	A	32

Rated data according to UL/CSA

Voltage/current/conductor size	UL	300 V/27 A/22...12 AWG
Voltage/current/conductor size	CSA	300 V/10 A/26...12 AWG

Ordering data

Version	Qty.	Qty.
KrG		
Blue KrG		
KrS		
PA		
Blue PA		
Orange PA		
Terminal block with marking		
Terminal block without marking		

6/54/60
6/54/60.5
9 mm/M 3/3.5 x 0.6

500 V/32 A/4 mm ²
6 kV/3

Nm	0.5...1.0
	2

mm ²	0.5...4
mm ²	0.5...4
mm ²	0.5...4
mm ²	
mm ²	0.5...4
Size	A 3
	32 A/4 mm ²
A	32
A	32

UL	300 V/27 A/22...12 AWG
CSA	300 V/10 A/26...12 AWG

Version	Qty.	Qty.
KrG		
Blue KrG		
KrS		
PA		
Blue PA		
Orange PA		
Terminal block with marking		
Terminal block without marking		

SAK 6 N SAK 6/10/35



UL

8/40/51.5
8/45/44
12 mm/M 3.5/4.0 x 0.8

800 V/41 A/6 mm ²
8 kV/3

Nm	0.8...1.6
	3

mm ²	0.5...10
mm ²	0.5...6
mm ²	0.5...10
mm ²	
mm ²	0.5...6
Size	A 5
	41

UL	600 V/40 A/22...8 AWG
CSA	600 V/47 A/20...8 AWG

Version	Qty.	Qty.
KrG		
Blue KrG		
KrS		
PA		
Blue PA		
Orange PA		
Terminal block with marking		
Terminal block without marking		

SAK 10 SAK 10/10/35



UL

10/40/51.5
10/45/44
12 mm/M 4/5.5 x 1.0

800 V/57 A/10 mm ²
8 kV/3

Nm	1.2...2.0 ²⁾
	4

mm ²	1.5...10
mm ²	2.5...16
mm ²	1.5...10
mm ²	
mm ²	1.5...10
Size	B 6
	76 A/16 mm ²
	57

UL	600 V/60 A/14...6 AWG ³⁾
CSA	600 V/65 A/14...6 AWG ³⁾

Version	Qty.	Qty.
KrG		
Blue KrG		
KrS		
PA		
Blue PA		
Orange PA		
Terminal block with marking		
Terminal block without marking		

SAK 16 SAK 16/35



UL

12/50/57.5
12/50/50
15 mm/M 4/5.5 x 1.0

1000 V/76 A/16 mm ²
8 kV/3

Nm	1.2...2.4
	4

mm ²	2.5...10
mm ²	4...16 ²⁾
mm ²	4...16
mm ²	
mm ²	4...16
Size	B 6
	76

UL	600 V/80 A/12...4 AWG
CSA	600 V/87 A/10...4 AWG

Version	Qty.	Qty.
KrG		
Blue KrG		
KrS		
PA		
Blue PA		
Orange PA		
Terminal block with marking		
Terminal block without marking		

End plate (thickness mm)

Type	Cat. No.	Qty.
AP		
KrG		
Blue KrG		
KrS		
PA	AP (1.5) 1397160000	20
Blue PA	AP (1.5) 1397180000	20

Partition (thickness mm)

Type	Cat. No.	Qty.
TW		
WTW		
Small partition		
KrG		
Blue KrG		
KrS		
PA	WTW (Ex) 1058800000	20
Blue PA		
TSch 6	TW (2.0) 0607000000	20
	TSch 6 0190260000	100

Cross-connection

Type	Cat. No.	Qty.
Q 4		
QB 4		
2-pole	Q 2 0336400000	50
3-pole	Q 3 0336500000	50
4-pole	Q 4 0336600000	50
10-pole	Q 10 0368600000	20
	QB 2 0482700000**	100
	QB 3 0482800000**	50
	QB 4 0482900000**	50

Cover

Type	Cat. No.	Qty.
AD 4	0303400000	50
BSK M 2.5 x18		
	0303300000	100

Switchable cross-connection link

Type	Cat. No.	Qty.
VL 2	0446700000	50
VH	1056500000	100
BS	0343100000	100

Marking tags

Print	DEK	Standard
	DEK 6	see "Accessories"

Mounting rails, end brackets, further marking material see "Accessories"

* Accepts LS 2.8 shield lugs Cat. No. **1056400000**
 ** 2.5 mm² conductor connection when using QB

1) Contact-proof with ADP 4 cover profile (see section "Accessories")

2) Tightening torque for 16 mm² stranded: 2 Nm

3) Tightening torque for 16 mm² and AWG6: 2 Nm

Feed-through terminals

SAK 35 N SAK 35 N/35



UL CE LR DNV

Width/length/height (mm) with TS 32	16/58/67.5
Width/length/height (mm) with TS 35 x 7.5	16/63/60
Insulation stripping length/clamping screw/screwdriver blade	18 mm/M 6/6.5 x 1.2

Dimensions/approvals

Width/length/height (mm)	with TS 32	16/58/67.5
Width/length/height (mm)	with TS 35 x 7.5	16/63/60
Insulation stripping length/clamping screw/screwdriver blade		18 mm/M 6/6.5 x 1.2

Rated data according to IEC 60 947-7-1

Rated voltage/current/cross-section	1000 V/125 A/35 mm ²
Rated impulse voltage/pollution severity	8 kV/3

Further technical data

Tightening torque range	Nm	4.0...5.0/4.0...6.0***
Torque setting with electric screwdriver type DMS 2		

Clampable conductor

Solid H07V-U	mm ²	2.5...16
Stranded H07V-R	mm ²	2.5...50
Flexible H07V-K	mm ²	2.5...35
Flexible H07V-K and ferrule according to DIN 46 228/1	mm ²	2.5...35
Plug gauge according to 60 947-7-1	Size	B 8
Continuous current of terminal for conductor size		125 A/35 mm ²
Continuous current rating of cross-connection 2...5-pole	A	65
Continuous current rating of cross-connection 6...10-pole	A	65

Rated data according to UL/CSA

Voltage/current/conductor size	UL	600 V/100 A/12...2 AWG
Voltage/current/conductor size	CSA	600 V/120 A/12...2 AWG

Ordering data

Version	Qty.	Qty.
KrG	0550620000 20	0608220000 20
Hexagon socket KrG	0555720000 20	0608320000 20
Hexagon socket Blue KrG		0608370000 20
KrS	0550630000 20	
Hexagon socket KrS	0555730000 20	
PA	0550660000 20	0608260000 20
Hexagon socket PA	0555760000 20	0608360000 20
Blue PA		

SAK 35 SAK 35/35



UL CE KEF LR DNV

Width/length/height (mm)	18/58/67.5
Width/length/height (mm)	18/58/60
Insulation stripping length/clamping screw/screwdriver blade	20 mm/M 6/6.5 x 1.2

Rated voltage/current/cross-section	800 V/125 A/35 mm ²
Rated impulse voltage/pollution severity	8 kV/3


Tightening torque range	Nm	4.0...5.0/4.0...6.0***
-------------------------	----	------------------------

Solid H07V-U	mm ²	6...16
Stranded H07V-R	mm ²	16...50
Flexible H07V-K	mm ²	10...35
Flexible H07V-K and ferrule according to DIN 46 228/1	mm ²	10...35
Plug gauge according to 60 947-7-1	Size	B 9
Continuous current of terminal for conductor size		125 A/35 mm ²
Continuous current rating of cross-connection 2...5-pole	A	99
Continuous current rating of cross-connection 6...10-pole	A	99

Voltage/current/conductor size	UL	600 V/100 A/6...2 AWG
Voltage/current/conductor size	CSA	600 V/145 A/6...2 AWG

Version	Qty.	Qty.
KrG	0303520000 20	
Hexagon socket KrG	0476520000 20	
KrS	0303530000 20	
Hexagon socket KrS	0303560000 20	0380760000 20
PA	0476560000 20	0582460000 20
Hexagon socket PA	0303580000 20	0380780000 20

SAK 70 SAK 70/35



UL CE LR DNV

Width/length/height (mm)	22/75/79.5
Width/length/height (mm)	22/75/87
Insulation stripping length/clamping screw/screwdriver blade	24 mm/M 8/S 6 D911

Rated voltage/current/cross-section	1000 V/192 A/70 mm ²
Rated impulse voltage/pollution severity	8 kV/3

Tightening torque range	Nm	6.0...12.0
-------------------------	----	------------

Solid H07V-U	mm ²	16
Stranded H07V-R	mm ²	16...70 1)
Flexible H07V-K	mm ²	16...70 1)
Flexible H07V-K and ferrule according to DIN 46 228/1	mm ²	16...35
Plug gauge according to 60 947-7-1	Size	B 11
Continuous current of terminal for conductor size		192 A/70 mm ²
Continuous current rating of cross-connection 2...5-pole	A	180
Continuous current rating of cross-connection 6...10-pole	A	180

Voltage/current/conductor size	UL	600 V/145 A/4...2/0 AWG
Voltage/current/conductor size	CSA	600 V/150 A/4...2/0 AWG

Version	Qty.	Qty.
KrG	0340820000 10	
Hexagon socket KrG	0340870000 10	
KrS	0340830000 10	
Hexagon socket KrS		
PA		
Hexagon socket PA		
Blue PA		

SAK 95 SAK 95/35



UL CE DNV

Width/length/height (mm)	28/83.5/100.5
Width/length/height (mm)	28/83.5/96.5
Insulation stripping length/clamping screw/screwdriver blade	30 mm/M 10/S 8 D6911

Rated voltage/current/cross-section	1000 V/232 A/95 mm ²
Rated impulse voltage/pollution severity	8 kV/3

Tightening torque range	Nm	10.0...20.0
-------------------------	----	-------------

Solid H07V-U	mm ²	10...16
Stranded H07V-R	mm ²	10...120 2)
Flexible H07V-K	mm ²	10...95 2)
Flexible H07V-K and ferrule according to DIN 46 228/1	mm ²	10...35
Plug gauge according to 60 947-7-1	Size	B 12
Continuous current of terminal for conductor size		232 A/95 mm ²
Continuous current rating of cross-connection 2...5-pole	A	180
Continuous current rating of cross-connection 6...10-pole	A	180

Voltage/current/conductor size	UL	600 V/190 A/6...3/0 AWG
Voltage/current/conductor size	CSA	600 V/260 A/6...3/0 AWG

Version	Qty.	Qty.
KrG	0550520000 10	0662220000 10
Hexagon socket KrG		
KrS		
Hexagon socket KrS		
PA		
Hexagon socket PA		
Blue PA		

End plate (thickness mm)



Type	Cat. No.	Qty.	Type	Cat. No.	Qty.	Type	Cat. No.	Qty.	Type	Cat. No.	Qty.	
KrG	AP (3.0)	0303620000	10	AP (3.0)	0303620000	10	AP (4.0)	0340920000	10	AP (3.0)	0550920000	10
Blue KrG	AP (3.0)	0303670000	10	AP (3.0)	0303670000	10				AP (3.0)	0550970000	10
KrS	AP (3.0)	0303630000	10	AP (3.0)	0303630000	10	AP (4.0)	0340930000	10			
PA	AP (1.5)	0303660000	10	AP (1.5)	0303660000	10	AP (2.0)	0340960000	10			
Blue PA	AP (3.0)	0303680000	10	AP (3.0)	0303680000	10						
Orange PA												

Partition (thickness mm)



KrG	TW (3.0)	0304320000	10	TW (3.0)	0304320000	10					
Blue KrG											
KrS	TW (3.0)	0304330000	10	TW (3.0)	0304330000	10					
PA	TW (1.5)	0304360000	10	TW (1.5)	0304360000	10					
Blue PA											

Cross-connection



QL 3	VH	BS	SS	2-pole	QL 2	0123600000	50	QL 2	0345300000	20	QL 2	0551200000	10
				3-pole	QL 3	0123700000	50	QL 3	0167000000	20	QL 3	0407600000	10
				4-pole	QL 4	0123800000	50				QL 4	0407700000	10
				10-pole	QL 10	0338600000	20						
					VH 17	0267000000	50	VH 17	0267000000	50	VH 35	0551100000	10
					BS M 4x30	0267100000	50	BS M 4x30	0267100000	50	BS M 5x45	0345600000	20
					SS M 4	0136400000	100	SS M 4	0136400000	100	BS M 5x50	0630200000	20

Switchable cross-connection link



VL 2	BS	VH		VL 2	0124000000	50						
				VH 24.5	0298700000	50						
				BS M 4x35	0298900000	50						

Cover / test plug



AD 4	0576700000	50	AD 4	0178700000	20	AD 3	0344300000	10	ADP 3	0485400000	20
BSKM 4x32	0129100000	50	BSKM 4x32	0129100000	50	BSKM 5x45	0344400000	50			
PS 4	0299600000	20	PS 4	0299600000	20	PS 4	0299600000	20	PS 4	0299600000	20

Marking tags



Print	DEK	Standard	DEK	see "Accessories"	DEK	see "Accessories"	DEK	see "Accessories"	DEK	see "Accessories"
	DEK 5	see "Accessories"	DEK 5	see "Accessories"	DEK 5	see "Accessories"	DEK 5	see "Accessories"	DEK 5	see "Accessories"

Mounting rails, end brackets, further marking material see "Accessories"

*** For hexagon socket

1) 12 Nm for 70 mm²

2) 20 Nm for 95 mm² and 120 mm²

Feed-through terminals (spring-loaded)

RSF 3 RSF 3/35

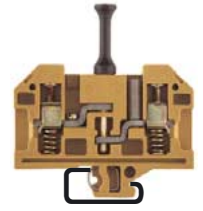


RSF 1



RSF 2

Disconnect test terminal



Dimensions/approvals		Ⓢ	Ⓢ Ⓢ				
Width/length/height (mm)	with TS 32	8/50/60	11/50/60		11/77/72.5		
Width/length/height (mm)	with TS 35 x 7.5	8/50/53					
Insulation stripping length/clamping screw/screwdriver blade		12 mm	12 mm		12 mm		
Rated data							
Rated voltage/-current		630 V/32 A	500 V/57 A		500/41 A		
Rated cross-section	mm ²	4	10		6		
Rated impulse voltage VDE 0110/1.89/pollution severity		6 kV/3	6 kV /3		6 kV/3		
Further technical data							
Tightening torque range	Nm	0.5...1.0					
Torque setting with electric screwdriver type DMS 2		2					
Clampable conductor							
Solid H07V-U	mm ²	0.5...4	0.5...10		0.75...16		
Stranded H07V-R	mm ²	0.5...4	0.5...10		0.75...10		
Rated data according to UL/CSA							
Voltage/current/conductor size	UL						
Voltage/current/conductor size	CSA						
Ordering data		Version	Qty. Qty.	Qty. Qty.	Qty. Qty.		
		PA	0497560000 50 9501160000 50				
		KrG	0497520000 50	0270320000 50	0623320000 *20 0623120000 **20		
End plate/partition/small partition		Type	Cat. No.	Qty.	Type	Cat. No.	Qty.
AP	TW	TSch 1	PA	AP (3)	0270460000	10	
			KrG	TW (1.5)	3877960000	10	
			PA	TW (2)	3833500000	20	
			HP	TW (0.5)	0474700000	20	
			PA	TSch 1	0319160000	100	
				AP (3)	0270420000	10	
				TW (2)	3833500000	20	
				TW (0.5)	0474700000	20	
Cross-connection							
QL	VH	SS	2-pole	QL 2	0194300000	50	
			3-pole	QL 3	0194400000	50	
			4-pole	QL 4	0194500000	50	
			10-pole	QL 10	0338300000	10	
				VH 13.5	0248500000	100	
				VH 17.5	0285200000	50	
				QL 2	0267400000	50	
				QL 3	0267500000	50	
				QL 4	0267600000	50	
				QL 10	0341700000	20	
BS M 3 x ...			BS M 3x20	0303000000	100		
			BS M 3x25	0292500000	100		
			SS	0164400000	50		
			QS 4	0369760000	10		
				BS M 4x6	0149700000	100	
				SB 14	0135300000	100	
Switchable cross-connection link							
VH 21			VH 2	0194700000	50		
			VH 21	0309600000	100		
			BS M 3x20	0296200000	50		
			SS	0164400000	50		
				VH 2	0528400000	50	
				VH 27	0309400000	50	
				BS M 3x25	0309800000	50	
				SS	0164400000	50	
Dummy plug							
	made from plastic, to keep the place of an extracted plug						
							BST 1
							3878060000
Test plug/socket							
PS			PS 2.3	0180400000	50		
			StB 14	0168600000	50		
				PS 2.4	0299600000	20	
				StB 18	0286500000	20	
							PS 4
							0299600000
							StB 17
							0147100000
Cover plate							
			ADP 2	0485300000	1		
				ADP 2	0485300000	1	
Marking tags		Print					
	1 2 3 4 5 6	Standard	DEK	see "Accessories"	DEK	see "Accessories"	

* with disconnecter (73 mm height)


** Disconnecter with handle (86 mm height)

Feed-through terminals for thermocouples

Busbars made from thermocouple materials according to DIN IEC 584

SAK 2.5 TC

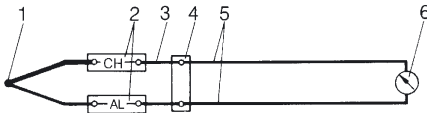
DK 4 Q/TC



Weidmüller's **thermocouple-terminals** are specially designed for transmitting the smallest voltages in temperature measuring circuits. Special busbars ensure that no false signals occur in the terminal when temperature differences exist in the positive and negative path.

This high measuring precision is necessary for, e.g. test beds, air craft engines, for complicated chemical processes, controls, etc.

I. Configuration of a temperature measuring circuit



- 1 Thermocouple (sensor)
- 2 Thermocouple terminals
- 3 Compensation conductor
- 4 Reference point
- 5 Supply conductors (to and from)
- 6 Measuring device

The thermocouple terminals displayed in this measurement circuit are used to thermoelectrically transmit thermal e.m.f. of the thermocouple to the reference point and indicating device via the thermocouple.

II. Symbols Thermocouples according to IEC 584 DIN 43710

Terminal	Busbar material trade name
a) Type J	
Fe (positive leg)	Iron
CuNi (negative leg)	Constantan
b) Type T	
Cu (positive leg)	Copper
CuNi (negative leg)	Constantan
c) Type K	
NiCr (positive leg)	Chromel
Ni (negative leg)	Alumel

Dimensions/approvals	SAK 2.5 TC	DK 4 Q/TC
Width/length/height (mm) with TS 32	6/36.5/49.5	6/54/59.5
Width/length/height (mm) with TS 35 x 7.5		6/54/60.5
Insulation stripping length/clamping screw/screwdriver blade	10 mm/M 2.5/3.5 x 0.6	9 mm/M 3/3.5 x 0.6
Technical data/VDE		
Rated voltage/current/cross-section	-/-/2.5 mm ²	-/-/4 mm ²
Tightening torque range	Nm 0.4...0.6	0.5...1

Ordering data	Version	Type	Cat. No.	Qty.
	NiCr		0107260000	100
	Ni		0107160000	100
	CuNi		0189860000	100
	Fe		0190060000	100
	Cu		0189960000	100
	NiCr/Ni	K	1284160000	1338260000
	Cu/CuNi	T	1285660000	1338160000
	Fe/CuNi	J	1284060000	1338060000

End plate (thickness mm)	Type	Cat. No.	Qty.
	KrG		
	Blue KrG		
	KrS		
	PA	AP (1.5)	0279560000 20
	Blue PA		
	Orange PA		

Partition (thickness mm)	Type	Cat. No.	Qty.
	KrG		
	Blue KrG		
	KrS		
	PA	TW (1.5)	0302860000 20
	WEM		
	for TS 32 HP		

Marking tags	Print
1 2 3 4 5 6	DEK Standard DEK 6 see "Accessories"
Mounting rails, end brackets, further marking material see "Accessories"	DEK 6 see "Accessories"

SAK-series

Feed-through terminals

Terminals/Accessories

SAKG 28 I

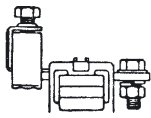
SAKG 28 II



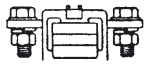
The Weidmüller SAKG range offers the following connection variants:

- clamping yoke/flat lug as a combination, Version I.
- flat lug, Version II.
Two types of threading are provided here.
a) screw set with lock nut
b) with thread in busbar
- clamping yoke connection, Version III.
The stripped conductor can be connected without further preparation.

Versions



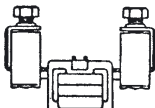
Version I



Version II
without thread



Version II G
with thread

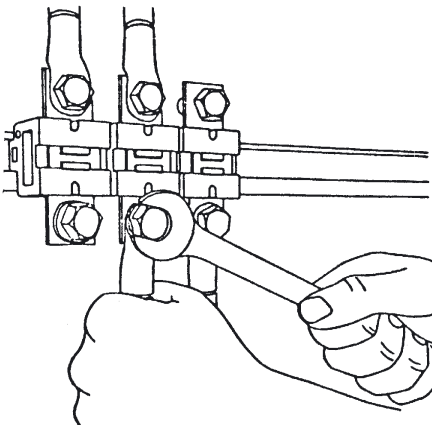


Version III

Cables with cable lugs are connected to SAKG terminals of Version I and to SS stud terminals.

Fitting instructions for SAKG terminals

When tightening the clamping screw, it is recommended that the conductor be held against the direction of tightening to prevent deformation of the mounting rail and so as not to place the terminal foot under undue torsional forces.



Cover

To ensure shock protection following connections of **conductors**, AH covers can be clipped onto the terminal.

Dimensions/approvals

Width/length/height (mm)	with TS 32	
Width/length/height (mm)	with TS 35	
Insulation stripping length/clamping screw/screwdriver blade		

Rated data according to IEC 60 947-7-1

Rated voltage/current/cross-section	1000 V*/125 A/35 mm ²
Rated impulse voltage/pollution severity	8 kV/3

Further technical data

Tightening torque range	Nm	3...6
Torque setting with electric screwdriver type DMS 2		

Clampable conductor

Solid H07V-U	mm ²	6...35
Stranded H07V-R	mm ²	6...35
Flexible H07V-K	mm ²	10...35
Flexible H07V-K and ferrule according to DIN 46 228/1	mm ²	6...35
Plug gauge according to 60 947-7-1	Size	B 9
Continuous current of terminal for conductor size		125 A/35 mm ²
Continuous current rating of cross-connection 2...5-pole	A	(QL 2) 125
Continuous current rating of cross-connection 6...10-pole	A	(QL 2) 125

Rated data according to UL/CSA

Voltage/current/conductor size	UL	600 V/95 A/2 AWG
Voltage/current/conductor size	CSA	600 V/110 A/6...1 AWG

Ordering data

Type		Cat. No.	Qty.
KrG		0170020000	10

SAKG 28 I

Width/length/height (mm)	28/70/63.5		
Insulation stripping length/clamping screw/screwdriver blade	15 mm/M 6/-		
Rated voltage/current/cross-section	1000 V*/125 A/35 mm ²		
Rated impulse voltage/pollution severity	8 kV/3		
Tightening torque range	3...6		
Torque setting with electric screwdriver type DMS 2			
Clampable conductor			
Solid H07V-U	mm ²	6...35	
Stranded H07V-R	mm ²	6...35	
Flexible H07V-K	mm ²	10...35	
Flexible H07V-K and ferrule according to DIN 46 228/1	mm ²	6...35	
Plug gauge according to 60 947-7-1	Size	B 9	
Continuous current of terminal for conductor size		125 A/35 mm ²	
Continuous current rating of cross-connection 2...5-pole	A	(QL 2) 125	
Continuous current rating of cross-connection 6...10-pole	A	(QL 2) 125	
Rated data according to UL/CSA			
Voltage/current/conductor size	UL	600 V/95 A/2 AWG	
Voltage/current/conductor size	CSA	600 V/110 A/6...1 AWG	
Ordering data			
Type		Cat. No.	Qty.
KrG		0170020000	10

Width/length/height (mm)	28/70/63.5		
Insulation stripping length/clamping screw/screwdriver blade	15 mm/M 6/-		
Rated voltage/current/cross-section	1000 V*/125 A/35 mm ²		
Rated impulse voltage/pollution severity	8 kV/3		
Tightening torque range	3...6		
Torque setting with electric screwdriver type DMS 2			
Clampable conductor			
Solid H07V-U	mm ²	6...35	
Stranded H07V-R	mm ²	6...35	
Flexible H07V-K	mm ²	10...35	
Flexible H07V-K and ferrule according to DIN 46 228/1	mm ²	6...35	
Plug gauge according to 60 947-7-1	Size	B 9	
Continuous current of terminal for conductor size		125 A/35 mm ²	
Continuous current rating of cross-connection 2...5-pole	A	(QL 2) 125	
Continuous current rating of cross-connection 6...10-pole	A	(QL 2) 125	
Rated data according to UL/CSA			
Voltage/current/conductor size	UL	600 V/95 A/2 AWG	
Voltage/current/conductor size	CSA	600 V/110 A/6...1 AWG	
Ordering data			
Type		Cat. No.	Qty.
KrG		0170020000	10

Rated voltage/current/cross-section	1000 V*/125 A/35 mm ²
Rated impulse voltage/pollution severity	8 kV/3

Tightening torque range	Nm	3...6
Torque setting with electric screwdriver type DMS 2		

Solid H07V-U	mm ²	6...35	
Stranded H07V-R	mm ²	6...35	
Flexible H07V-K	mm ²	10...35	
Flexible H07V-K and ferrule according to DIN 46 228/1	mm ²	6...35	
Plug gauge according to 60 947-7-1	Size	B 9	
Continuous current of terminal for conductor size		125 A/35 mm ²	
Continuous current rating of cross-connection 2...5-pole	A	(QL 2) 125	
Continuous current rating of cross-connection 6...10-pole	A	(QL 2) 125	
Rated data according to UL/CSA			
Voltage/current/conductor size	UL	600 V/95 A/2 AWG	
Voltage/current/conductor size	CSA	600 V/110 A/6...1 AWG	
Ordering data			
Type		Cat. No.	Qty.
KrG		0170020000	10

Continuous current of terminal for conductor size		125 A/35 mm ²	
Continuous current rating of cross-connection 2...5-pole	A	(QL 2) 125	
Continuous current rating of cross-connection 6...10-pole	A	(QL 2) 125	
Rated data according to UL/CSA			
Voltage/current/conductor size	UL	600 V/95 A/2 AWG	
Voltage/current/conductor size	CSA	600 V/110 A/6...1 AWG	
Ordering data			
Type		Cat. No.	Qty.
KrG		0170020000	10

Voltage/current/conductor size	UL	600 V/95 A/2 AWG
Voltage/current/conductor size	CSA	600 V/110 A/6...1 AWG

Type		Cat. No.	Qty.
KrG		0170020000	10

Type		Cat. No.	Qty.
KrG		0170020000	10

EP 1 (2)	0205100000	10
EP 1 (2)	0205200000	10

Type		Cat. No.	Qty.
KrG		0170020000	10

EP 1 (2)	0205100000	10
EP 1 (2)	0205200000	10

Type		Cat. No.	Qty.
KrG		0170020000	10

TW 1 (2)	0151400000	10
TW 1 (2)	0164600000	10

B/L/H (incl. TS 32) mm	2/120/75.5
B/L/H (incl. TS 35) mm	2/120/75.5

QL 2	0193900000	5
QL 3	0407600000	5
QL 4	0407700000	5

QL 2	0193900000	5
QL 3	0407600000	5
QL 4	0407700000	5

AH 28	0326660000	5
-------	-------------------	---

AH 28	0326660000	5
-------	-------------------	---

DEK 5	see "Accessories"
-------	-------------------

DEK 5	see "Accessories"
-------	-------------------

End plate, hard paper

0205100000	
0205200000	tropic-proof

0180700000, 0205300000	
0180800000, 0205400000	tropic-proof

Partition, hard paper (thickness in mm)

0151400000	
0164600000	tropic-proof

0177100000	B/L/H (incl. TS 32) mm	2/120/75.5
0179900000	B/L/H (incl. TS 35) mm	2/120/75.5

Cross-connection

2-pole	QL 2	0193900000	5
3-pole	QL 3	0407600000	5
4-pole	QL 4	0407700000	5

Cover

AH 28	0326660000	5
-------	-------------------	---

Marking tags

1 2 3 4 5 6	DEK	Standard
DEK 5	see "Accessories"	DEK 5

Mounting rails, end brackets, further marking material see "Accessories"

During conductor connection, observe clearance and creepage distances. Insert partitions if necessary.

Feed-through terminals

SAKG 28 II G



28/70/53
-/M 6/-
1000 V*/125 A/35 mm ²
8 kV/3
3...6
125 A/35 mm ²
(QL 2) 125

600 V/110 A/6...1 AWG
Cat. No. Qty.
0185020000 10

EP 1 (2)	Cat. No.	Qty.
EP 1 (2)	0205100000	10
EP 1 (2)	0205200000	10

Cat. No.	Qty.
----------	------

TW 1 (2)	Cat. No.	Qty.
TW 1 (2)	0151400000	10
TW 1 (2)	0164600000	10

2/120/75.5

QL 2	0193900000	5
QL 3	0407600000	5
QL 4	0407700000	5

AH 28	0326660000	5
-------	------------	---

DEK 5	see "Accessories"
-------	-------------------

SAKG 28 III



28/70/63.5
15 mm/M 6/-
1000 V*/125 A/35 mm ²
8 kV/3
3...6
6...35
6...35
10...35
6...35
B 9
600 V/95 A/2 AWG
600 V/135 A/8...2 AWG

600 V/135 A/8...2 AWG
Cat. No. Qty.
0170820000 10

EP 1 (2)	Cat. No.	Qty.
EP 1 (2)	0205100000	10
EP 1 (2)	0205200000	10

Cat. No.	Qty.
----------	------

TW 1 (2)	Cat. No.	Qty.
TW 1 (2)	0151400000	10
TW 1 (2)	0164600000	10

2/120/75.5

QL 2	0193900000	5
QL 3	0407600000	5
QL 4	0407700000	5

AH 28	0326660000	5
-------	------------	---

DEK 5	see "Accessories"
-------	-------------------

SAKG 32 I SAKG 32/35 I



32/87/84
32/87/84.5
26 mm/M 8/-
1000 V*/150 A/50 mm ²
8 kV/3
6...12
10...70
10...70
10...70
10...35
B 11
150 A/50 mm ²
(QL 2) 150

600 V/165 A/3 AWG
600 V/170 A/1...2/0 AWG
Cat. No. Qty.
0286620000 0637120000 10

EP 1 (2)	Cat. No.	Qty.
EP 1 (2)	0205300000	10
EP 1 (2)	0205400000	10

EP 2/35 (2)	Cat. No.	Qty.
EP 2/35 (2)	0180700000	10
EP 2/35 (2)	0180800000	10

TW 2 (2)	Cat. No.	Qty.
TW 2 (2)	0177100000	10
TW 2 (2)	0179900000	10

2/160/90.5
2/160/90.5

QL 2	0194000000	5
QL 3	0441500000	5
QL 4	0441600000	5

AH 32	0326760000	5
-------	------------	---

DEK 5	see "Accessories"
-------	-------------------

SAKG 32 II SAKG 32/35 II



32/80/53
32/80/51
-/M 8/-
1000 V*/150 A/50 mm ²
8 kV/3
6...12
150 A/50 mm ²
(QL 2) 150

600 V/200 A/3 AWG
600 V/170 A/1...2/0 AWG
Cat. No. Qty.
0170420000 0637320000 10

EP 1 (2)	Cat. No.	Qty.
EP 1 (2)	0205100000	10
EP 1 (2)	0205200000	10

EP 1/35 (2)	Cat. No.	Qty.
EP 1/35 (2)	0180700000	10
EP 1/35 (2)	0180600000	10

TW 1 (2)	Cat. No.	Qty.
TW 1 (2)	0151400000	10
TW 1 (2)	0164600000	10


2/120**/75.5
2/120**/75.5

QL 2	0194000000	5
QL 3	0441500000	5
QL 4	0441600000	5

AH 32	0326760000	5
-------	------------	---

DEK 5	see "Accessories"
-------	-------------------

SAKG 32 II G SAKG 32/35 II G



32/80/53
32/80/53
-/M 8/-
1000 V*/150 A/50 mm ²
8 kV/3
6...12
150 A/50 mm ²
(QL 2) 150

600 V/170 A/1...2/0 AWG
Cat. No. Qty.
0185120000 0637420000 10

EP 1 (2)	Cat. No.	Qty.
EP 1 (2)	0205100000	10
EP 1 (2)	0205200000	10

EP 1/35 (2)	Cat. No.	Qty.
EP 1/35 (2)	0180700000	10
EP 1/35 (2)	0180600000	10

TW 1 (2)	Cat. No.	Qty.
TW 1 (2)	0151400000	10
TW 1 (2)	0164600000	10


2/120**/75.5
2/120**/75.5

QL 2	0194000000	5
QL 3	0441500000	5
QL 4	0441600000	5

AH 32	0326760000	5
-------	------------	---

DEK 5	see "Accessories"
-------	-------------------

SAKG 32 III SAKG 32/35 III



32/94/84
32/94/84.5
26 mm/M 8/-
1000 V*/150 A/50 mm ²
8 kV/3
6...12
10...70
10...70
10...70
10...35
B 11
150 A/50 mm ²

600 V/165 A/3 AWG
600 V/185 A/1...2/0 AWG
Cat. No. Qty.
0286720000 0637220000 10

EP 2 (2)	Cat. No.	Qty.
EP 2 (2)	0205300000	10
EP 2 (2)	0205400000	10

EP 2/35 (2)	Cat. No.	Qty.
EP 2/35 (2)	0180700000	10
EP 2/35 (2)	0180800000	10

TW 2 (2)	Cat. No.	Qty.
TW 2 (2)	0177100000	10
TW 2 (2)	0179900000	10

2/160/90.5
2/160/90.5

QL 2	0194000000	5
QL 3	0441500000	5
QL 4	0441600000	5

AH 32	0326760000	5
-------	------------	---

DEK 5	see "Accessories"
-------	-------------------

* During conductor connection, observe clearance and creepage distances. Insert partitions if necessary
 ** For Cat. No. 0180600000 and 0180700000: length = 160 mm.

Feed-through terminals

SAKG 70 II G SAKG 70/35 II G



Ⓢ Ⓡ Ⓝ DNV

Width/length/height (mm) with TS 32	32/84/54
Width/length/height (mm) with TS 35 x 7.5	32/84/53
Insulation stripping length/clamping screw/screwdriver blade	-/M 8/-

Dimensions/approvals

Width/length/height (mm)	with TS 32	32/84/54
Width/length/height (mm)	with TS 35 x 7.5	32/84/53
Insulation stripping length/clamping screw/screwdriver blade		-/M 8/-

Rated data according to IEC 60 947-7-1

Rated voltage/current/cross-section	1000 V*/192 A/70 mm ²
Rated impulse voltage/pollution severity	8 kV/3

Further technical data

Tightening torque range	Nm	6...12
Torque setting with electric screwdriver type DMS 2		

Clampable conductor

Solid H07V-U	mm ²	
Stranded H07V-R	mm ²	10...95
Flexible H07V-K	mm ²	10...95
Flexible H07V-K and ferrule according to DIN 46 228/1	mm ²	10...35
Plug gauge according to 60 947-7-1	Size	B 12
Continuous current of terminal for conductor size		192 A/90 mm ²
Continuous current rating of cross-connection 2...5-pole	A	(QL 2) 192
Continuous current rating of cross-connection 6...10-pole	A	


Rated data according to UL/CSA

Voltage/current/conductor size	UL	
Voltage/current/conductor size	CSA	600 V/200 A/2/0...4/0 AWG

Ordering data

Version	KrG	Qty.	Qty.	0150420000 10 0636620000 10
---------	-----	------	------	-----------------------------

SAKG 40 I SAKG 40/35 I



Ⓢ Ⓡ Ⓝ Ⓢ

Width/length/height (mm)	40/95/84
Width/length/height (mm)	46/95/85.5
Insulation stripping length/clamping screw/screwdriver blade	27 mm/M 10/-

Rated voltage/current/cross-section	1000 V*/232 A/95 mm ²
Rated impulse voltage/pollution severity	8 kV/3

Tightening torque range	Nm	10...20
-------------------------	----	---------

Solid H07V-U	mm ²	10...95
Stranded H07V-R	mm ²	10...95
Flexible H07V-K	mm ²	10...95
Flexible H07V-K and ferrule according to DIN 46 228/1	mm ²	10...35
Plug gauge according to 60 947-7-1	Size	B 12
Continuous current of terminal for conductor size		232 A/95 mm ²
Continuous current rating of cross-connection 2...5-pole	A	(QL 2) 232

Voltage/current/conductor size	UL	600 V/195 A/4/0 AWG
Voltage/current/conductor size	CSA	600 V/250 A/2/0...4/0AWG

Version	KrG	Qty.	Qty.	0286820000 10 0637520000 5
---------	-----	------	------	----------------------------

SAKG 40 II SAKG 40/35 II



Ⓢ Ⓡ Ⓝ Ⓢ DNV

Width/length/height (mm)	40/90/53
Width/length/height (mm)	46/90/53
Insulation stripping length/clamping screw/screwdriver blade	-/M 10/-

Rated voltage/current/cross-section	1000 V*/232 A/95 mm ²
Rated impulse voltage/pollution severity	8 kV/3

Tightening torque range	Nm	10...20
-------------------------	----	---------

Solid H07V-U	mm ²	
Stranded H07V-R	mm ²	
Flexible H07V-K	mm ²	
Flexible H07V-K and ferrule according to DIN 46 228/1	mm ²	
Plug gauge according to 60 947-7-1	Size	
Continuous current of terminal for conductor size		232 A/95 mm ²
Continuous current rating of cross-connection 2...5-pole	A	(QL 2) 232

Voltage/current/conductor size	UL	600 V/230 A/4/0 AWG
Voltage/current/conductor size	CSA	600 V/250 A/2/0...4/0 AWG

Version	KrG	Qty.	Qty.	0170520000 10 0637720000 5
---------	-----	------	------	----------------------------

SAKG 40 II G SAKG 40/35 II G



Ⓢ Ⓡ Ⓝ Ⓢ

Width/length/height (mm)	40/90/55
Width/length/height (mm)	46/90/55
Insulation stripping length/clamping screw/screwdriver blade	-/M 10/-

Rated voltage/current/cross-section	1000 V*/232 A/95 mm ²
Rated impulse voltage/pollution severity	8 kV/3

Tightening torque range	Nm	10...20
-------------------------	----	---------

Solid H07V-U	mm ²	
Stranded H07V-R	mm ²	
Flexible H07V-K	mm ²	
Flexible H07V-K and ferrule according to DIN 46 228/1	mm ²	
Plug gauge according to 60 947-7-1	Size	
Continuous current of terminal for conductor size		232 A/95 mm ²
Continuous current rating of cross-connection 2...5-pole	A	(QL 2) 232

Voltage/current/conductor size	UL	600 V/230 A/4/0 AWG
Voltage/current/conductor size	CSA	600 V/250 A/2/0...4/0 AWG

Version	KrG	Qty.	Qty.	0185220000 10 0637820000 5
---------	-----	------	------	----------------------------

End plate, hard paper (thickness mm)

0205100000, 0180500000			
0205200000, 0180600000	tropic-proof		



Cat. No.	Qty.	
EP 1 (2) 0205100000	10	
EP 1 (2) 0205200000	10	

Cat. No.	Qty.	
EP 2 (2) 0205300000	10	
EP 2 (2) 0205400000	10	

Cat. No.	Qty.	
EP 2 (2) 0205300000	10	
EP 2 (2) 0205400000	10	

Cat. No.	Qty.	
EP 2 (2) 0205300000	10	
EP 2 (2) 0205400000	10	

0180700000, 0205300000			
0180800000, 0205400000	tropic-proof		



Cat. No.	Qty.	
EP 1/35 (2) 0180500000	10	
EP 1/35 (2) 0180600000	10	

Cat. No.	Qty.	
EP 2/35 (2) 0180700000	10	
EP 2/35 (2) 0180800000	10	

Cat. No.	Qty.	
EP 2/35 (2) 0180700000	10	
EP 2/35 (2) 0180800000	10	

Cat. No.	Qty.	
EP 2/35 (2) 0180700000	10	
EP 2/35 (2) 0180800000	10	

Partition, hard paper (thickness mm)

0151400000			
0164600000	tropic-proof		



Qty.	
TW 1 (2) 0151400000	10
TW 1 (2) 0164600000	10

Qty.	
TW 2 (2) 0177100000	10
TW 2 (2) 0179900000	10

Qty.	
TW 2 (2) 0177100000	10
TW 2 (2) 0179900000	10

Qty.	
TW 2 (2) 0177100000	10
TW 2 (2) 0179900000	10

0177100000	B/L/H (incl. TS 32) mm	2/120/75.5
0179900000	B/L/H (incl. TS 35) mm	2/120/75.5



2/160/90.5	
2/160/90.5	

2/160/90.5	
2/160/90.5	

2/160/90.5	
2/160/90.5	

2/160/90.5	
2/160/90.5	

Cross-connection

2-pole, QL 2			
3-pole, QL 3			
4-pole, QL 4			



Qty.	
0194000000 10	
0441500000 10	
0441600000 10	

Qty.	
0194100000 10 0211400000 10	
0263500000 10 0444900000 10	
0409800000 10 0445000000 10	

Qty.	
0194100000 10 0211400000 10	
0263500000 10 0444900000 10	
0409800000 10 0445000000 10	

Qty.	
0194100000 10 0211400000 10	
0263500000 10 0444900000 10	
0409800000 10 0445000000 10	

Cover



AH 32	0326760000	5
-------	------------	---

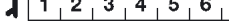
AH 40	0326860000	5
-------	------------	---

AH 40	0326860000	5
-------	------------	---

AH 40	0326860000	5
-------	------------	---

Marking tags

1 2 3 4 5 6	DEK	Standard
-------------	-----	----------



Print	DEK 5	see "Accessories"
-------	-------	-------------------

Print	DEK 5	see "Accessories"
-------	-------	-------------------

Print	DEK 5	see "Accessories"
-------	-------	-------------------

Print	DEK 5	see "Accessories"
-------	-------	-------------------

Mounting rails, end brackets, further marking material see "Accessories"

*During conductor connection, observe clearance and creepage distances. Insert partitions if necessary.

Feed-through terminals

SAKG 40 III SAKG 40/35 III



UL @ 3 4
40/100/84
46/100/85.5
27 mm/M 10/-
1000 V*/232 A/95 mm ²
8 kV/3
10...20
10...95
10...95
10...95
10...35
B 12
232 A/95 mm ²

600 V/195 A/4/0 AWG
600 V/230 A/2/0...4/0 AWG
Qty. Qty.
0286920000 10 0637620000 5

EP 2 (2)	Cat. No.	Qty.
EP 2 (2)	0205300000	10
EP 2 (2)	0205400000	10

EP 2/35 (2)	Cat. No.	Qty.
EP 2/35 (2)	0180700000	10
EP 2/35 (2)	0180800000	10

TW 2 (2)	Qty.
TW 2 (2)	0177100000 10
TW 2 (2)	0179900000 10

2/160/90.5
2/160/90.5

QL 2	0247000000	5
QL 3	0444400000	5
QL 4	0444500000	5

AH 40	0326860000	5
-------	------------	---

DEK 5	see "Accessories"
-------	-------------------

SAKG 46 II SAKG 46/35 II



UL @ 3 4
46/106/55
46/106/54.5
-/M 12/-
1000 V*/309 A/150 mm ²
8 kV/3
14...31
309 A/150 mm ²

600 V/285 A/4/0 AWG
600 V/365 A/300 MCM
Qty. Qty.
0170620000 10 0637920000 5

EP 2 (2)	Cat. No.	Qty.
EP 2 (2)	0205300000	10
EP 2 (2)	0205400000	10

EP 2/35 (2)	Cat. No.	Qty.
EP 2/35 (2)	0180700000	10
EP 2/35 (2)	0180800000	10

TW 2 (2)	Qty.
TW 2 (2)	0177100000 10
TW 2 (2)	0179900000 10

2/160/90.5
2/160/90.5

QL 2	0247000000	5
QL 3	0444400000	5
QL 4	0444500000	5

AH 46	0326960000	5
-------	------------	---

DEK 5	see "Accessories"
-------	-------------------

SAKG 46 II G SAKG 46/35 II G



@ 3 4 DNV
46/106/57.5
46/106/57
-/M 12/-
1000 V*/309 A/150 mm ²
8 kV/3
14...31
309 A/150 mm ² (QL 2) 309

600 V/285 A/4/0 AWG
600 V/365 A/300 MCM
Qty. Qty.
0185320000 10 0638020000 5

EP 2 (2)	Cat. No.	Qty.
EP 2 (2)	0205300000	10
EP 2 (2)	0205400000	10

EP 2/35 (2)	Cat. No.	Qty.
EP 2/35 (2)	0180700000	10
EP 2/35 (2)	0180800000	10

TW 2 (2)	Qty.
TW 2 (2)	0177100000 10
TW 2 (2)	0179900000 10


2/160/90.5
2/160/90.5

QL 2	0247000000	5
QL 3	0444400000	5
QL 4	0444500000	5

AH 46	0326960000	5
-------	------------	---

DEK 5	see "Accessories"
-------	-------------------

SAKG 54 II SAKG 54/35 II



UL @ 3 4
54/122/57
54/122/57
-/M 16/-
1000 V*/415 A/240 mm ²
8 kV/3
25...60
415 A/240 mm ² (QL 2) 415

600 V/380 A/500 MCM
600 V/600 A/300...500 MCM
Qty. Qty.
0170720000 10 0638120000 5

EP 2 (2)	Cat. No.	Qty.
EP 2 (2)	0205300000	10
EP 2 (2)	0205400000	10

EP 2/35 (2)	Cat. No.	Qty.
EP 2/35 (2)	0180700000	10
EP 2/35 (2)	0180800000	10

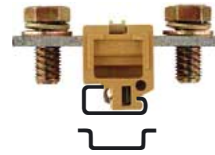
TW 2 (2)	Qty.
TW 2 (2)	0177100000 10
TW 2 (2)	0179900000 10

2/160/90.5
2/160/90.5

QL 2	0264400000	5
QL 3	0408000000	5
QL 4	0247400000	5

DEK 5	see "Accessories"
-------	-------------------

SAKG 54 II G SAKG 54/35 II G



UL @ 3 4 DNV
54/122/60
54/122/60
-/M 16/-
1000 V*/415 A/240 mm ²
8 kV/3
25...60
415 A/240 mm ² (QL 2) 415

600 V/380 A/500 MCM
600 V/600 A/300...500 MCM
Qty. Qty.
0185420000 10 0638220000 5

EP 2 (2)	Cat. No.	Qty.
EP 2 (2)	0205300000	10
EP 2 (2)	0205400000	10

EP 2/35 (2)	Cat. No.	Qty.
EP 2/35 (2)	0180700000	10
EP 2/35 (2)	0180800000	10


TW 2 (2)	Qty.
TW 2 (2)	0177100000 10
TW 2 (2)	0179900000 10

2/160/90.5
2/160/90.5

QL 2	0264400000	5
QL 3	0408000000	5
QL 4	0247400000	5

DEK 5	see "Accessories"
-------	-------------------

SAKG 46/I AL SAKG 46/II AL



46/112/74
23 mm/M 12/M 14/-
1000 V*/309 A/150 mm ²
8 kV/3
14...31/25...40
50...240
35...185

Qty. Qty.
1287920000** 5

EP 2 (2)	Cat. No.	Qty.
EP 2 (2)	0205300000	10
EP 2 (2)	0205400000	10

Qty. Qty.

TW 2 (2)	Qty.
TW 2 (2)	0177100000 10
TW 2 (2)	0179900000 10

2/160/90.5
2/160/90.5

QL 2	0194000000	5
QL 3	0441500000	5
QL 4	0441600000	5

AH 46	0326960000	5
-------	------------	---

DEK 5	see "Accessories"
-------	-------------------

SAK-series

* During conductor connection, observe clearance and creepage distances. Insert partitions if necessary.
** Suitable for connection of 1 aluminium conductor of max 185 mm²

*** Suitable for connection of 2 aluminium conductors of max. 185 mm²

Stud terminals

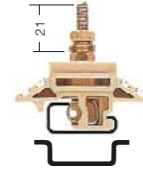
SS 6 SS 6/35



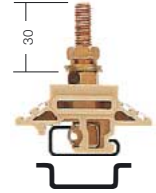
KST 5 KST 5/35



KST 6 KST 6/35



KST 8 KST 8/35



Dimensions/approvals

Width/length/height (mm)	with TS 32	
Width/length/height (mm)	with TS 35 x 7.5	
Insulation stripping length/clamping screw/screwdriver blade		

Rated data

Rated voltage/current/cross-section		
Rated impulse voltage/pollution severity		

Further technical data

Tightening torque range	Nm	
Torque setting with electric screwdriver type DMS 2		

Clampable conductor

Solid H07V-U	mm ²	
Stranded H07V-R	mm ²	
Flexible H07V-K	mm ²	
Flexible H07V-K and ferrule according to DIN 46 228/1	mm ²	
Plug gauge according to 60 947-7-1	Size	
Continuous current of terminal for conductor size		
Continuous current rating of cross-connection 2...5-pole	A	
Continuous current rating of cross-connection 6...10-pole	A	

Rated data according to UL/CSA

Voltage/current/conductor size	UL	
Voltage/current/conductor size	CSA	

Ordering data

Version		Qty.	
KrG			
PA			
PPO			
KrG			
for TS 35 x 7.5	PA		
for TS 35 x 15/2.3	PA		

18/40/62		
18/49.5/54.5		
-/M 6/-		

24/60/55		
24/62.5/49.5		
-/M 5/-		

24/60/62		
24/62.5/54.5		
-/M 6/-		

24/60/72		
24/62.5/64.5		
-/M 8/-		

1000 V ¹⁾ /76 A/16 mm ²		
6 kV/3		

1000 V ¹⁾ /57 A/10 mm ²		
8 kV/3		

1000 V ¹⁾ /76 A/16 mm ²		
8 kV/3		

1000 V ¹⁾ /125 A/35 mm ²		
8 kV/3		

3...6		

2...4		

3...6		

6...12		

82 A/16 mm ²		
-------------------------	--	--

65 A/10 mm ²		
-------------------------	--	--

82 A/16 mm ²		
-------------------------	--	--

135 A/35 mm ²		
--------------------------	--	--

--	--	--

--	--	--

200		
-----	--	--

200		
-----	--	--

Partition, (thickness mm)

PA		
Hard paper		
HM		
HM		

Width/length/height (incl. TS 32) mm	2/129/93
Width/length/height (incl. TS 35) mm	2/70/62.5

Cross-connection

2-pole	QL 2	028430000	20
3-pole	QL 3	027900000	20



Marking tags

1	2	3	4	5	6	DEK	Standard
---	---	---	---	---	---	-----	----------

Mounting rails, end brackets, further marking material see "Accessories"

Cat. No.	Qty.
TW SS6 (TS32)	0455860000 10

TW-GW (TS35)	0607100000 20
--------------	---------------

TW right	1718530000 10
TW left ²⁾	1752800000 10

TW right	1718530000 10
TW left	1752800000 10

2/160/83.5	
2/160/78.5	

TW right	1718530000 10
TW left	1752800000 10

TW right	1718530000 10
TW left	1752800000 10

2/160/83.5	
2/160/78.5	

TW right	1718530000 10
TW left	1752800000 10

TW right	1718530000 10
TW left	1752800000 10

2/160/83.5	
2/160/78.5	

QL 2	9503390000	1
QL 2	9501350000	5
QL 2	9501360000	1

DEK 5	see "Accessories"
-------	-------------------

DEK 5	see "Accessories"
-------	-------------------

DEK 5	see "Accessories"
-------	-------------------

DEK 5	see "Accessories"
-------	-------------------

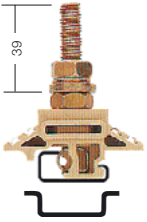
* Depends on cable lug

¹⁾ with partition

²⁾ Left AP is required only once at beginning of terminal strip

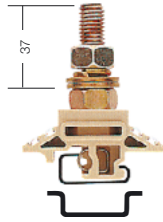
Stud terminals

KST 10
KST 10/35



34/60/82	34/60/82
34/62.5/74.5	34/62.5/74.5
-/M 10/-	-/M 12/-
1000 V ¹⁾ /192 A/70 mm ²	1000 V ¹⁾ /232 A/95 mm ²
8 kV/3	8 kV/3
10...20	14...31
207 A/70 mm ²	250 A/95 mm ²
200	200
600 V/175 A/12...2/0	600 V/200 A/12...3/0
Qty. Qty.	Qty. Qty.
9501330000 20	
9506960000 20	9506970000 20
9528330000 20	9528340000 20
+	+
TW right 1718530000 10	TW right 1718530000 10
TW left 1752800000 10	TW left 1752800000 10
2/160/83.5	2/160/83.5
2/160/78.5	2/160/78.5
QL 2 9501370000 1	QL 2 9501380000 1
DEK 5 see "Accessories"	DEK 5 see "Accessories"

KST 12
KST 12/35



PE terminals

EK 2.5 N EK 2.5/35



EK 4 EK 4/35



EK 6/35



EK 10 EK 10/35



Dimensions/approvals

Width/length/height (mm)	with TS 32	6/36.5/49.5	8/40/51.5	8/56/44	10/40/51.5
Width/length/height (mm)	with TS 35 x 7.5	6/56/40	6.5/56/44	12 mm/M 3.5/4.0/0.8	10/56/44
Insulation stripping length/clamping screw/screwdriver blade		10 mm/M 2.5/3.5 x 0.6	12 mm/M 3/3.5 x 0.6		12 mm/M 4/5.5 x 1.0
Rated data according to IEC 60 947-7-2					
Rated voltage/current with PEN/cross-section		-/-/2.5 mm ²	-/-/4 mm ²	-/-/6 mm ²	-/-/10 mm ²
Rated voltage/rated impulse voltage acc. to VDE 0110/1.89/ pollution severity					

Further technical data

Tightening torque range	Nm	0.4...0.8/0.5...1.0*	0.5...1.0/0.5...1.0*	1.2...1.6/0.5...1.0*	1.2...2.4/0.5...1.0*
-------------------------	----	----------------------	----------------------	----------------------	----------------------

Clampable conductor

Solid H07V-U	mm ²	0.5...4	0.5...6	0.5...10	0.5...10
Stranded H07V-R	mm ²	0.5...2.5	0.5...4	1.5...6	1.5...6
Flexible H07V-K	mm ²	0.5...4	0.5...4	0.5...10	0.5...10
Flexible H07V-K and ferrule DIN 46 228/1	mm ²	0.5...2.5	0.5...4	0.5...6	0.5...10
Cable AWG	Nr.	22...14	22...10	20...8	20...8
Plug gauge according to 60 947-7-1	Size	A 3	A 4	A 5	B 6

Ordering data

Version		Qty.		Qty.		Qty.		Qty.
Green/yellow PA		100		100		100		100
Blank								
Two clamping yokes blank								
Hexagon socket blank								

Support block



For insulation of mounting rails
in insulated-earth installations

Type	Cat. No.	Qty.	Type	Cat. No.	Qty.	Type	Cat. No.	Qty.	Type	Cat. No.	Qty.
SH 2	0494920000	10	SH 2	0494920000	10	SH 2	0494920000	10	SH 2	0494920000	10

SK - key, 8mm

Marking tags

	DEK	Standard	Print
	1 2 3 4 5 6	DEK 6	see "Accessories"
		DEK 6.5	see "Accessories"
		DEK 8	see "Accessories"
		DEK 5	see "Accessories"

Mounting rails, end brackets, further marking material see "Accessories"

* For centre screw

PE terminals

EK 16
EK 16/35



UL	CS
12/50/57.5	
12/56/50	
16 mm/M 4/5.5 x 1.0	
-/-/16 mm ²	
1.2...2.4/0.8...1.0*	
2.5...16	
2.5...16	
2.5...16	
4...16	
12...6	
B 6	
Qty. Qty.	
0374660000 50 0190160000 50	

EK 35**
EK 35/35



UL	CS
18/58/67.5	
16/58/60	
20 mm/M 6/6.5 x 1.2	
-/-/35 mm ²	
2.5...5.0/ **	
6...16	
16...50	
10...35	
10...35	
10...2	
B 9	
Qty. Qty.	
0354760000 20 0661460000 20	

EK 2




CS	CS
10/52/38	
14 mm/M 4/-	
-/-/10	
1.2...2.4/2.0...4.0*	
1.5...10	
1.5...10	
1.5...10	
1.5...10	
16...8	
B 6	
Qty.	
0323100000 20	

SAKE 35



CS	CS
14/46/39	
16 mm/M 6/-	
-/-/35 mm ²	
2.5...5.0/2.0...4.0*	
6...35	
6...35	
6...16	
10...35	
8...2	
B 8	
Qty. Qty.	
0144400000 20	

SAKE 70



CS	CS
18/94/59.5	
25 mm/M 8/-	
-/-/70 mm ²	
6.0...12/2.0...4.0*	
10...70	
10...70	
10...70	
10...70	
6...0	
B 10	
Qty. Qty.	
0213200000 20	
1338300000 10	

EK 95/35



25/76/100/92	
25/76/100/92	
27 mm/M 10/-	
-/-/95 mm ²	
10.0...20.0/1.2...2.4*	
10...120	
10...95	
10...95	
10...95	
6...4/0	
B 12	
Qty.	
0535300000 10	
0535400000 10	

Type	Cat. No.	Qty.
SH 2	0494920000	10

Type	Cat. No.	Qty.
SH 2	0494920000	10

Type	Cat. No.	Qty.
------	----------	------

Type	Cat. No.	Qty.
SH 2	0494920000	10

Type	Cat. No.	Qty.
SH 2	0494920000	10

Type	Cat. No.	Qty.
------	----------	------

DEK 5 see "Accessories"


DEK 5 see "Accessories"

SAK-series

** ADm f. EK 35/35 = 1.2 - 2.4 Nm
ADm f. EK 35 = 0.8 - 1.6 Nm

Fuse terminals

ASK 1¹⁾ ASK 1/35¹⁾



Dimensions/approvals	UL CSA CE
Width/length/height (mm) with TS 32	8/58/45,5
Width/length/height (mm) with TS 35 x 7.5	8/58/44
Insulation stripping length/clamping screw/screwdriver blade	9 mm/M 3/3.5 x 0.6
Rated data/feed through-terminal base	
Rated voltage/current/cross-section	500 V/6.3 A ²⁾ /4 mm ²
Rated impulse voltage/pollution severity	6 kV/3
Further technical data	
Tightening torque range Nm	0.5...1.0
Torque setting with electric screwdriver type DMS 2	2
Clampable conductor	
Solid H07V-U mm ²	0.5...4
Stranded H07V-R mm ²	1.5...4
Flexible H07V-K mm ²	0.5...4
Flexible H07V-K and ferrule according to DIN 46 228/1 mm ²	0.5...4
Plug gauge according to 60 947-7-1 Size	A 3
Continuous current rating of cross-connection 2...5-pole A	(QB 2...4) 10
Continuous current rating of cross-connection 6...10-pole A	

KDKS 1¹⁾ KDKS 1/35¹⁾




Dimensions/approvals	UL
Width/length/height (mm)	8/73.5/59,8
Width/length/height (mm)	8/73.5/55,7
Insulation stripping length/clamping screw/screwdriver blade	9 mm/M 3/3.5 x 0.6
Rated data/feed through-terminal base	
Rated voltage/current/cross-section	500 V/6.3 A/4 mm ²
Rated impulse voltage/pollution severity	6 kV/3
Further technical data	
Tightening torque range Nm	0.5...1.0
Torque setting with electric screwdriver type DMS 2	2
Clampable conductor	
Solid H07V-U mm ²	0.5...4
Stranded H07V-R mm ²	
Flexible H07V-K mm ²	0.5...4
Flexible H07V-K and ferrule according to DIN 46 228/1 mm ²	0.5...4
Plug gauge according to 60 947-7-1 Size	A 4
Continuous current rating of cross-connection 2...5-pole A	(QB 2...4) 10
Continuous current rating of cross-connection 6...10-pole A	

SAKS 1 SAKS 1/35



Dimensions/approvals	UL CSA CE DNV
Width/length/height (mm)	13/54/61
Width/length/height (mm)	13/54/54
Insulation stripping length/clamping screw/screwdriver blade	12 mm/M 4/5.5 x 1.0
Rated data/feed through-terminal base	
Rated voltage/current/cross-section	500 V/6.3 A ³⁾ /10 mm ²
Rated impulse voltage/pollution severity	6 kV/3
Further technical data	
Tightening torque range Nm	1.2...2.4
Torque setting with electric screwdriver type DMS 2	4
Clampable conductor	
Solid H07V-U mm ²	0.5...16
Stranded H07V-R mm ²	1.5...10
Flexible H07V-K mm ²	0.5...10
Flexible H07V-K and ferrule according to DIN 46 228/1 mm ²	0.5...10
Plug gauge according to 60 947-7-1 Size	B 6
Continuous current rating of cross-connection 2...5-pole A	(QL 2...5) 47
Continuous current rating of cross-connection 6...10-pole A	(QL 6...10) 36

SAKS 1/G25 SAKS 1/35/G25



Dimensions/approvals	UL CSA CE DNV
Width/length/height (mm)	13/54/61
Width/length/height (mm)	13/54/54
Insulation stripping length/clamping screw/screwdriver blade	12 mm/M 4/5.5 x 1.0
Rated data/feed through-terminal base	
Rated voltage/current/cross-section	500 V/6.3 A ³⁾ /10 mm ²
Rated impulse voltage/pollution severity	6 kV/3
Further technical data	
Tightening torque range Nm	1.2...2.4
Torque setting with electric screwdriver type DMS 2	4
Clampable conductor	
Solid H07V-U mm ²	0.5...16
Stranded H07V-R mm ²	1.5...10
Flexible H07V-K mm ²	0.5...10
Flexible H07V-K and ferrule according to DIN 46 228/1 mm ²	0.5...10
Plug gauge according to 60 947-7-1 Size	B 6
Continuous current rating of cross-connection 2...5-pole A	(QL 2...5) 47
Continuous current rating of cross-connection 6...10-pole A	(QL 6...10) 36

Dimensions/approvals

Width/length/height (mm)	with TS 32	8/58/45,5
Width/length/height (mm)	with TS 35 x 7.5	8/58/44
Insulation stripping length/clamping screw/screwdriver blade		9 mm/M 3/3.5 x 0.6

Rated data/feed through-terminal base

Rated voltage/current/cross-section	500 V/6.3 A ²⁾ /4 mm ²
Rated impulse voltage/pollution severity	6 kV/3

Further technical data

Tightening torque range Nm	0.5...1.0
Torque setting with electric screwdriver type DMS 2	2

Clampable conductor

Solid H07V-U mm ²	0.5...4
Stranded H07V-R mm ²	1.5...4
Flexible H07V-K mm ²	0.5...4
Flexible H07V-K and ferrule according to DIN 46 228/1 mm ²	0.5...4
Plug gauge according to 60 947-7-1 Size	A 3
Continuous current rating of cross-connection 2...5-pole A	(QB 2...4) 10
Continuous current rating of cross-connection 6...10-pole A	

Rated data according to UL/CSA

Voltage/current/conductor size	UL	300 V/6.3 A/12 max. AWG
Voltage/current/conductor size	CSA	300 V/6.3 A/26...12 AWG

Ordering data

Version	PA	Qty.	100
	KrG	Qty.	100
	Beige Wemid	Qty.	100

End plate/partition (thickness mm)



Type	Cat. No.	Qty.
AP (1.5)	0380360000	20

Type	Cat. No.	Qty.
AP 1 KDKS	9503330000	25
Wemid	9532470000	25
for TW (2.0)		
	0607000000	20

Type	Cat. No.	Qty.
AP (2.5)	0191320000	20
Wemid beige	0191300000	20
for TW (2.0)		
	0607000000	20

Type	Cat. No.	Qty.
AP (2.5)	0191320000	20
Wemid-beige	0191300000	20
for TW (2.0)		
	0607000000	20

G-fuse inserts

Acc. to IEC 60127-2 (VDE 0820 T.2 BI 1) rated current (A):	0.10 fast	0430300000	10
Rated voltage 250 V	0.20 fast	0430400000	10
Fast switching capacity 1500 A (at 250 V, 50 Hz, cos φ = 0.7)	0.25 fast	0430500000	10
	0.50 fast	0430600000	10
	1.0 fast	0430700000	10
	1.6 fast	0430800000	10
	2.0 fast	0430900000	10
	2.5 fast	0431000000	10
	3.15 fast		
	4.0 fast		
	5.0 fast		
	6.3 fast		

5 x 20 mm	0430300000	10
	0430400000	10
	0430500000	10
	0430600000	10
	0430700000	10
	0430800000	10
	0430900000	10
	0431000000	10

5 x 20 mm	0430300000	10
	0430400000	10
	0430500000	10
	0430600000	10
	0430700000	10
	0430800000	10
	0430900000	10
	0431000000	10

5 x 25 mm	0.25 (m)	0546900000	10
	0.5 (m)	0510300000	10
	0.8 (m)	0646400000	10
	1 (m)	0265800000	10
	10 (m)	0193100000	10
	2 (f)	0192700000	10
	4 (f)	0192800000	10
	6.3 (f)	0192900000	10

Contact sleeve

Contact sleeve	0553300000	100
----------------	-------------------	-----

Contact sleeve

Contact sleeve	0553300000	100
----------------	-------------------	-----

Screw cap/disconnector lever (spare)

TH	0377060000	100
SIHA	1593020000	100

TH	0377060000	100
SIHA	1593020000	100

SK (5 x 20)	0282100000	20
-------------	-------------------	----

SK (5 x 25)	0282000000	20
-------------	-------------------	----

Marking tags

Red pull lever	DEK	Standard	DEK 8	see "Accessories"
----------------	-----	----------	-------	-------------------

Red pull lever	DEK	Standard	DEK 8	see "Accessories"
----------------	-----	----------	-------	-------------------

Red pull lever	DEK	Standard	DEK 5	see "Accessories"
----------------	-----	----------	-------	-------------------


Red pull lever	DEK	Standard	DEK 5	see "Accessories"
----------------	-----	----------	-------	-------------------

Mounting rails, end brackets, further marking material see "Accessories"

¹⁾ Multipole interruptable with group marking carrier
Sch2 2-pole Cat. No. **1359500000**, 1000 mm Cat. No. **0337400000**

Fuse terminals

KSKM 1 KSKM 1/35



13/69/62
13/69/63
12 mm/-/-
250 V/6.3 A¹⁾/10 mm²

0.5...16

0.5...10

B 6

600 V/10 A/22...8 AWG

Qty. Qty.

9509570000 20 9509600000 20

Type	Cat. No.	Qty.
AP (3)	9509630000	20


5 x 20 mm

0.10 (f)	0430300000	10
0.20 (f)	0430400000	10
0.25 (f)	0430500000	10
0.50 (f)	0430600000	10
1.00 (f)	0430700000	10
1.60 (f)	0430800000	10
2.00 (f)	0430900000	10
2.50 (f)	0431000000	10
3.15 fast	0431100000	10
4.0 fast	0431200000	10
5.0 fast	0431300000	10
6.3 fast	0431400000	10

5 x 20 SBL 0446100000 40

DEK 5 see "Accessories"

KSKM 2 KSKM 2/35



13/69/62
13/69/63
12 mm/-/-
250 V/13 A²⁾/10 mm²

0.5...16

0.5...10

B 6

600 V/15 A/22...8 AWG

Qty. Qty.

9509580000 20 9509610000 20


Type	Cat. No.	Qty.
AP (3)	9509630000	20

1 x 1/4"

1 x 1/4" SBL 0446200000 40

DEK 5 see "Accessories"

KSKM 3 KSKM 3/35



13/69/62
13/69/63
12 mm/-/-
440 V/10 A/10 mm²

0.5...16

0.5...10

B 6

600 V/15 A/22...8 AWG

Qty. Qty.

9509620000 20

Type	Cat. No.	Qty.
AP (3)	9509630000	20

1 1/4 x 1/4"

E 2 A	0294500000	10
E 3 A	0295700000	10
E 5 A	0294600000	10
E 7 A	0295800000	10
E 10 A	0293900000	10


1 1/4 x 1/4" SBL 0446300000 40

DEK 5 see "Accessories"

1) Max. fuse rating according to DIN 41 660, IEC 127 CEE4 Type 1
2) Fuse according to BS 1362

Fuse terminals

SAKS 3 SAKS 3/35



Dimensions/approvals	
Width/length/height (mm)	with TS 32
Width/length/height (mm)	with TS 35 x 7.5
Insulation stripping length/clamping screw/screwdriver blade	

13/54/61
13/54/55
12 mm/M 4/5.5 x 1

SAKS 4 SAKS 4/35



24/75/73
24/75/66
14 mm/M 4/5.5 x 1

SAKS 5 SAKS 5/35



28/80/80.5
28/80/66
13 mm/M 4/5.5 x 1

SAKS 2 SAKS 2/35



28/80/81.5
28/80/75
12 mm/M 4/5.5 x 1

Rated data/feed through-terminal base	
Rated voltage/current/cross-section	
Rated impulse voltage/pollution severity	
Further technical data	
Tightening torque range	Nm
Torque setting with electric screwdriver type DMS 2	
Clampable conductor	
Solid H07V-U	mm ²
Stranded H07V-R	mm ²
Flexible H07V-K	mm ²
Flexible H07V-K and ferrule according to DIN 46 228/1	mm ²
Plug gauge according to 60 947-7-1	Size
Continuous current rating of cross-connection 2...5-pole	A
Continuous current rating of cross-connection 6...10-pole	A

500 V/10 A/10 mm²
6 kV/3

1.2...2.4
4

0.5...16
1.5...10
0.5...10
0.5...10
B 6
(QL 2...5) 47
(QL 6...10) 36

400 V**/16 A/10 mm²
6 kV/3

1.2...2.4
4

0.5...16
1.5...10
0.5...10
0.5...10
B 6
(QL 2...5) 47
(QL 6...10) 36

400 V/63 A***/16 mm²
6 kV/3

1.2...2.4
4

1.5...16
1.5...16
1.5...16
1.5...16
B 7
(QL 2...5) 47
(QL 6...10) 36

500 V/10 (25) A***/10 mm²
6 kV/3

1.2...2.4
4

0.5...16
0.5...10
0.5...10
0.5...10
B 6
(QL 2...5) 47
(QL 6...10) 36

Rated data according to UL/CSA	
Voltage/current/conductor size	UL
Voltage/current/conductor size	CSA
Ordering data	
Version	

300 V/10 A/22...10 AWG
600 V/10 A/22...10 AWG

Qty. Qty.

600 V/30 A/22...8 AWG

Qty. Qty.

600 V/63 A/14...6 AWG

Qty. Qty.

600 V/25 A/22...8 AWG

Qty. Qty.

KrG 0248920000²⁾ 20 0667520000³⁾ 20
KrG 0297520000⁴⁾ 20 0328920000⁴⁾ 20

Neozed D 01

Type Cat. No. Qty.
TW HP (2.0) 0607000000* 20

Neozed D 02

Type Cat. No. Qty.
TW HP (2.0) 0607000000* 20

Diazed E 16

Type Cat. No. Qty.
TW HP (2.0) 0607000000* 20

End plate/partition (thickness mm)	
PA	Type Cat. No. Qty.
HP	for
	TW (2.0) 0607000000

Cross-connection	
	QL
	SS

Fixing screws for cross-connections

Fuse inserts	
1 1/4" x 1/4"	Nominal current (A): 0.5 fast
	1.0 fast
	2.0 fast
	3.0 fast
	5.0 fast
	7.0 fast
	10.0 fast

Fuse insert	
E 0.5 A	0533800000
E 1 A	0525500000
E 2 A	0294500000
E 3 A	0295700000
E 5 A	0294600000
E 7 A	0295800000
E 10 A	0293900000

QL 2	0328000000	20
QL 3	0328100000	20
QL 4	0328200000	20
QL 10	0339000000	20

QL 2	0207800000	20
QL 3	0207900000	20
QL 4	0208000000	20
QL 10	0338900000	20

QL 2	0207800000	20
QL 3	0207900000	20
QL 4	0208000000	20
QL 10	0338900000	20

SS M 4 0136400000 100
BS M 4x9 0103300000 100

Gauge ring	
Amp. Colour Cat. No. Qty.	
P 14/2 prk	0138000000 50
P 14/4 brown	0138100000 50
P 14/6 green	0328600000 50
P 14/10 red	0328700000 50

SS M 4 0136400000 100
BS M 4x9 0103300000 100

Gauge ring	
Amp. Colour Cat. No. Qty.	
P 18/20 Blue	0361800000 50
P 18/25 yellow	0361900000 50
P 18/35 black	0362000000 50
P 18/50 white	0362100000 50

SS M 4 0136400000 100
BS M 4x9 0103300000 100

Gauge ring	
Amp. Colour Cat. No. Qty.	
P 16/10 red	0208900000 100
P 16/16 grey	0209000000 100
P 16/20 Blue	0209100000 100

G fuse inserts 5 x 30 mm
(500 V~/0.032...6.3 A).
Available from Wickmann-Werke GmbH,
Annstr. 113, 58453 Witten, Germany, Phone ++492302/6620

D fuse inserts	
Rated voltage 400 V	
E 14/2	0137400000 10
E 14/4	0137500000 10
E 14/6	0328300000 10
E 14/10	0328400000 10
E 14/16	0328500000 10

Rated voltage 400 V	
E 18/20	0361300000 10
E 18/25	0361400000 10
E 18/35	0361500000 10
E 18/50	0361600000 10
E 18/63	0361700000 10

Rated voltage 500 V	
E 10 A	0208500000 25
E 16 A	0208600000 25
E 20 A	0208700000 25
E 25 A	0208800000 25

Screw cap (spare)	
red	SK (5 x 30) 0282000000 20
black	SK (1/4"x1 1/4") 0428900000 20

SK 0339410000 20

SK 0359310000 20

SK 0284110000 20

Marking tags	
	DEK Standard

DEK 5 see "Accessories"

DEK 5 see "Accessories"

DEK 5 see "Accessories"

DEK 5 see "Accessories"

Mounting rails, end brackets, further marking material see "Accessories"

*only for TS 32

** Also for 440 V- with neozed marina fuse
*** Current for overload up to 10 A, for short circuit up to 25 A

³⁾ For fuse inserts 1 1/4" x 1/4" DEF 63
⁴⁾ For fuse inserts 5 x 30

Fuse terminals

SAKS 4 USA



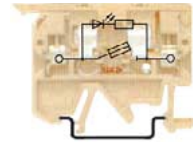
UL		
24/75/73		
24/75/66		
14 mm/M 4/5.5 x 1		
400 V/30 A/10 mm ²		
6 kV/3		
1.2...2.4		
4		
0.5...16		
1.5...10		
0.5...10		
0.5...10		
B 6		
(QL 2...5) 47		
(QL 6...10) 36		
600 V/30 A/20...8 AWG		
600 V/30 A/22...8 AWG		
	Qty.	Qty.
0162220000	20	0178220000
10.3 x 38,1		
Type	Cat. No.	Qty.
TW HP (2.0)	0607000000	20
QL 2	0328000000	20
QL 3	0328100000	20
QL 4	0328200000	20
QL 10	0339000000	20
SS M 4	0136400000	100
BS M 4 x 9	0103300000	100
SK (w. spring)	0161730000	20
DEK 5	see "Accessories"	

Fuse terminals with fault indicator



Dimensions/approvals	
Terminal width (+ 0.2 assembly tolerance)	mm 8
Insulation stripping length	mm 9
Connection data	
Screw connection, solid	
Screw connection, flexible/ferrule with/without plastic collar	
Conductor cross-section	
VDE rated data	
Current	
Voltage	
LED-current (24...60 V)	
LED-current (115...230 V)	
LED-current (24...230 V)	
Incandescent lamp-current	
Neon lamp-current	
Cross-section	
Ordering data	
↔ 24 V~	ASK 1 LD 8050810000 25
↔ 24 V~	ASK 1 LD 0222760000 25
↔ 48 V~	ASK 1 LD 0225260000 25
↔ 60 V~	ASK 1 LD 0226460000 25
↔ 115 V~	ASK 1 LD 0225460000 25
↔ 230 V~	ASK 1 LD 0225660000 25
24 V~	ASK 1 LD 0222860000 25
48 V~	ASK 1 LD 0225360000 25
60 V~	ASK 1 LD 0226360000 25
115 V~	ASK 1 LD 0225560000 25
230 V~	ASK 1 LD 0225760000 25
Mountable on	
TS 32 and TS 35	
Accessories	
Mounting rail	
End brackets (thickness mm)	
for TS 32	
for TS 35	
End plate/End plate (thickness mm)	
Cross-connections	
Type 'QL'	
Cross-connection	
Type 'QB'	
Fixing screw (fits QL)	
Disconnect lever (spare)	
TH (spare)	0377060000 100
Mounting rails, end brackets, further marking material see "Accessories"	

ASK 1 LD

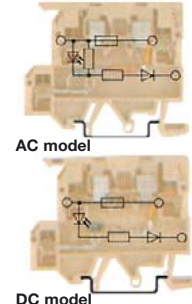


Warning:
In the event of a faulty fuse, the connection system is live!

UL		
0.5...4 mm ²		
0.5...4 mm ²		
AWG 22...12		
6.3 A		
24...230 V (depending on terminal)		
≤ 2 mA		
≤ 2 mA		
4 mm ²		
Type	Cat. No.	Qty.
ASK 1 LD	8050810000	25
ASK 1 LD	0222760000	25
ASK 1 LD	0225260000	25
ASK 1 LD	0226460000	25
ASK 1 LD	0225460000	25
ASK 1 LD	0225660000	25
ASK 1 LD	0222860000	25
ASK 1 LD	0225360000	25
ASK 1 LD	0226360000	25
ASK 1 LD	0225560000	25
ASK 1 LD	0225760000	25
Mountable on		
TS 32 and TS 35		
Accessories		
Mounting rail		
End brackets (thickness mm)		
End plate/End plate (thickness mm)		
Cross-connections		
Type 'QL'		
Cross-connection		
Type 'QB'		
QB 2 ¹⁾	0461100000	100
QB 3 ¹⁾	0461200000	50
QB 4 ¹⁾	0461300000	50
straight		
angled		
QB 58 ¹⁾	0545400000	
QB 58 ¹⁾	0545300000	
Fixing screw (fits QL)		
Disconnect lever (spare)		
TH (spare)	0377060000	100
Mounting rails, end brackets, further marking material see "Accessories"		

KDKS 1

Fuse insert 5x20



Warning:
In the event of a faulty fuse, the connection system is live!

UL		
0.5...4 mm ²		
0.5...4 mm ²		
AWG 22...12		
6.3 A		
24...230 V (depending on terminal)		
≤ 2 mA		
≤ 2 mA		
4 mm ²		
Type	Cat. No.	Qty.
KDKS 1	8146450000	25
KDKS 1	8148930000	25
KDKS 1	8148920000	25
KDKS 1	8142840000	25
KDKS 1	8148910000	25
Mountable on		
TS 32 and TS 35		
Accessories		
Mounting rail		
End brackets (thickness mm)		
End plate/End plate (thickness mm)		
Cross-connections		
Type 'QL'		
Cross-connection		
Type 'QB'		
QB 2 ¹⁾	0461100000	100
QB 3 ¹⁾	0461200000	50
QB 4 ¹⁾	0461300000	50
straight		
angled		
QB 58 ¹⁾	0545400000	
QB 58 ¹⁾	0545300000	
Fixing screw (fits QL)		
Disconnect lever (spare)		
TH (spare)	0377060000	100
Mounting rails, end brackets, further marking material see "Accessories"		

SAK-series

¹⁾When using QB, the rated cross-current reduces to max. 2.5 mm²

Fuse terminals

with fault indicator




Dimensions/approvals	
Width/length/height (mm)	with TS 32
Width/length/height (mm)	with TS 35 x 7.5
Terminal width (+ 0.2 assembly tolerance)	mm
Insulation stripping length/clamping screw/screwdriver blade	
Connection data	
Screw connection, solid	
Screw connection, flexible	
Conductor cross-section	
Further technical data	
Tightening torque range	Nm
Torque setting with electric screwdriver type DMS 2	
VDE rated data	
Voltage/current	
LED-current (24...60 V)	
LED-current (115...230 V)	
Incandescent lamp-current	
Neon lamp-current	
Cross-section	

Ordering data		Voltage
Fuse insert		
5 x 20	LED	24 V~
Acc. to IEC 60127-2 (VDE 0820 T.2 BI 1)		
without indicator		24 V~
		48 V~
		48 V~
	Incandescent lamp	24 V=
		48 V=
	Neon lamp	115 V=
		230 V=
Fuse insert		
5 x 25	LED	24 V~
Acc. to DIN 41576		
without indicator		48 V=
	Incandescent lamp	48 V=
	Neon lamp	115 V=
		230 V=

Accessories	
Mounting rail	
End brackets (thickness mm)	for TS 32 for TS 35
End plate (thickness mm)	
Cross-connection	
Type 'QL'	
Cross-connection	
Type 'QB'	
Fixing screw (fits QL)	
Screw cap (spare)	
Neon lamp	

SAKS 1

Fuse insert 5x20/5x25



Warning:
In the event of a faulty fuse, the connection system is live!

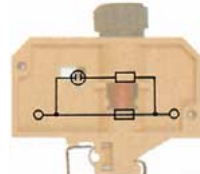
Dimensions/approvals	
Width/length/height (mm)	
Terminal width (+ 0.2 assembly tolerance)	mm
Insulation stripping length/clamping screw/screwdriver blade	
Connection data	
Screw connection, solid	
Screw connection, flexible	
Conductor cross-section	
Further technical data	
Tightening torque range	Nm
Torque setting with electric screwdriver type DMS 2	
VDE rated data	
Voltage/current	
LED-current (24...60 V)	
LED-current (115...230 V)	
Incandescent lamp-current	
Neon lamp-current	
Cross-section	

Type	Cat. No.	Qty.
SAKS 1 LD		
5 x 20 LED	0371420000	10 0225820000 10
Acc. to IEC 60127-2 (VDE 0820 T.2 BI 1)	1111220000	10 1111320000 10
without indicator		
		0214020000 10
SAKS 1 GL		
	0173220000	10
	0378920000	10
SAKS 1 GL		
Neon lamp	0385320000	10 8068330000 10
	0306120000	10 0199920000 10
SAK 1 LD		
on demand		
SAKS GL		
on demand		
SAKS 1 GL		
	0309320000	10 0198620000 10

Type	Cat. No.	Qty.
TS 32	0122800000	
TS 35x7.5	0383400000	
TS 35x15	0498000000	
EWK 1 (8.5)	0206160000	50
EW 35 (8.5)	0383560000	50
AP KrG (3)	0191320000	20
SK (5 x 20)	0282100000	20
SK (5 x 25)	0282000000	100

SAKS 4

Fuse insert E14/D 01
(e.g. Neozed D 01)



Warning:
In the event of a faulty fuse, the connection system is live!

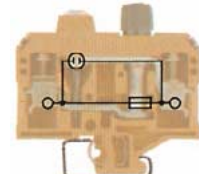
Dimensions/approvals	
Width/length/height (mm)	
Terminal width (+ 0.2 assembly tolerance)	mm
Insulation stripping length/clamping screw/screwdriver blade	
Connection data	
Screw connection, solid	
Screw connection, flexible	
Conductor cross-section	
Further technical data	
Tightening torque range	Nm
Torque setting with electric screwdriver type DMS 2	
VDE rated data	
Voltage/current	
LED-current (24...60 V)	
LED-current (115...230 V)	
Incandescent lamp-current	
Neon lamp-current	
Cross-section	

Type	Cat. No.	Qty.
SAKS 4		
TS 32 Neon lamp		
Voltage		
115 V=	0101820000	10
480 V=	0102120000	10

Type	Cat. No.	Qty.
TS 32	0122800000	
EWK 1 (8.5)	0206160000	50

SAKS 6

Fuse insert 11/4" x 1/4"
acc. to DEF 63



Warning:
In the event of a faulty fuse, the connection system is live!

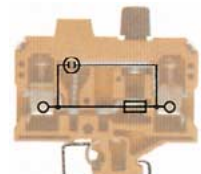
Dimensions/approvals	
Width/length/height (mm)	
Terminal width (+ 0.2 assembly tolerance)	mm
Insulation stripping length/clamping screw/screwdriver blade	
Connection data	
Screw connection, solid	
Screw connection, flexible	
Conductor cross-section	
Further technical data	
Tightening torque range	Nm
Torque setting with electric screwdriver type DMS 2	
VDE rated data	
Voltage/current	
LED-current (24...60 V)	
LED-current (115...230 V)	
Incandescent lamp-current	
Neon lamp-current	
Cross-section	

Type	Cat. No.	Qty.
SAKS 6 KrG	0531820000	40
for 1 1/4" x 1/4" acc. to DEF 63		
Voltage		
115 V=	0101820000	10
480 V=	0102120000	10
exchangeable neon lamps		
(please order separately)		

Type	Cat. No.	Qty.
TS 32	0122800000	
EWK 1 (8.5)	0206160000	50
AP KrG	0146720000	20
QL 2	0191400000	50
QL 3	0191500000	50
QL 4	0191600000	20
QL 10	0338800000	20
BSM 3x6 m.SS	0346200000	100
Neon lamp 230 V~	0550300000	
Neon lamp 115 V~	0550200000	

SAKS 7

Fuse insert 5x20/5x25



Warning:
In the event of a faulty fuse, the connection system is live!

Dimensions/approvals	
Width/length/height (mm)	
Terminal width (+ 0.2 assembly tolerance)	mm
Insulation stripping length/clamping screw/screwdriver blade	
Connection data	
Screw connection, solid	
Screw connection, flexible	
Conductor cross-section	
Further technical data	
Tightening torque range	Nm
Torque setting with electric screwdriver type DMS 2	
VDE rated data	
Voltage/current	
LED-current (24...60 V)	
LED-current (115...230 V)	
Incandescent lamp-current	
Neon lamp-current	
Cross-section	

Type	Cat. No.	Qty.
SAKS 7 KrG		
for 5 x 25	0576120000	40
SAKS 7 KrG		
for 5 x 20	0573120000	40
exchangeable neon lamps		
(please order separately)		

Type	Cat. No.	Qty.
TS 32	0122800000	
EWK 1 (8.5)	0206160000	50
AP KrG (3)	0146720000	20
QL 2	0207800000	20
QL 3	0207900000	20
QL 4	0208000000	20
QL 10	0338900000	20
BSM 4x9 m.SS	0133300000	100
Neon lamp 230 V~	0550300000	
Neon lamp 115 V~	0550200000	

Fuse inserts and gauge rings for Weidmüller fuse terminals




Fuse inserts

for terminal type	Size (mm)	Rated voltage (V)	Rated current (A)	Type	Cat. No.	Qty.			
G fuse inserts 5 x 20 without indicator acc. to IEC 60127-2 (VDE 0820 T.2 Bl 1)									
SAKS 1	5 x 20 Breaking capacity 1500 A (at 250 V, 50 Hz, cos φ = 0.7)	250	0.1 (F)	G 20/0.10A/F	0430300000	10			
SAKS 7			0.2 (F)	G 20/0.20A/F	0430400000	10			
ASK 1			0.25 (F)	G 20/0.25A/F	0430500000	10			
WSI 6 			0.5 (F)	G 20/0.50A/F	0430600000	10			
			0.63 (F)	G 20/0.63A/F	0430900000	10			
			1.0 (F)	G 20/1.00A/F	0430700000	10			
			1.6 (F)	G 20/1.60A/F	0430800000	10			
			2.0 (F)	G 20/2.00A/F	0430900000	10			
			2.5 (F)	G 20/2.50A/F	0431000000	10			
			3.15 (F)	G 20/3.15A/F	0431100000	10			
			4.0 (F)	G 20/4.00A/F	0431200000	10			
			5.0 (F)	G 20/5.00A/F	0431300000	10			
			6.3 (F)	G 20/6.30A/F	0431400000	10			
G fuse inserts 5 x 25 with indicator acc. to DIN 41576¹⁾									
SAKS 1	5 x 25 m. K.1) Breaking capacity 80 A (at 250 V, 50 Hz, cos φ = 1)	250	0.25 (M)	G 25/0.25A/M	0546900000	10			
SAKS 7			0.5 (M)	G 25/0.50A/M	0510300000	10			
WSI 6 			0.8 (M)	G 25/0.80A/M	0646400000	10			
			1 (M)	G 25/1.00A/M	0265800000	10			
			10 (M) ⁵⁾	G 25/10.0A/M	0193100000	10			
			2 (F)	G 25/2.00A/F	0192700000	10			
			4 (F)	G 25/4.00A/F	0192800000	10			
			6.3 (F)	G 25/6.30A/F	0192900000	10			
			Fuse inserts 1 1/4" x 1/4" without indicator acc. to BS 88						
			SAKS 3 ²⁾	33 kA Breaking capacity 33 kA fast	440	E 0.5 A	GZ 0.5A/F	0533800000	10
SAKS 6 	E 1 A	GZ 1.0A/F	0525500000			10			
	E 2 A	GZ 2.0A	0294500000			10			
	E 3 A	GZ 3.0A	0295700000			10			
	E 5 A	GZ 5.0A	0294600000			10			
	E 7 A	GZ 7.0A	0295800000			10			
	E 10 A	GZ 10.0A	0293900000			10			
D fuse inserts E 16 with indicator acc. to DIN 49360 (diazed)									
SAKS 2 	E 10 A E 16 A E 20 A E 25 A	500	10	E 16/10A RT	0208500000	25			
			16	E 16/16A GR	0208600000	25			
			20	E 16/20A BL	0208700000	25			
			25	E 16/25A GE	0208800000	25			
D fuse inserts E 14 Size D 01 and E 18 size D 02 with indicator acc. to DIN 49522 (neozed)³⁾									
SAKS 4 ⁴⁾ 	E 14/2 E 14/4 E 14/6 E 14/10 E 14/16 E 18/20	400	2	E 14/2A RS	0137400000	10			
			4	E 14/4A BR	0137500000	10			
			6	E 14/6A GN	0328300000	10			
			10	E 14/10A RT	0328400000	10			
			16	E 14/16A GR	0328500000	10			
			20	E 18/20A BL	0361300000	10			
SAKS 5 	E 18/25 E 18/35 E 18/50 E 18/63	400	25	E 18/25A GE	0361400000	10			
			35	E 18/35A SW	0361500000	10			
			50	E 18/50A WS	0361600000	10			
			63	E 18/63A KU	0361700000	10			

(F) = fast
(M) = medium-delayed action

- Note:**
- 1) The SIBA company also supplies 5 x 25 G fuse inserts with indicators in a shipbuilding model for 450 V AC.
 - 2) 5 x 30 (500 V AC) fuse inserts for SAKS 3 are available from the WICKMANN company
 - 3) The LINDNER company also supplies neozed fuse cartridges in an additional shipbuilding mode for 440 V AC.
 - 4) Fuse cartridges with the dimensions 1"x1/4" ≅ 25.4x6.35 mm and 13/32"x1 1/8" ≅ 10.3x38.1 mm are not included in product line.
 - 5) Only for SAKS 1 and SAKS 7.

Gauge rings

For terminal type	Gauge ring type	Amp.	Colour	Type	Cat. No.	Qty.
SAKS 4 and 4/35 	P 14/2	2	Pink	P 14/2D01 RS	0138000000	50
	P 14/4	4	Brown	P 14/4D01 BR	0138100000	50
	P 14/6	6	Green	P 14/6D01 GN	0328600000	50
	P 14/1	10	Red	P 14/10D01 RT	0328700000	50
	SAKS 5 and 5/35 	P 18/20	20	Blue	P 18/20D02 BL	0361800000
P 18/25		25	Yellow	P 18/25D02 GE	0361900000	50
P 18/35		35	Black	P 18/35D02 SW	0362000000	50
P 18/50		50	White	P 18/50D02 WS	0362100000	50
SAKS 2 and 2/35 	P 16/10	10	Red	P 16/10 RT	0208900000	100
	P 16/16	16	Grey	P 16/16 GR	0209000000	100
	P 16/20	20	Blue	P 16/20 BL	0209100000	100

Disconnect test terminals


SAKR SAKR/35



SAKR-D SAKR-D/35



DKT 4 DKT 4/35



DKT 4 V DKT 4 V/35



Dimensions/approvals		SAKR SAKR/35	SAKR-D SAKR-D/35	DKT 4 DKT 4/35	DKT 4 V DKT 4 V/35
Width/length/height (mm)	with TS 32	6.5/42/40.5/54.5 (opened)	6.5/42/40.5/57 (with DLS 2)	6/65/56.5/70 (opened)	6/65/56.5/70 (opened)
Width/length/height (mm)	with TS 35 x 7.5	6.5/46/38/52	6.5/46/38/54.5	6/65/56.5/70	6/65/56.5/70
Insulation stripping length/clamping screw/screwdriver blade		8 mm/M 3/3.5 x 0.6	8 mm/M 3/3.5 x 0.6	9 mm/M 3/3.5 x 0.6	9 mm/M 3/3.5 x 0.6
Rated data					
Rated voltage/current/cross-section		400 V ⁶⁾ /10 A/4 mm ²	400 V/10 A/4 mm ²	400V/10 A/4 mm ²	400 V/10 A/4 mm ²
Rated impulse voltage/pollution severity		6 kV/3	6 kV/3	6 kV/3	6 kV/3
Further technical data					
Tightening torque range		Nm 0.5...1.0/0.5 StB	0.5...1.0/0.5 StB	0.5...1.0/0.5 StB	0.5...1.0/0.5 StB
Torque setting with electric screwdriver type DMS 2		2/1	2/1	2/1	2/1
Clampable conductor					
Solid H07V-U		mm ² 0.5...4	0.5...4	0.5...4	0.5...4
Stranded H07V-R		mm ² 1.5...4	1.5...4	1.5...4	1.5...4
Flexible H07V-K		mm ² 0.5...4	0.5...4	0.5...4	0.5...4
Flexible H07V-K and ferrule according to DIN 46 228/1		mm ²			
With/without plastic insulating collar		mm ² 0.5...4	0.5...4	0.5...4	0.5...4
Plug gauge according to 60 947-7-1		Size A 3	A 3	A 3	A 3
Continuous current rating of cross-connection 2...5-pole		A (QB 2...25) 10	(QB 2...25) 10	(QB 2...4) 10	(QB 2...4) 10
Continuous current rating of cross-connection 6...10-pole		A			
Rated data according to UL/CSA					
Voltage/current/conductor size		UL 300 V/10 A/26...12 AWG	300 V/10 A/26...12 AWG	300 V/10 A/22...12 AWG	300 V/10 A/22...12 AWG
Voltage/current/conductor size		CSA 300 V/10 A/26...12 AWG	300 V/10 A/22...12 AWG	300 V/10 A/26...12 AWG	300 V/10 A/26...12 AWG
Ordering data		Type Qty.	Type Qty.	Type Qty.	Type Qty.
KrG		0412120000 100			
PA		0412160000 100 0172160000 100	0412960000 ¹⁾ 100 0299960000 ²⁾ 50	0687360000 50 0687460000 50	
With diode PA			0413060000 ³⁾ 50 0185760000 ³⁾ 50		
Without diode PA			0263660000 ³⁾ 50 0299560000 ³⁾ 50		
Blue PA		0412180000 100 0172180000 100			
Orange PA		1461960000 100			
KrG		0412220000 100			
With 2 StB ⁵⁾		0412260000 100 0183360000 100	0546460000 ¹⁾ 100	0327860000 50 0327960000 50	1304860000 50 1304960000 50
With 2 StB ⁵⁾		0412280000 100 0183380000 100	0413160000 ²⁾ 50		
With 2 StB ⁵⁾		0412280000 100 0183380000 100			
With 2 StB ⁵⁾		0412280000 100 0183380000 100			
End plate (thickness mm)		Type Cat. No. Qty.	Type Cat. No. Qty.	Type Cat. No. Qty.	Type Cat. No. Qty.
KrG		AP (1.5) 0211320000 20	AP (1.5) 0211360000 20	AP (1.5) 0687560000 20	AP (1.5) 0687560000 20
PA		AP (1.5) 0211360000 20			
Blue PA		AP (1.5) 0211380000 20			
Partition (thickness mm)					
		TW HP (1.0) 0297100000 20	TW HP (1.0) 0297100000 20	TW HP (2.0) 0607000000 20	TW HP (2.0) 0607000000 20
Cross-connection					
QB 4		2-pole QB 2 ⁴⁾ 0482700000 100	QB 2 ⁴⁾ 0482700000 100	QB 2 ⁴⁾ 0482700000 100	QB 2 ⁴⁾ 0482700000 100
		3-pole QB 3 ⁴⁾ 0482800000 50	QB 3 ⁴⁾ 0482800000 50	QB 3 ⁴⁾ 0482800000 50	QB 3 ⁴⁾ 0482800000 50
		4-pole QB 4 ⁴⁾ 0482900000 50	QB 4 ⁴⁾ 0482900000 50	QB 4 ⁴⁾ 0482900000 50	QB 4 ⁴⁾ 0482900000 50
		25-pole QB 25 blank ⁴⁾ 0134000000 20	QB 25 blank ⁴⁾ 0134000000 20		
Contact sleeve (spare)					
Test plug		PS 2.3 0180400000 20	PS 2.3 0180400000 20	PS 2.3 0180400000 20	PS 2.3 0180400000 20
Diode plug (spare)					
without diode			DLS 2 0321060000 50		
with diode 1N4007			DLS 2 + 0630160000 50		
with diode 1N4007			DLS 2 - 0547760000 50		
with jumper			DLS 2 0547660000 25		
Marking tags		Print	Print	Print	Print
		DEK Standard DEK 6.5 see "Accessories"	DEK 6.5 see "Accessories"	DEK 6 see "Accessories"	DEK 6 see "Accessories"
Mounting rails, end brackets, further marking material see "Accessories"					


¹⁾ without DLS
²⁾ with DLS empty

³⁾ with DLS 1N4007
⁴⁾ When using QB the rated cross-current reduces to max. 2.5 mm²

⁵⁾ With DKT 4 only on upper terminal level
⁶⁾ As disconnect test terminal rated voltage 250 V

Disconnect test terminals

ASK 1 ASK 1/35



RU @

8/58/49

8/58/44

9 mm/M 3/3.5 x 0.6

500 V/19 A/4 mm²

6 kV/3

0.5...1.0

2

0.5...4

1.5...4

0.5...4

0.5...4

A 3

(QB 2...4) 10

300 V/15 A/12 max. AWG

300 V/6.3 A/26...12 AWG

Qty.

0456360000 100


0105260000 100

Type	Cat. No.	Qty.
AP (1.5)	0380360000	20
TW HP (2.0)	0607000000	20
QB 2 ⁴⁾	0461100000	100
QB 3 ⁴⁾	0461200000	50
QB 4 ⁴⁾	0461300000	50
multipole interruptable with group marking carrier SchS 2; 2-pole (Cat. No. 1359500000) 1000 mm (Cat. No. 0337400000)		
K sleeve	0553300000	100
DEK 5 FW	see "Accessories"	

Feed-through terminals with tab connection

AST 1 AST1/35

6.3
2.8



UL @ DNV

Dimensions/approvals	
Width/length/height (mm)	with TS 32
Width/length/height (mm)	with TS 35 x 7.5
Insulation stripping length/clamping screw/screwdriver blade	

6.5/58/53.5
6.5/58/46

AST 3 AST 3/35

6.3
2.8



UL @ DNV

6.5/40/47.5
6.5/44/40

AST 4 AST 4/35

6.3
2.8




UL @

6.5/40/47.5
6.5/44/40
9 mm/M 2.5/3.5 x 0.6

AST 5 AST 5/35

6.3
2.8



UL @ DNV

6.5/58/53.5
6.5/58/46
12 mm/M 3/3.5 x 0.6

Rated data	
Rated voltage/-current	500 V ¹⁾ /-
Rated cross-section for clamping yokes	-
Rated cross-section tab	6.3/2.8 mm
Rated Voltage VDE 0110/1.89/pollution severity	6 kV/3
Further technical data	
Tightening torque range	Nm
Torque setting with electric screwdriver type DMS 2	
Clampable conductor	
Solid H07V-U	mm ²
Stranded H07V-R	mm ²
Flexible H07V-K	mm ²
Flexible H07V-K and ferrule according to DIN 46 228/1	mm ²
Plug gauge according to 60 947-7-1	Size
Continuous current of terminal for conductor size	
Continuous current rating of cross-connection 2...5-pole	A
Continuous current rating of cross-connection 6...10-pole	A

Rated data according to UL/CSA	
Voltage/current/conductor size	UL
Voltage/current/conductor size	CSA
Ordering data	
	Version
	Slotted KrG
	Slotted blue KrG
	Slotted PA
	Unslotted KrG
	Unslotted blue KrG
	Unslotted PA

Type	Cat. No.	Qty.
AP (3.0)	0266420000	20
AP (1.5)	0266460000	20
PA	0474700000	20
HP	0607000000	20
HP	0319160000	100

Type	Cat. No.	Qty.
AP (3.0)	0298120000	20
AP (1.5)	0460560000	20
TW (1.5)	0130160000	20
TW (1.0)	0297100000	20
TSch 1	0319160000	100

Type	Cat. No.	Qty.
AP (3.0)	0298120000	20
AP (1.5)	0460560000	20
TW (1.5)	0130160000	20
TW (1.0)	0297100000	20
TSch 1	0319160000	100

Type	Cat. No.	Qty.
AP (3.0)	0266420000	20
AP (1.5)	0266460000	20
TW (1.0)	0474700000	20
TW (2.0)	0607000000	20
TSch 1	0319160000	100

End plate/partition/small partition (thickness mm)		
AP	TW	TSCH 1
		KrG
		Blue KrG
		PA
		HP
		HP
		Only for PA
		TSch 1

Cross-connection	
Q4	2-pole
	3-pole
	4-pole
	10-pole
	25-pole

Plug adapter	
	2-pole
	3-pole
	4-pole
	5-pole
	8-pole

Test plug/socket	
	Plug-test socket without using QL for TS 32
	PS
	StB

Insulation sleeve	
	IH 2.8
	IH 6.3

Marking tags	
	Print
	DEK
	Standard

Mounting rails, end brackets, further marking material see "Accessories"

¹⁾ with insulation sleeve
²⁾ shock proof with ADP 4 cover profiles ADP4 (see section "Accessories")

Feed-through terminals with tab connection

SAK 4 S SAK 4 S/35

6.3
2.8



Width/length/height (mm)	6.5/40/51.5
Width/length/height (mm)	6.5/40/49.5
Insulation stripping length/clamping screw/screwdriver blade	12 mm/M 3/3.5 x 0.6

Dimensions/approvals

Width/length/height (mm)	with TS 32	
Width/length/height (mm)	with TS 35 x 7.5	
Insulation stripping length/clamping screw/screwdriver blade	12 mm/M 3/3.5 x 0.6	

Rated data

Rated voltage/-current	500 V ¹⁾ /16 A
Rated cross-section for clamping yokes	4 mm ²
Rated cross-section tab	6.3/2.8 mm
Rated Voltage VDE 0110/1.89/pollution severity	6 kV/3

Further technical data

Tightening torque range	Nm	0.5...1.0
Torque setting with electric screwdriver type DMS 2		2

Clampable conductor

Solid H07V-U	mm ²	0.33...6
Stranded H07V-R	mm ²	1.5...4
Flexible H07V-K	mm ²	0.5...4
Flexible H07V-K and ferrule according to DIN 46 228/1	mm ²	0.5...4
Plug gauge according to 60 947-7-1	Size	A 4
Continuous current of terminal for conductor size		
Continuous current rating of cross-connection 2 pole	A	(QL 2...10) 36 A at 6 mm ²
Continuous current rating of cross-connection multipole	A	

Rated data according to UL/CSA

Voltage/current/conductor size	UL	300 V/13 A/26...12 AWG
Voltage/current/conductor size	CSA	300 V/13 A/26...12 AWG

Ordering data

Version

Slotted KrG		Qty.		Qty.
Slotted blue KrG				
Slotted PA				
Unslotted KrG				

0401220000	100
0401260000	100
0630360000	100

SAK 4 SS SAK 4 SS/35

6.3
2.8



Width/length/height (mm)	6.5/40/51.5
Width/length/height (mm)	6.5/40/49.5

Rated voltage/-current	500 V ¹⁾ /16 A
Rated cross-section for clamping yokes	-
Rated cross-section tab	2.5/1.0 mm ²
Rated Voltage VDE 0110/1.89/pollution severity	6 kV/3

Tightening torque range		
Torque setting with electric screwdriver type DMS 2		

Solid H07V-U	mm ²	0.33...6
Stranded H07V-R	mm ²	1.5...4
Flexible H07V-K	mm ²	0.5...4
Flexible H07V-K and ferrule according to DIN 46 228/1	mm ²	0.5...4
Plug gauge according to 60 947-7-1	Size	A 4
Continuous current of terminal for conductor size		
Continuous current rating of cross-connection 2 pole	A	(QL 2...10) 36 A at 6 mm ²
Continuous current rating of cross-connection multipole	A	

Voltage/current/conductor size	UL	300 V/13 A/18...14 AWG
Voltage/current/conductor size	CSA	300 V/13 A/18...14 AWG

0401220000	100
0479660000	100
0630460000	100
0352920000	10

SAKR F SAKR F/35

2.8



Width/length/height (mm)	6.5/42/40.5/54.5 (opened)
Width/length/height (mm)	6.5/42/40.5/32.5
Insulation stripping length/clamping screw/screwdriver blade	8 mm/M 3/3.5 x 0.6

Rated voltage/-current	250 V ¹⁾ /10 A
Rated cross-section for clamping yokes	4 mm ²
Rated cross-section tab	-/1.0 mm ²
Rated Voltage VDE 0110/1.89/pollution severity	6 kV/3

Tightening torque range	Nm	0.5...1.0
Torque setting with electric screwdriver type DMS 2		1

Solid H07V-U	mm ²	0.5...4
Stranded H07V-R	mm ²	1.5...4
Flexible H07V-K	mm ²	0.5...4
Flexible H07V-K and ferrule according to DIN 46 228/1	mm ²	0.5...2.5
Plug gauge according to 60 947-7-1	Size	A 3
Continuous current of terminal for conductor size		
Continuous current rating of cross-connection 2 pole	A	(QB 2...25) 10
Continuous current rating of cross-connection multipole	A	

Voltage/current/conductor size	UL	300 V/10 A/22...12 AWG
Voltage/current/conductor size	CSA	300 V/10 A/26...12 AWG

0663660000	100
6382870000	100
with 1 StB 6	

End plate/partition/small partition (thickness mm)

Type	Cat. No.	Qty.
AP (1.5)	0117920000	20
AP (1.5)	0117960000	20
AP (1.5)	0130160000	20
TW (1.0)	0297100000	20



Type	Cat. No.	Qty.
AP (1.5)	0117920000	20
AP (1.5)	0117970000	20
AP (1.5)	0117960000	20
TW (1.5)	0130160000	20
TW (1.0)	0297100000	20

Type	Cat. No.	Qty.
AP (1.5)	0211360000	20
TW (1.0)	0297100000	20

Cross-connection

QL 2	2-pole	QL 2	0130600000	100
QL 3	3-pole	QL 3	0130700000	100
QL 4	4-pole	QL 4	0130800000	50
QL 10	10-pole	QL 10	0338200000	20
QL 25	25-pole	QL 25	0338200000	20

BS M 3 x 4.5



BS M 3 x 24



BS M 3x4.5 1593210000 100

BS M 3x4.5 1593210000 100

QB 2*	0482700000	100
QB 3*	0482800000	50
QB 4*	0482900000	50
QB 25 blank*	0134000000	20

Test plug/socket



PS 2.3 0180400000 20

Insulation sleeve



IH 2.8	0386060000	100
IH 6.3	0386260000	100

IH 2.8	0386060000	100
IH 6.3	0386260000	100

IH 2.8 0386060000 200

Marking tags

1	2	3	4	5	6	DEK	Standard
---	---	---	---	---	---	-----	----------

DEK 6.5 see "Accessories"

DEK 6.5 see "Accessories"

DEK 6.5 see "Accessories"

Mounting rails, end brackets, further marking material see "Accessories"

¹⁾ With insulation sleeve

¹⁾ The conductor cross-section for the screw connection is reduced to 2.5 mm² when QB is used

Feed-through terminals with tab connection

DK 4 SS/35



DK 4 SS/35 only 2.8



DK 4 S DK 4 S/35



DK 4 S only 2.8 DK 4 S/35 only 2.8



Dimensions/approvals

Width/length/height (mm)	with TS 32
Width/length/height (mm)	with TS 35 x 7.5
Insulation stripping length/clamping screw/screwdriver blade	

Rated data

Rated voltage/-current	400 V ¹ /2 x 16 A
Rated cross-section for clamping yokes	-
Rated cross-section tab	6.3/2.8 mm
Rated Voltage VDE 0110/1.89/pollution severity	8 kV/3

Further technical data

Tightening torque range	Nm
Torque setting with electric screwdriver type DMS 2	

Clampable conductor

Solid H07V-U	mm ²
Stranded H07V-R	mm ²
Flexible H07V-K	mm ²
Flexible H07V-K and ferrule according to DIN 46 228/1	mm ²
With/without plastic insulation collar	
Plug gauge according to 60 947-7-1	Size
Continuous current of terminal for conductor size	
Continuous current rating of cross-connection 2 pole	A
Continuous current rating of cross-connection multipole	A

Rated data according to UL/CSA

Voltage/current/conductor size	UL	300 V/10 A/22...12 AWG
Voltage/current/conductor size	CSA	300 V/10 A/22...12 AWG

Ordering data


Version	PA
---------	----



6/54/60.5



6/54/60.5



6/54/59.5
6/54/60.5
9 mm/M 3/3.5 x 0.6



6/54/59.5
6/54/60.5
9 mm/M 3/3.5 x 0.6

End plate (thickness mm)



PA

Type	Cat. No.	Qty.
AP (1.5)	0631360000	20

Type	Cat. No.	Qty.
AP (1.5)	0631360000	20

Type	Cat. No.	Qty.
AP (1.5)	0631360000	20

Type	Cat. No.	Qty.
AP (1.5)	0631360000	20

Partition



for TS 32 HP

Type	Cat. No.	Qty.
TW HP (2.0)	0607000000	20

Type	Cat. No.	Qty.
TW HP (2.0)	0607000000	20

Type	Cat. No.	Qty.
TW HP (2.0)	0607000000	20

Type	Cat. No.	Qty.
TW HP (2.0)	0607000000	20

Small partition



TSch 6

Type	Cat. No.	Qty.
TSch 6	0190260000	100

Type	Cat. No.	Qty.
TSch 6	0190260000	100

Type	Cat. No.	Qty.
TSch 6	0190260000	100

Type	Cat. No.	Qty.
TSch 6	0190260000	100

Cross-connection



Q 3

2-pole	Q 2	0336400000	50
3-pole	Q 3	0336500000	50
4-pole	Q 4	0336600000	50
10-pole	Q 10	0368600000	20

2-pole	Q 2	0336400000	50
3-pole	Q 3	0336500000	50
4-pole	Q 4	0336600000	50
10-pole	Q 10	0368600000	20

2-pole	Q 2	0336400000	50
3-pole	Q 3	0336500000	50
4-pole	Q 4	0336600000	50
10-pole	Q 10	0368600000	20

2-pole	Q 2	0336400000	50
3-pole	Q 3	0336500000	50
4-pole	Q 4	0336600000	50
10-pole	Q 10	0368600000	20

Test plug/socket



StB

Plug test socket without using QL
Plug test socket for use with QL

StB 8.5	0215700000	50
---------	-------------------	----

StB 8.5	0215700000	50
---------	-------------------	----

StB 8.5	0215700000	50
---------	-------------------	----

StB 8.5	0215700000	50
---------	-------------------	----



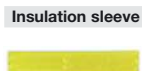
PS

PS 2.3	0180400000	20
--------	-------------------	----

PS 2.3	0180400000	20
--------	-------------------	----

PS 2.3	0180400000	20
--------	-------------------	----

PS 2.3	0180400000	20
--------	-------------------	----




IH 2.8	0386060000	100
IH 6.3	0386260000	100

IH 2.8	0386060000	100
IH 6.3	0386260000	100

IH 2.8	0386060000	100
IH 6.3	0386260000	100

IH 2.8	0386060000	100
IH 6.3	0386260000	100

Marking tags



DEK

Print

Standard

DEK 6	see "Accessories"
-------	-------------------

DEK 6	see "Accessories"
-------	-------------------

DEK 6	see "Accessories"
-------	-------------------

DEK 6	see "Accessories"
-------	-------------------

Mounting rails, end brackets, further marking material see "Accessories"

¹) With insulation sleeve

Feed-through terminals for wrap termination

DIN 41 611, Part 2 and
for spring-clip termination
DIN 41 611, Part 4

SAK 2.5 T

Pin 1 x 1



SAK 2.5 T

Pin 0.8 x 1.6



SAK 2.5 T

Pin 0.8 x 2.4



Dimensions/approvals		Ⓒ	Ⓒ	Ⓒ
Width/length/height (mm)	with TS 32	6/36.5/47.5/67	6/36.5/47.5/62	6/36.5/47.5/69
Insulation stripping length/clamping screw/screwdriver blade		12 mm/M 2.5/3.5 x 0.6	12 mm/M 2.5/3.5 x 0.6	12 mm/M 2.5/3.5 x 0.6
Rated data				
Rated voltage/current/cross-section		250 V/8 A/2.5 mm ²	250 V/10 A/2.5 mm ²	250 V/10 A/2.5 mm ²
Rated impulse voltage VDE 0110/1.89/pollution severity		4 kV/3	4 kV/3	4 kV/3
Further technical data				
Tightening torque range	Nm	0.4...0.7	0.4...0.7	0.4...0.7
Torque setting with electric screwdriver type DMS 2		1	1	1
Clampable conductor				
Solid H07V-U	mm ²	0.5...6	0.5...6	0.5...6
Stranded H07V-R	mm ²	0.5...2.5	0.5...2.5	0.5...2.5
Flexible H07V-K	mm ²	0.5...4	0.5...4	0.5...4
Flexible H07V-K and ferrule according to DIN 46 228/1	mm ²	0.5...2.5	0.5...2.5	0.5...2.5
Plug gauge according to IEC 60 947-1	Size	A 3	A 3	A 3
Continuous current of terminal for conductor size				
Continuous current rating of cross-connection 2-pole	A	(Q 2...10) 24	(Q 2...10) 24	(Q 2...10) 24
Continuous current rating of cross-connection multipole	A			
Rated data according to UL/CSA				
Voltage/current/conductor size	UL			
Voltage/current/conductor size	CSA	300 V/10 A/22...12 AWG	300 V/10 A/22...12 AWG	300 V/10 A/22...12 AWG
Ordering data		Pin	Version	
	Right		KrG	0108520000 100
	Horizontal right		KrG	0485920000 100
	Vertical left		KrG	0478820000 100
	Vertical right		KrG	0371020000 100
	2x vertical		KrG	0485020000 100
Right		PA	0108560000 ¹⁾ 100	
End plate (thickness mm)		Type	Cat. No.	Qty.
	KrG	AP (1.5)	0279520000	20
	PA	AP (1.5)	0279560000	20
AP (1.5)	KrG	AP (1.5)	0279520000	20
	PA	AP (1.5)	0279560000	20
Partition (thickness mm)		Type	Cat. No.	Qty.
	KrG	TW (2.5)	0302820000	20
	PA	TW (1.5)	0302860000	20
	HP	TW (0.5)	0197100000	20
	HP	TW (2.0)	0607000000	20
TSch 1	KrG	TSch 1	0319160000	100
	PA	TSch 1	0319160000	100
	2-pole	Q 2	0337000000	50
	3-pole	Q 3	0337100000	50
	4-pole	Q 4	0337200000	50
	10-pole	Q 10	0368700000	20
	Q 2**	0337000000	50	
Q 3**	0337100000	50		
Q 4**	0337200000	50		
Q 10**	0368700000	20		
Test plug/socket		Plug-test socket without using QL		
	PS	StB	StB 8.5 (ø 2.3)	0280600000 50
	PS 2.3	StB	PS 2.3	0180400000 20
	DEK	Standard	DEK 6	see "Accessories"
	DEK	Standard	DEK 6	see "Accessories"

** Not for Type 2 x vertical"

¹⁾ Shock-proof with ADP4 cover profile (see section "Accessories")

Feed-through terminals

Disconnect terminals for wrap connection acc. to DIN 41 611, Part 2 and for spring-clip connection acc. to DIN 41 611, Part 4

DK 4 T

Pin 1 x 1



DK 4 T

Pin 0.8 x 1.6



DK 4 T

Pin 0.8 x 2.4



SAKRT

Pin 1 x 1/0.8 x 2.4 and 0.8 x 1.6



Dimensions

Width/length/height (mm) with TS 32 
Insulation stripping length/clamping screw/screwdriver blade

6/50/58.5/75.5
9 mm/M 3/3.5 x 0.6

6/50/60.5/77.5
9 mm/M 3/3.5 x 0.6

6/50/67.5/84.5
9 mm/M 3/3.5 x 0.6

6/42/40.5/54.5
8 mm/M 3/3.5 x 0.6

Rated data

Rated voltage/current/cross-section
Rated impulse voltage VDE 0110/1.89/pollution severity

250 V/8 A/4 mm²
4 kV/3

250 V/10 A/4 mm²
4 kV/3

250 V/10 A/4 mm²
4 kV/3

250 V/6/8 A/4 mm²
4 kV/3

Further technical data

Tightening torque range Nm
Torque setting with electric screwdriver type DMS 2

0.5...1.0
1

0.5...1.0
1

0.5...1.0
1

0.5...1.0
2

Clampable conductor

Solid H07V-U mm²
Stranded H07V-R mm²
Flexible H07V-K mm²
Flexible H07V-K and ferrule according to DIN 46 228/1 mm²
With/without plastic insulating collar
Plug gauge according to IEC 60 947-1 Size

0.5...4
1.5...4
0.5...4
0.5...4
A3

0.5...4
1.5...4
0.5...4
0.5...4
A3

0.5...4
1.5...4
0.5...4
0.5...4
A3

0.5...4
1.5...4
0.5...4
0.5...4
A3

Continuous current of terminal block for conductor size
Continuous current rating of cross-connection 2-pole
Continuous current rating of cross-connection multipole

(Q 2...10) 32
A

(Q 2...10) 32
A

(Q 2...10) 32
A

(QB 2...10) 10
A

Rated data according to UL/CSA

Voltage/current/conductor size UL
Voltage/current/conductor size CSA



-
-

-
-

-
-

-
-

Ordering data

Pin	Type	Cat. No.	Qty.
	Right	PA	50
	Links	PA	
	Horizontal right	PA	
	Vertical right	PA	
	Vertical right	PA	50
	Vertical right	Blue PA	
	Vertical	PA	
	Vertical left	PA	

0536560000
0370460000¹⁾
0370360000¹⁾
1398460000¹⁾

0370460000¹⁾
0370360000¹⁾

0527760000¹⁾
0545060000

0587460000
0545060000
0469360000

DK 4 QT

bridgeable on both levels Right PA

1398460000¹⁾

End plate/partition (thickness mm)

Type	Cat. No.	Qty.
PA	AP (1.5)	0359260000 20
	AP (DK4 QT)	1397160000 20
Blue PA	AP (1.5)	0359280000 20
	TW (2.0)	0607000000 20

0359260000
1397160000
0359280000
0607000000

0359260000
0359280000
0607000000

0359260000
0607000000

0211360000
0607000000

Small partition

TSch 4 TSch 4 TSch 4

0363360000 100

0363360000 100

0363360000 100

Cross-connection/covers

Q 3	Q 4	Type	Cat. No.	Qty.
		2-pole	Q 2	0336400000 50
		3-pole	Q 3	0336500000 50
		4-pole	Q 4	0336600000 50
		10-pole	Q 10	0368600000 20
		QB 2*	0482700000 100	
		QB 3*	0482800000 50	
		QB 4*	0482900000 50	
		25-pole		
		QB 25 blank*	0134000000 20	

0336400000
0336500000
0336600000
0368600000
0482700000
0482800000
0482900000

0336400000
0336500000
0336600000
0368600000
0482700000
0482800000
0482900000

0336400000
0336500000
0336600000
0368600000
0482700000
0482800000
0482900000

0482700000
0482800000
0482900000
0134000000

Test plug/socket

Plug-test socket without using QL
StB PS

0215700000 50
0180400000 20

0215700000 50
0180400000 20

0215700000 50
0180400000 20

FW/FS dekafox 6 see "Accessories"

dekafox 6 see "Accessories"

dekafox 6 see "Accessories"

dekafox 6 see "Accessories"

Mounting rails, end brackets, further marking material see "Accessories"

* The conductor cross-section for the screw connection is reduced to 2.5 mm² when QB is used.
** Only to be used with PA-version


¹⁾ Shock-proof with ADP4 cover profile (see section "Accessories")

Feed-through terminals and disconnect test terminals


with solder connection

SAK 2.5/M.LS


With screen lug



SAK 2.5 L SAK 2.5 L/35



SAK 2.5 LL SAK 2.5 LL/35



SAKR L SAKR L/35

Disconnect terminal



Dimensions/approvals

Width/length/height (mm)	with TS 32	
Width/length/height (mm)	with TS 35 x 7.5	
Insulation stripping length/clamping screw/screwdriver blade		

Rated data

Rated voltage/current/cross-section	250 V/20 A/2.5/1.5 mm ²
Rated impulse voltage VDE 0110/1.89/pollution severity	4 kV/3

Further technical data

Tightening torque range	Nm	0.4...0.7
Torque setting with electric screwdriver type DMS 2		1

Clampable conductor

Solid H07V-U	mm ²	0.5...6
Stranded H07V-R	mm ²	0.5...2.5
Flexible H07V-K	mm ²	0.5...4
Flexible H07V-K and ferrule according to DIN 46 228/1	mm ²	0.5...2.5
Plug gauge according to 60 947-7-1	Size	A 3

Continuous current of terminal block for conductor size		
Continuous current rating of cross-connection 2-pole	A	(Q 2...10) 24
Continuous current rating of cross-connection multipole	A	

Rated data according to UL/CSA

Voltage/current/conductor size	UL	300 V/10 A/22...12 AWG
Voltage/current/conductor size	CSA	300 V/10 A/22...12 AWG

Ordering data

Type	Cat. No.	Qty.
KrG	0309120000	100
Blue KrG		
KrS		
PA		
Blue PA		
KrG		
PA		
Blue PA		

Type	Cat. No.	Qty.
KrG	0309120000	100
Blue KrG	0351470000	100
KrS		
PA		
Blue PA		
KrG		
PA		
Blue PA		

Type	Cat. No.	Qty.
KrG	0351420000	100
Blue KrG	0351470000	100
KrS		
PA		
Blue PA		
KrG	0351460000²⁾	0495060000²⁾
PA		
Blue PA	0544120000[*]	100
PA		
Blue PA	0544160000²⁾	100

Type	Cat. No.	Qty.
KrG	0323620000	100
Blue KrG	0323670000	100
KrS		
PA		
Blue PA		
KrG	0323660000²⁾	0567260000²⁾
PA		
Blue PA		

Type	Cat. No.	Qty.
KrG	0412360000	100
Blue KrG	0412380000	100
KrS		
PA		
Blue PA		
KrG	0412360000¹⁾	20
PA		
Blue PA	0412480000[*]	100

End plate/partition (thickness mm)

Type	Cat. No.	Qty.
KrG	0309220000	20
Blue KrG	0309270000	20
PA		
Blue PA		
PA	0302860000	20
HP	0297100000	20
HP	0607000000	20



Type	Cat. No.	Qty.
KrG	0309220000	20
Blue KrG	0309270000	20
PA		
Blue PA		
PA	0302860000	20
HP	0297100000	20
HP	0607000000	20

Type	Cat. No.	Qty.
KrG	0309220000	20
Blue KrG	0309270000	20
PA		
Blue PA		
PA	0302860000	20
HP	0297100000	20
HP	0607000000	20

Type	Cat. No.	Qty.
KrG	0309220000	20
Blue KrG	0309270000	20
PA		
Blue PA		
PA	0302860000	20
HP	0297100000	20
HP	0607020000	20

Type	Cat. No.	Qty.
KrG	0211360000¹⁾	20
Blue KrG	0211380000	20
PA		
Blue PA		
PA	0302860000	20
HP	0297100000	20
HP	0607000000	20

Small partition

Type	Cat. No.	Qty.
TSch 1	0319160000	100



Type	Cat. No.	Qty.
TSch 1	0319160000	100

Type	Cat. No.	Qty.
TSch 1	0319160000	100

Cross-connection

Type	Cat. No.	Qty.
Q 3	0337000000	50
Q 4	0337100000	50
3-pole	0337200000	50
4-pole	0368700000	20
10-pole		
25-pole		



Type	Cat. No.	Qty.
Q 2	0337000000	50
Q 3	0337100000	50
Q 4	0337200000	50
Q 10	0368700000	20

Type	Cat. No.	Qty.
Q 2	0337000000	50
Q 3	0337100000	50
Q 4	0337200000	50
Q 10	0368700000	20

Type	Cat. No.	Qty.
Q 2	0337000000	50
Q 3	0337100000	50
Q 4	0337200000	50
Q 10	0368700000	20

Type	Cat. No.	Qty.
QB 2**	0482700000	100
QB 3**	0482800000	50
QB 4**	0482900000	50
QB 25 blank**	0134000000	20

Test plug/socket

Type	Cat. No.	Qty.
StB		
PS		



Type	Cat. No.	Qty.
StB 8.5(ø23)	0280600000	50
StB 29.5(ø4)	0133400000	50
PS 2.3	0180400000	20
PS 4	0299600000	20

Type	Cat. No.	Qty.
StB 8.5(ø23)	0280600000	50
StB 29.5(ø4)	0133400000	50
PS 2.3	0180400000	20
PS 4	0299600000	20

Type	Cat. No.	Qty.
StB 8.5(ø23)	0280600000	50
StB 29.5(ø4)	0133400000	50
PS 2.3	0180400000	20
PS 4	0299600000	20

Type	Cat. No.	Qty.
PS 2.3	0180400000	20

Cover

Type	Cat. No.	Qty.
AD 4	0303400000	50
BSK M3x22	0128900000	100

Type	Cat. No.	Qty.
AD 4	0303400000	50
BSK M3x22	0128900000	100

Type	Cat. No.	Qty.
AD 4	0303400000	50
BSK M3x22	0128900000	100

Marking tags

Type	Cat. No.	Qty.
DEK	Standard	



Type	Cat. No.	Qty.
DEK 6	see "Accessories"	

Type	Cat. No.	Qty.
DEK 6	see "Accessories"	

Type	Cat. No.	Qty.
DEK 6	see "Accessories"	

Type	Cat. No.	Qty.
DEK 6.5	see "Accessories"	

Mounting rails, end brackets, further marking material see "Accessories"

* Soldering lug on left-hand side

** The conductor cross-section for the screw connection is reduced to 2.5 mm² when QB is used.

¹⁾ For TS 32 and TS 35

²⁾ Contact-proof cross-connection with ADP 4 cover profile (see "Accessories")

SAK-series

Disconnect test terminals with solder connections

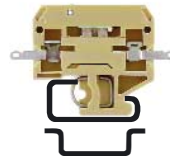
SAKR L

With 2 StB 6



SAKR LL

With 2 StB 6



SAKR LL

With 2 StB 6



Dimensions/approvals

Width/length/height (mm)	with TS 32	
Width/length/height (mm)	with TS 35 x 7.5	
Insulation stripping length/clamping screw/screwdriver blade		

Rated data

Rated voltage/current/cross-section	250 V/10 A/4/1.5 mm ²
Rated impulse voltage VDE 0110/1.89/pollution severity	4 kV/3

Further technical data

Tightening torque range	Nm	0.5...1.0
Torque setting with electric screwdriver type DMS 2		1

Clampable conductor

Solid H07V-U	mm ²	0.5...4
Stranded H07V-R	mm ²	1.5...4
Flexible H07V-K	mm ²	0.5...4
Flexible H07V-K and ferrule according to DIN 46228/1		
With/without plastic insulating collar	mm ²	0.5...4
Plug gauge according to 60 947-7-1	Size	A 3

Continuous current of terminal block for conductor size		
Continuous current rating of cross-connection 2 pole	A	(QB 2...25) 10
Continuous current rating of cross-connection multipole	A	

Rated data according to UL/CSA

Voltage/current/conductor size	UL
Voltage/current/conductor size	CSA

Ordering data

Type	Qty.	Qty.
KrG		
Blue KrG		
KrS		
PA	0518160000	100
Blue PA		
KrG		
KrS		
PA	0572660000	100
Blue PA		

6.5/50/40.5/54.5 (opened)

8 mm/M 3/3.5 x 0.6

250 V/10 A/4/1.5 mm²

4 kV/3

0.5...1.0

1

0.5...4

1.5...4

0.5...4

0.5...4

A 3

(QB 2...25) 10

A

6.5/58/40.5/54.5 (opened)

250 V/10 A/1.5 mm²

4 kV/3

300 V/10 A/22...12 AWG

Qty.

6.5/58/40.5/54.5 (opened)

250 V/10 A/1.5 mm²

4 kV/3

Qty.

0294260000 100

End plate/partition (thickness mm)

Type	Cat. No.	Qty.
KrG		
Blue KrG		
PA	AP (1.5) 0211360000	20
Blue PA	AP (1.5) 0211380000	20
PA		
HP	TW (0.5) 0474700000	20
HP	TW (2.0) 0607000000	20



Type Cat. No. Qty.

AP (1.5) **0211360000** 20
 AP (1.5) **0211380000** 20
 TW (0.5) **0474700000** 20
 TW (2.0) **0607000000** 20

Type Cat. No. Qty.

AP (1.5) **0211320000** 20
 AP (1.5) **0211360000** 20
 AP (1.5) **0211380000** 20
 TW (0.5) **0474700000** 20
 TW (2.0) **0607000000** 20

Type Cat. No. Qty.

AP (1.5) **0211320000** 20
 AP (1.5) **0211360000** 20
 AP (1.5) **0211380000** 20
 TW (0.5) **0474700000** 20
 TW (2.0) **0607000000** 20

Small partition



Cross-connection




QB 3	QB 4	QB 2**	0482700000	100
	2-pole	QB 3**	0482800000	50
	3-pole	QB 4**	0482900000	50
	4-pole			
	10-pole	QB 25 blank**	0134000000	20
	25-pole			

Test plug/socket



PS	PS 2.3	0180400000	20
----	--------	-------------------	----

Marking tags



DEK	Standard	DEK 6.5	see "Accessories"
-----	----------	---------	-------------------

Mounting rails, end brackets, further marking material see "Accessories"

* Soldering lug on left-hand side

** The conductor cross-section for the screw connection is reduced to 2.5 mm² when QB is used.

Disconnect test terminals with solder connections

TAL
2 solder connections



TAL
4 solder connections



SAKK 4

Ceramic feed-through terminals for use in high temperature ranges up to max. 210°C



SAKK 10



Dimensions/approvals

Width/length/height (mm) with TS 32 4/48/36/50 (opened)
Width/length/height (mm) with TS 35 x 7.5 4/54/36/50 (opened)
Insulation stripping length/clamping screw/screwdriver blade

Rated data

Rated voltage/current/cross-section 63 V/10 A/1.5 mm²
Rated impulse voltage VDE 0110/1.89/pollution severity 1.5 kV/3

Further technical data

Tightening torque range Nm
Torque setting with electric screwdriver type DMS 2

Clampable conductor

Solid H07V-U mm²
Stranded H07V-R mm²
Flexible H07V-K mm²
Flexible H07V-K and ferrule according to DIN 46 228/1 mm²
Plug gauge according to 60 947-7-1 Size
Continuous current of terminal block for conductor size
Continuous current rating of cross-connection 2 pole A
Continuous current rating of cross-connection multipole A

Rated data according to UL/CSA

Voltage/current/conductor size UL
Voltage/current/conductor size CSA

Ordering data

Type	Cat. No.	Qty.
KrG		
Blue KrG		
KrS		
PA	0212060000	100
Blue PA		
KrG		
KrS		
PA		
Blue PA		
Ceramic		

End plate/partition (thickness mm)

Type	Cat. No.	Qty.
AP		
TW		
KrG		
Blue KrG		
PA	AP (1.5) 0212260000	20
Blue PA		
PA		



Small partition



Cross-connection

Type	Cat. No.	Qty.
Q 3		
QB 4		
2-pole		
3-pole		
4-pole		
10-pole		
25-pole		



Additional accessories

Marking tags

Type	Cat. No.	Qty.
1		
2		
3		
4		
5		
6		

Mounting rails, end brackets, further marking material see "Accessories"

4/48/36/50 (opened)

4/54/36/50 (opened)

8/40/53

11.5/40/53

12 mm/M3/3.5 x 0.6
IEC 60 947-7-1

12 mm/M 4/5.5 x 1.0
IEC 60 947-7-1

800 V/32 A/4 mm²

800 V/57 A/10 mm²

0.5...1

1.2...2

0.5...6 mm²
0.5...4 mm²

2.5...16 mm²
2.5...10 mm²

A 4
35 A/6 mm²
36
36

B 6
63 A/16 mm²
47
36

SAKK 4 **1598080000** 50
AP/SAKK 4/10 **9502630000** 10

SAKK 10 **1598090000** 50
AP/SAKK 4/10 **9502630000** 10

Type	Cat. No.	Qty.
QL 2	9509420000	100
QL 3	9509430000	100
QL 4	9509440000	50
QL 10	9509450000	20
VH 13.5	0248500000	100
BS (M3 X 20)	0303000000	100

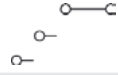
Type	Cat. No.	Qty.
QL 2	9509470000	100
QL 3	9509480000	50
QL 4	9509490000	50
QL 10	9509500000	20
VH 12.5	9509510000	50
BS (M3 X 20)	0303000000	100

SST **0152700000**
MEW 1/32 **0445600000**
EK 2 **0323100000**

SST **0152700000**
MEW 1/32 **0445600000**
EK 2 **0323100000**

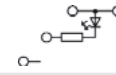

Feed-through terminals for initiators and actuators

DLI 2.5



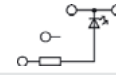
6/65/49	6/65/49
7 mm/M 2.5/3.5 x 0.6	7 mm/M 2.5/3.5 x 0.6

DLI 2.5 LD PNP



6/65/49	6/65/49
7 mm/M 2.5/3.5 x 0.6	7 mm/M 2.5/3.5 x 0.6

DLI 2.5 LD NPN



6/65/49	6/65/49
7 mm/M 2.5/3.5 x 0.6	7 mm/M 2.5/3.5 x 0.6

DLD 2.5



6/82/49	6/82/49
7 mm/M 2.5/3.5 x 0.6	7 mm/M 2.5/3.5 x 0.6

Dimensions/approvals

Width/length/height (mm)	with TS 35 x 7.5
Insulation stripping length/clamping screw/screwdriver blade	

Rated data according to IEC 60 947-7-1

Rated voltage/current/cross-section	250 V/20 A/2.5 mm ²
Rated impulse voltage/pollution severity	4 kV/3

Further technical data

Tightening torque range	Nm	0.4...0.6
Torque setting with electric screwdriver type DMS 2		1

Clampable conductor

Solid H07V-U	mm ²	0.5...4
Stranded H07V-R	mm ²	0.5...2.5
Flexible H07V-K	mm ²	0.5...4
Flexible H07V-K and ferrule according to DIN 46228/1	mm ²	0.5...2.5
Plug gauge according to 60 947-7-1	Size	A 3
Continuous current of terminal for conductor size		20 A/2.5 mm ²
Continuous current rating of cross-connection 2...5-pole	A	(Q 2...10) 20
Continuous current rating of cross-connection 6...10-pole	A	(Q 2...10) 20

Rated data according to UL/CSA

Voltage/current/conductor size	UL	300 V/10 A/26...12 AWG
Voltage/current/conductor size	CSA	300 V/10 A/26...12 AWG

Ordering data

	Standard	Cat. No.	Qty.
		1313360000	100
	with diode 1N4007		
	with LED red (5...30 V)	1578510000	100
	with LED green (5...30 V)	1578520000	100
	with LED and diode 1N4007		
	with LED and diode 1N4007		
	Block of 10 ¹⁾	(w/o) 1411360000	10
	Block of 10 ¹⁾	(with dekafix) 1579070000	10
	Fuse inserts		

End plate/Small partition

AP-DLI	AP-DLD	Part-AP	TSch 1	Type	Cat. No.	Qty.
				AP	1313260000	20
				TSch 1	0319160000	100

Test plug/plug socket

	StB 8.5	PS	StB 8.5 (ø23) 0215700000	50
			PS 2.3 0180400000	20

Cross-connection

Q 3	Q 2	Q 3	Q 4	Q 10	Q 20	Q 2	Q 3	Q 4	Q 10	Q 20	QL 2	VH 4.2	VQB1.5/50BL	VQB1.5/50RT	VQB1.5/50SW

VQB

	Snap fit, external cross-connection VQB 1.5.
	For cross-connections for more than 20 terminals, replace VH with VH 4.2 (134580) without internal thread

Group marking

WT 4	WT 4 1341060000	100	WT 4 1341060000	100	WT 4 1341060000	100	WT 4 1341060000	100
SF 10	SF 10 0332400000	1000	SF 10 0332400000	1000	SF 10 0332400000	1000	SF 10 0332400000	1000
SG 10	SG 10 0332500000	1000	SG 10 0332500000	1000	SG 10 0332500000	1000	SG 10 0332500000	1000

Cover

HP 4	ADP 0485400000	20	ADP 0485400000	20	ADP 0485400000	20	ADP 0485400000	20
	HP 4 0485860000	20	HP 4 0485860000	20	HP 4 0485860000	20	HP 4 0485860000	20

Marking tags


	DEK	Standard	DEK 6	see "Accessories"
--	-----	----------	-------	-------------------

Mounting rails, end brackets, further marking material see "Accessories"

1) DLI 2.5/35/10 = Block of 10 with built-in cross-connections * only in upper busbar

Feed-through terminals for initiators and actuators

DLA 2.5



6/65/49
7 mm/M 2.5/3.5 x 0.6
250 V**/17.5 A/2.5 mm ²
4 kV/3
0.4...0.6
1
0.5...4
0.5...2.5
0.5...4
0.5...2.5
A 3
20 A/2.5 mm ²
(Q 2...20) 20

300 V/10 A/26...12 AWG		
300 V/10 A/26...12 AWG		
Type	Cat. No.	Qty.
	1565970000	100
(w. dekafix) 1578380000	10	
(w/o dekafix) 1578390000	10	

Type	Cat. No.	Qty.
AP	1313260000	20
TSch 1	0319160000	100

StB8.5*(ø23) 0215700000	50
PS 2.3 0180400000	20


Q 2 1312500000	50
Q 3 1312600000	50
Q 4 1312700000	50
Q 10 1313100000	20
Q 20 1399800000	20

QL 2 0297200000	100
VH 4.2 1345800000	100
VQB1.5/50 BL 1633280000	5
VQB1.5/50 RT 1633290000	5
VQB1.5/50 SW 1635120000	5

WT 4 1341060000	100
SF 10 0332400000	1000
SG 10 0332500000	1000
ADP 0485400000	20
HP 4 0485860000	20

DEK 6	see "Accessories"
-------	-------------------

DLA 2.5/D



6/65/49
7 mm/M 2.5/3.5 x 0.6
250 V**/17.5 A/2.5 mm ²
4 kV/3
0.4...0.6
1
0.5...4
0.5...2.5
0.5...4
0.5...2.5
A 3
20 A/2.5 mm ²
(Q 2...20) 20

300 V/10 A/26...12 AWG		
300 V/10 A/26...12 AWG		
Type	Cat. No.	Qty.
	1578400000	100

Type	Cat. No.	Qty.
AP	1313260000	20
TSch 1	0319160000	100

StB8.5*(ø23) 0215700000	50
PS 2.3 0180400000	20


Q 2 1312500000	50
Q 3 1312600000	50
Q 4 1312700000	50
Q 10 1313100000	20
Q 20 1399800000	20

QL 2 0297200000	100
VH 4.2 1345800000	100
VQB1.5/50 BL 1633280000	5
VQB1.5/50 RT 1633290000	5
VQB1.5/50 SW 1635120000	5

WT 4 1341060000	100
SF 10 0332400000	1000
SG 10 0332500000	1000
ADP 0485400000	20
HP 4 0485860000	20

DEK 6	see "Accessories"
-------	-------------------

DLA 2.5/LD



6/65/49
7 mm/M 2.5/3.5 x 0.6
5-30 V/17.5 A/2.5 mm ²
0.8 kV/3
0.4...0.6
1
0.5...4
0.5...2.5
0.5...4
0.5...2.5
A 3
20 A/2.5 mm ²
(Q 2...20) 20

300 V/10 A/26...12 AWG		
5-30 V/10 A/26...12 AWG		
Type	Cat. No.	Qty.
	1578430000	100
	1578440000	100

Type	Cat. No.	Qty.
AP	1313260000	20
TSch 1	0319160000	100

StB8.5*(ø23) 0215700000	50
PS 2.3 0180400000	20


Q 2 1312500000	50
Q 3 1312600000	50
Q 4 1312700000	50
Q 10 1313100000	20
Q 20 1399800000	20

QL 2 0297200000	100
VH 4.2 1345800000	100
VQB1.5/50 BL 1633280000	5
VQB1.5/50 RT 1633290000	5
VQB1.5/50 SW 1635120000	5

WT 4 1341060000	100
SF 10 0332400000	1000
SG 10 0332500000	1000
ADP 0485400000	20
HP 4 0485860000	20

DEK 6	see "Accessories"
-------	-------------------

DLA 2.5/LD/D



6/65/49
7 mm/M 2.5/3.5 x 0.6
5-30 V/17.5 A/2.5 mm ²
0.8 kV/3
0.4...0.6
1
0.5...4
0.5...2.5
0.5...4
0.5...2.5
A 3
20 A/2.5 mm ²
(Q 2...20) 20

300 V/10 A/26...12 AWG		
5-30 V/10 A/26...12 AWG		
Type	Cat. No.	Qty.
	1578470000	100
	1578480000	100
	1578490000	10
	1578500000	10

Type	Cat. No.	Qty.
AP	1313260000	20
TSch 1	0319160000	100

StB8.5*(ø23) 0215700000	50
PS 2.3 0180400000	20

Q 2 1312500000	50
Q 3 1312600000	50
Q 4 1312700000	50
Q 10 1313100000	20
Q 20 1399800000	20

QL 2 0297200000	100
VH 4.2 1345800000	100
VQB1.5/50 BL 1633280000	5
VQB1.5/50 RT 1633290000	5
VQB1.5/50 SW 1635120000	5

WT 4 1341060000	100
SF 10 0332400000	1000
SG 10 0332500000	1000
ADP 0485400000	20
HP 4 0485860000	20

DEK 6	see "Accessories"
-------	-------------------

DLD 2.5/PE



6/74.5/49
7 mm/M 2.5/3.5 x 0.6
250 V**/17.5 A/2.5 mm ²
4 kV/3
0.4...0.6
1
0.5...4
0.5...2.5
0.5...4
0.5...2.5
A 3
20 A/2.5 mm ²
(Q 2...20) 20

300 V/10 A/26...12 AWG		
300 V/10 A/26...12 AWG		
Type	Cat. No.	Qty.
	1595950000	100

Type	Cat. No.	Qty.
AP	1595960000	20
AP (Part-AP)	1595970000	
TSch 1	0319160000	100

StB8.5*(ø23) 0215700000	50
PS 2.3 0180400000	20


Q 2 1312500000	50
Q 3 1312600000	50
Q 4 1312700000	50
Q 10 1313100000	20
Q 20 1399800000	20

QL 2 0297200000	100
VH 4.2 1345800000	100
VQB1.5/50 BL 1633280000	5
VQB1.5/50 RT 1633290000	5
VQB1.5/50 SW 1635120000	5

WT 4 1341060000	100
SF 10 0332400000	1000
SG 10 0332500000	1000
ADP 0485400000	20
HP 4 0485860000	20

DEK 6	see "Accessories"
-------	-------------------

KDKS1/PE



8/91/65
8 mm/M 3 ² /M 2.5 ³ /3.5 x 0.6
500 V/6.3 A/4 mm ²
6 kV/3
0.5...1 ² /0.4...0.7 ³
2/1 ^{***}
0.5...4
0.5...4
0.5...4
A 4 ² / A 3 ³

-/22...12 AWG		
Type	Cat. No.	Qty.
	9528110000	50
not combine with DLI / DLA		
Wemid	9532450000	50

5 x 20 without core indicator		
Type	Cat. No.	Qty.
AP	9503330000	50
AP Wemid	9532470000	50

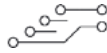
StB8.5*(ø23) 0215700000	50
PS 2.3 0180400000	20

Q 2 0461100000	50
Q 3 0461200000	50
Q 4 0461300000	50

** If the cross-connection runs via the PE connection of the DLA, or if a pole is generally skipped, the rated voltage is reduced to 30 V-
²) A4 clamping position = max 4 mm² ... ³) A3 clamping position = max 2.5 mm² ... ferrule with/without plastic insulating collar

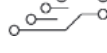
Feed-through terminals for initiators and motors

VLI 1.5



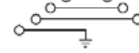
UL	6/79/64
Insulation stripping length/clamping screw/screwdriver blade	8 mm/M 2.5/3.5 x 0.6

VLI 1.5PE



UL	6/69/63
Insulation stripping length/clamping screw/screwdriver blade	8 mm/M 2.5/3.5 x 0.6

MAK 2.5



UL	6/88/64
Insulation stripping length/clamping screw/screwdriver blade	8 mm/M 2.5/3.5 x 0.6

Dimensions/approvals

Width/length/height (mm)	with TS 35 x 7.5
Insulation stripping length/clamping screw/screwdriver blade	8 mm/M 2.5/3.5 x 0.6

Rated data according to IEC 60 947-7-1

Rated voltage/current/cross-section	250 V/17.5 A/1.5 mm ²	250 V/17.5 A/1.5 mm ²	500 V (L-L)/250 V (L-PE) 24 A/2.5 mm ²
Rated impulse voltage/pollution severity	4 kV/3	4 kV/3	6 kV/3

Further technical data

Tightening torque range	Nm	0.4...0.6**	0.4...0.6	0.4...0.6
Torque setting with electric screwdriver type DMS 2		1	1	1

Clampable conductor

Solid H07V-U	mm ²	0.5...4.0	0.5...4.0	0.5...4.0
Stranded H07V-R	mm ²	0.5...2.5	0.5...2.5	0.5...2.5
Flexible H07V-K	mm ²	0.5...4	0.5...4	1.5...4
Flexible H07V-K and ferrule DIN 46 228/1	mm ²	0.5...2.5	0.5...2.5	0.5...2.5
Flexible H07V-K and ferrule with plastic insul. collar	mm ²	0.5...2.5	0.5...2.5	0.5...2.5
Plug gauge according to 60 947-7-1	Size	A3	A3	A3
Continuous current of terminal for conductor size		24 A/2.5 mm ²	24 A/2.5 mm ²	24 A/4 mm ²
Continuous current rating of cross-connection, multipole	A	24	24	24

Rated data according to UL/CSA

Voltage/current/conductor size	UL	300 V/10 A/26...12 AWG	300 V/10 A/26...12 AWG	300 V/10 A/26...12 AWG
Voltage/current/conductor size	CSA	300 V/10 A/26...12 AWG	300 V/10 A/26...12 AWG	300 V/10 A/26...12 AWG

Ordering data

Version	Cat. No.	Qty.	Cat. No.	Qty.	Cat. No.	Qty.
PA	1633250000	50	1633310000	50	1615270000	50
					1631650000	50

End plate/partition

Type	Cat. No.	Qty.	Type	Cat. No.	Qty.	Type	Cat. No.	Qty.	
End plate	AP VLI1.5	1633260000	20	APVLI1.5/PE	1633320000	20	AP MAK2.5	1615280000	20
Partial end plate for VLI1.5 – MAK2.5 combination	TEAP2 MAK2.5	1633330000	20	TEAP VLI1.5	1633270000	20	TEAP2 MAK2.5	1633330000	20
Partial end plate for VLI1.5 – VLI1.5PE combination	TEAP VLI1.5	1633270000	20	TEAP1 MAK2.5	1633340000	20	TEAP1 MAK2.5	1633340000	20
Partial end plate for VLI1.5PE – MAK2.5 combination									

Cross-connection

VQB 50-pole, snap-fit, external cross-connection	VQB1.5/50BL* 1633280000	5	VQB1.5/50BL* 1633280000	5	VQB1.5/50BL* 1633280000	5
	VQB1.5/50RT* 1633290000	5	VQB1.5/50RT* 1633290000	5	VQB1.5/50RT* 1633290000	5
	VQB1.5/50SW* 1635120000	5	VQB1.5/50SW* 1635120000	5	VQB1.5/50SW* 1635120000	5
					QB 25 SW* 0520000000	20
					QB 25 RT* 0520060000	20
					QB 25 BL* 0520080000	20




QB 25-pole external cross-connection

Group marking

Tag carrier	T 5	0348500000	100	T 5	0348500000	100	T 5	0348500000	100
for S 10 tags	SF 10	0332400000	1000	SF 10	0332400000	1000	SF 10	0332400000	1000
	SG 10	0332500000	1000	SG 10	0332500000	1000	SG 10	0332500000	1000

Marking tags

Marking tags	Print	DEK	Standard	DEK 5	see "Accessories"	DEK 5	see "Accessories"	DEK 5	see "Accessories"
--------------	-------	-----	----------	-------	-------------------	-------	-------------------	-------	-------------------



Mounting rails, end brackets, further marking material see "Accessories"

* When using cross-connection bridges, the connected cross-section is reduced by one level
 ** 0.4...0.45 for lower connection level

Disconnect test terminal against induced high voltage

PPT/35



SAKH 6



Measures to minimize risks of electric voltage peaks in control systems of power plants and transforming stations:

- Insulation between installation and control cable by pulling disconnect plugs.
- Grounding of control cable is possible on an appropriate location of the workplace.
- Easy connection of electric isolation of counting, control and communication circuits.





Electricity Supply Industry Standard ESI 12-4 1973

The Electricity Supply Industry Standard ESI 12-4 1973 defines a detailed specification of control and protection equipment. The main functions of these installations are as follows:

- Insulation of the control cables located in front of ground or installation lines with increased potential, which is required to prevent unintentional contact of service staff with live parts.
- Separation of control cables from local control circuits.
- Application also includes test connections for auxiliary control circuits and / or local control circuits.
- Grounding of control cables and / or auxiliary control circuits.
- Bundled disconnection of all auxiliary control circuits from potential earth.
- A test voltage can be applied using the screening connection of the control cable, which is normally routed on the enclosure, with the help of an appropriate separation. This permits to check whether the screening line is correctly functioning. For this test, an insulated feed-through plate is required.

ESI 12-4:

"Terminating Equipment for Pilot Cables subject to Induced Transient Voltages exceeding 650 V rms".

Dimensions/approvals		PPT/35		SAKH 6		
Width/length/height (mm)	with TS 35 x 7.5 	15/138/79				
Insulation stripping length/clamping screw/screwdriver blade		12 mm		12 mm		
Rated data according to IEC 60 947-7-1						
Rated voltage/current		15 kV ac (ESI 12-4)**/30 A		1 kV ac / 1.5 kV dc / 47 A		
Rated impulse voltage/pollution severity				>15 kV (from terminal to terminal)		
Clampable conductor						
Solid H07V-U	mm ²	0.5...10		0.5... 6		
Stranded H07V-R	mm ²	0.5...10*		0.5... 6		
Ordering data		Version	 Cat. No.	Qty.	 Cat. No.	Qty.
		EP	PPT/35 3835020000	10	SAKH 6 0126600000	50
		incl. disconnect plug and displacement tool (if min. 10 items are ordered)				
End plate		EP	AP/PPT (3) 3835120000	10	AP 0131700000	20
Disconnect plug			TST/PPT 3835360000	10		
Displacement tool		PA	PH/PPT 3835260000	10		
		The disconnect plug may only be removed with the displacement tool.				
Test plug/socket			PS (4) 0299600000	20		
			StB 17 0147100000	50		
Insulated mounting rail		PVC 35 x 1.5 mm	TSK 35 0514300000	1		
Marking tags		Print				
	 1 2 3 4 5 6	DEK Standard	DEK 5 see "Accessories"		DEK 5 see "Accessories"	
Mounting rails, end brackets, further marking material see "Accessories"						

SAK-series

* Also two push-on tabs are possible
** mounted on an insulated mounting rail

Rail mounting TS 15

Feed-through terminals
Protective conductor terminals
Fuse terminals
Disconnect test terminals

AKZ 1.5
AKZ 1.5/10



AKZ 2.5



AKZ 4
AKZ 4/10
AKZ 4 Wemid



AKZ 4 for test adapter
AKZ 4/10 for test adapter



Max. technical data		21.5 A / 2.5 mm ²	26 A / 4 mm ²	38.5 A / 6 mm ²	38.5 A / 6 mm ²
Dimensions/approvals		UL	UL	UL	UL
Width/length/height (mm)	with TS 15	5/25/25	5/25.5/28	6/27/30	60/27/30
Insulation stripping length/clamping screw/screwdriver blade		7 mm/M 2.5/3.0 x 0.5	7 mm/M 2.5/3.0 x 0.5	8 mm/M 3/3.5 x 0.6	9 mm/M 3/3.5 x 0.6
Rated data VDE 0611 Part 1/8.92/IEC 60 947-7-1					
Rated voltage/current/cross-section		250 V/17.5 A/1.5 mm ²	250 V/24 A/2.5 mm ²	400 V/32 A/4 mm ²	500 V/32 A/4 mm ²
Rated impulse voltage / pollution severity		4 kV/3	4 kV/3	6 kV/3	6 kV/3
Further technical data					
Tightening torque range	Nm	0.4...0.6	0.4...0.6	0.5...1.0	0.5...1.0
Torque setting with electric screwdriver type DMS 2		1	1	2	2
Clampable conductor					
Solid H07V-U	mm ²	0.5...2.5	0.5...4	0.5...6	0.5...6
Stranded H07V-R	mm ²	1.5	1.5...2.5	1.5...4	1.5...4
Flexible H07V-K	mm ²	0.5...1.5	0.5...4	0.5...4	0.5...4
Flexible H07V-K and ferrule DIN 46 228/1	mm ²	0.5...1.5	0.5...2.5	0.5...4	0.5...4
Flexible H07V-K and ferrule with plastic insul. collar	mm ²	0.5...1.5	0.5...2.5	0.5...4	0.5...4
Max. clamping range in mm ² /plug gauge acc. to IEC 60 947-1 Size		0.2...2.5 / A 1	0.13...4.0 / A 3	0.2...6.0 / A 3	0.2...6.0 / A 3
Continuous current rating of cross-connection 2-pole	A	24	24	32	32
Continuous current rating of cross-connection multipole	A	24	24	32	32
Rated data according to UL/CSA					
Voltage/current/conductor size	UL	150 V/15 A/22...14 AWG	300 V/10 A/26...12 AWG	300 V/27A/22...12 AWG	300V/27 A/22...12 AWG
Voltage/current/conductor size	CSA	300 V/10 A/24...16 AWG	300 V/10 A/26...12 AWG	300 V/10 A/24...12 AWG	300 V/10 A/24...12 AWG
Ordering data	Type	TS 15 Cat. No. Qty.	TS 15 Cat. No. Qty.	TS 15 Cat. No. Qty.	TS 15 Cat. No. Qty.
	KrG			0294320000 100	
	PA	0340460000 100	(with pin) 0697160000 100	0294360000 100	for test adapter 1538260000 100
	Blue PA	0340480000 100	(with pin) 0697180000 100	0294380000 100	
	PA	(10pol./no.mk.) 0358060000 10	(without pin) 0175960000 100	(10pol./no.mk.) 0359560000 10	w.mk./t.test ad. 1489360000 10
	PA	(10pol./w.mk.) 0358160000 10	AKZ 2.5 w. AP 0385860000 50	(10pol./w.mk.) 0359660000 10	ATA1,10-pole 1633240000 5
				AKZ4 Wemid 9537110000 100	

End plate (thickness mm)	Type	Cat. No.	Qty.	Type	Cat. No.	Qty.	Type	Cat. No.	Qty.	Type	Cat. No.	Qty.
	KrG						AP (1.5)	0340560000	50	AP (1.5)	0697360000	50
	Wemid						AP (2.5)	0697380000	50	AP (1.5)	0294460000	20
	PA						AP (2.5)	0697380000	50	AP (1.5)	0294480000	20
	Blue PA									AP (1.5)	0294480000	20
Partition (thickness mm)										TW (2.0)	0118900000	20
	KrG									TW (1.5)	0318560000	20
	PA						TW (1.5)	0318580000	20	TW (0.5)	0348260000	50
	Blue PA											
Small partition										TSch 4	0363360000	100
	PA									TSch 4	0363360000	100
Cross-connection												
							Q 2	0368200000	50	Q 2	0336400000	50
							Q 3	0368300000	50	Q 3	0336500000	50
							Q 4	0368400000	50	Q 4	0336600000	50
							Q 5	0660300000	20			
							Q 10	0368500000	20	Q 10	0368600000	20
Switchable cross-connection link										VL 2	0446700000	50
										VH 10	0446600000	50
	VL									BS M 2.5x14	0266800000	100
	BS									BS M 25x14	0266800000	100
	VH											
Cover/Profiled material for covers for finger-safety*												
										AD 4	0303400000	50
										BSKM 25x18	0303300000	100
										ADP 4 ¹⁾	1378160000	10
Test plug/socket												
	StB	Plug test socket can be used without QL	StB 8.5	0215700000	50		StB 8.5	0215700000	50	StB 8.5	0215700000	50
	PS											
	K sleeve		PS 2.3	0180400000	20		PS 2.3	0180400000	20	PS 2.3	0180400000	20
Marking tags												
		Print	DEK 5	see "Accessories"			DEK 5	see "Accessories"		DEK 6	see "Accessories"	
			DEK	Standard			DEK 6	see "Accessories"		DEK 6	see "Accessories"	

Mounting rails, end brackets, further marking material see "Accessories"

* not for terminals made from PA

¹⁾ Length: 300 mm

Rail mounting TS 15

AK 4 AK 4/10



38.5 A / 6 mm²

UL	UL	UL	UL	UL	UL
60/32/34	5/28/27	7/32/34	7/27.5/30	8/58/34	6.5/42/45
9 mm/M 3/3.5 x 0.6	7 mm/M 2.5/3.0 x 0.5	9 mm/M 3/3.5 x 0.6	9 mm/M 3/3.5 x 0.6	9 mm/M 3/3.5 x 0.6	8 mm/M 3/3.5 x 0.6
690 V/32 A/4 mm ²	IEC 60 947-7-2 -/-/2.5 mm ²	IEC 60 947-7-2 -/-/4 mm ²	-/-/4 mm ²	500 V/6.3 A ¹⁾ /4 mm ²	400 V ²⁾ /10 A/4 mm ²
8 kV/3	4 kV/3	8 kV/3		6 kV/3	6 kV/3
0.5...1.0	0.4...0.6	0.5...1.0	0.8...1.6	0.5...1.0	0.5...1.0
2	1	2	3	2	2
0.5...6	0.5...4	0.5...6	0.5...4	0.5...4	0.5...4
1.5...4	1.5...2.5	1.5...4	1.5...4	1.5...4	1.5...4
0.5...4	0.5...4	0.5...4	0.5...4	0.5...4	0.5...4
0.5...4	0.5...2.5	0.5...2.5	0.5...4	0.5...2.5	0.5...4
0.5...4	0.5...2.5	0.5...2.5	0.5...4	0.5...2.5	0.5...4
0.2...6.0 / A 3	0.13...4.0 / A 3	0.13...4.0 / A 3	0.5...4.0 / A 3	0.13...4.0 / A 3	0.13...4.0 / A 3
20				(QB 2...4) 10	(QB 2...4) 10
20					
	-/-/26...12 AWG	-/-/22...12 AWG	-/-/22...14 AWG	300 V/10 A/22...12 AWG	
	-/-/26...12 AWG	-/-/26...12 AWG	-/-/22...14 AWG	300 V/6.3 A/26...12 AWG	
TS 15	TS 15	TS 15	TS 15	TS 15	TS 15
Cat. No.	Cat. No.	Cat. No.	Cat. No.	Cat. No.	Cat. No.
Qty.	Qty.	Qty.	Qty.	Qty.	Qty.
0489560000 100	1303360000 100	0380260000 100	0211200000 50	0376860000 100	with 2 StB 0412860000 100
(10 pol./no mk.) 0366560000 10	(green/yellow)	(green/yellow)		5 x 20 without indicator	w. clamp.screw 0412760000 100
(10 pol./w.mk.) 0469560000 10					
Type	Type	Type	Type	Type	Type
BB 3 (8.0) 0366660000 50				AP (1.5) 0380360000 20	AP (1.5) 0211360000 20
combined AP + end brackets					
TW/AP (1.5) 1331760000 20					
TSch 4 0363360000 100					
Q 2 0369000000 50				QB 2 ¹⁾ insul. 0461100000 50	QB 2 ¹⁾ insul. 0482700000 50
Q 3 0369100000 50				QB 3 ¹⁾ insul. 0461200000 50	QB 3 ¹⁾ insul. 0482800000 50
Q 4 0369200000 50				QB 4 ¹⁾ insul. 0461300000 50	QB 4 ¹⁾ insul. 0482900000 50
Q 10 0369300000 20				3-pole ganging with tag bar SchS 2, snapped onto three disconnect levers (Cat. No. 0337400000)	QB 25 ¹⁾ blank 0134000000 20
AD 4 0303400000 50					
BSKM 25x18 0303300000 100					
StB 8.5 0215700000 50					
PS 2.3 0180400000 20				K sleeve 0553300000 100	PS 2.3 0180400000 20
DEK 6 see "Accessories"	DEK 5 see "Accessories"	DEK 6.5 see "Accessories"		DEK 6.5 see "Accessories"	DEK 6.5 see "Accessories"

AKE 2.5



AKE 4



AKE 4 MS



ASK 1

Fuse terminal



SAKR

Isolating blade terminal with 2 sockets or with 2 clamping screws



SAK-series

¹⁾ The conductor cross-section is * With contact sleeve 19 A reduced to max. 2.5 mm² when QB is used.

²⁾ As disconnect test terminal: rated voltage 250 V

Feed-through terminals for TS 15

Tab connection
Solder connection

AKZ 4 SS

AKZ 4 SS

AKZ 4 S

AKZ 4 SF



Dimensions/approvals	AKZ 4 SS	AKZ 4 SS	AKZ 4 S	AKZ 4 SF
Width/length/height (mm)	with TS 15 6/28.5/30.5	6/28.5/30.5	6/27/30	6/27/30
Insulation stripping length/clamping screw/screwdriver blade			9 mm/M 3/3.5 x 0.6	9 mm/M 3/3.5 x 0.6
Rated data				
Rated voltage*/current/cross-section	400 V/8 A/2.5/1 mm ²	400 V/8 A/1 mm ²	400 V/8 A/4/1 mm ²	400 V/8 A/4/1 mm ²
Rated impulse voltage VDE 0110/1.89/pollution severity	6 kV/3	6 kV/3	6 kV/3	6 kV/3
Further technical data				
Tightening torque range	Nm		0.5...1.0	0.5...1.0
Torque setting with electric screwdriver type DMS 2			2	2
Clampable conductor				
Solid H07V-U	mm ²		0.5...4	0.5...4
Stranded H07V-R	mm ²		1.5...4	1.5...4
Flexible H07V-K	mm ²	Tab connec. 6.3 and 2.8 mm	0.5...4	0.5...4
Flexible H07V-K and ferrule DIN 46 228/1	mm ²		0.5...4	0.5...4
Flexible H07V-K and ferrule with plastic insul. collar	mm ²		0.5...4	0.5...4
Max. clamping range in mm ² /plug gauge acc. to IEC 60 947-1 Size			0.2...4/A 3	0.2...4/A 3
Continuous current rating of cross-connection 2-pole	A	20	20	20
Continuous current rating of cross-connection multipole	A	20	20	20
Rated data according to UL/CSA				
Voltage/current/conductor size	UL	150 V/10 A/22...12 AWG	150 V/20 A/22...12 AWG	
Voltage/current/conductor size	CSA	300 V/10 A/24...12 AWG	300 V/10 A/24...12 AWG	300 V/10 A/24...12 AWG
Ordering data	Type	Type	Type	Type
	TS 15	TS 15	TS 15	TS 15
	Cat. No.	Cat. No.	Cat. No.	Cat. No.
	Qty.	Qty.	Qty.	Qty.
	KrG			
	PA	0324560000	0324460000	0158760000
	Blue PA			
	PA			
End plate (thickness mm)	Type	Cat. No.	Qty.	Type
	PA	AP (1.5)	0294460000	20
	PA			
	Blue PA			
	HP			
	HP			
	BB			
Partition (thickness mm)	Type	Cat. No.	Qty.	Type
	PA	TW (0.5)	0348260000	50
	HP			
	HP			
Small partition				
Cross-connection				
	Q 2	0369000000	50	Q 2
	Q 3	0369100000	50	Q 3
	Q 4	0369200000	50	Q 4
	Q 10	0369300000	20	Q 10
Switchable cross-connection link				
	VL 2	0446700000	50	VL 2
	VH 10	0446600000	50	VH 10
	BSM 2.5x14	0266800000	100	BSM 2.5x14
Test plug/socket				
	StB	Plug test socket ø 2.3	StB 8.5	0215700000
	PS		PS 2.3	0180400000
Cover				
Insulation sleeves				
	IH 2.8	0386060000	100	IH 2.8
	IH 6.3	0386260000	100	IH 6.3
Marking tags				
	DEK	Print	DEK 6	see "Accessories"
		Standard	DEK 6	see "Accessories"
Mounting rails, end brackets, further marking material see "Accessories"				

* Insulation sleeves are to be used for tab connections to maintain the rated voltage.

Feed-through terminals for TS 15

AL 1




6.5/32/21
400 V/16 A/1 mm ²
6 kV/3
0.5...1
0.5...1
TS 15 Cat. No. Qty.
0137320000 100
Type Cat. No. Qty.
AP (1.0) 0164100000 100
EP (1.0) 0164500000 100
TW (0.5) 0166800000 50
TSch 4 0363360000 100
Q 2 0368200000 50
Q 3 0368300000 50
Q 4 0368400000 50
Q 10 0368500000 20
VL 2 0446700000 50
VH 10 0446600000 50
BSM 2.5 x 14 0266800000 100
StB 8.5 0215700000 50
PS 2.3 0180400000 20
AD 4 0303400000 50
BSKM 25x18 0303300000 100
DEK 6.5 see "Accessories"

AKZ 1.5 L



5/34.5/25
7 mm / M 2.5 / 3.0 x 0.5
250 V/16 A/1.5 mm ²
4 kV/3
0.4...0.7
1
0.5...2.5
1.5
0.5...1.5
0.5...1.5
0.5...1.5
0.2...2.5 / A 1
24
24
150 V/10 A/24...16 AWG
TS 15 Cat. No. Qty.
0340160000 100
Type Cat. No. Qty.
AP (1.5) 0329660000 20
TW (0.5) 0166800000 50
Q 2 0368200000 50
Q 3 0368300000 50
Q 4 0368400000 50
Q 10 0368500000 20
StB 8.5 0215700000 50
PS 2.3 0180400000 20
DEK 5 see "Accessories"

AKZ 4 L



6/35.5/30
9 mm / M 3 / 3.5 x 0.6
250 V/16 A/4/1.5 mm ²
4 kV/3
0.5...1.0
2
0.5...4
1.5...4
0.5...4
0.5...4
0.5...4
0.2...4.0 / A 3
20
20
300 V/20 A/22...12 AWG
300 V/10 A/24...12 AWG
TS 15 Cat. No. Qty.
0334820000 100
0334860000 100
Type Cat. No. Qty.
AP (1.5) 0294420000 20
AP (1.5) 0294460000 20
AP (1.5) 0294480000 20
TW (0.5) 0348260000 50
TSch 4 0363360000 100
Q 2 0336400000 50
Q 3 0336500000 50
Q 4 0336600000 50
Q 10 0368600000 20
VL 2 0446700000 50
VH 10 0446600000 50
BSM 2.5 x 14 0266800000 100
StB 8.5 0215700000 50
PS 2.3 0180400000 20
AD 4 0303400000 50
BSKM 25x18 0303300000 100
DEK 6 see "Accessories"

AKZ 4 LL



6/44/30
250 V/16 A/1.5 mm ²
4 kV/3
0.5...1.5
1.5
0.5...1.5
0.2...2.5 / -
20
20
300 V/20 A/22...12 AWG
300 V/10 A/24...12 AWG
TS 15 Cat. No. Qty.
0346460000 100
Type Cat. No. Qty.
AP (1.5) 0294460000 20
TW (0.5) 0348260000 50
TSch 4 0363360000 100
Q 2 0336400000 50
Q 3 0336500000 50
Q 4 0336600000 50
Q 10 0368600000 20
VL 2 0446700000 50
VH 10 0446600000 50
BSM 2.5 x 14 0266800000 100
StB 8.5 0215700000 50
PS 2.3 0180400000 20
AD 4 0303400000 50
BSKM 25x18 0303300000 100
DEK 6 see "Accessories"


Feed-through terminals for TS 15

Solder connection
Spring-clip connection
 acc. to DIN 41611 Part 4
Wrap connection
 acc. to DIN/IEC 352 Part 1

AKZ 1.5 T



AKZ 1.5 T



AKZ 1.5 T



AKZ 2.5 K



Dimensions/approvals	with TS 15	AKZ 1.5 T	AKZ 1.5 T	AKZ 1.5 T	AKZ 2.5 K
Width/length/height (mm)		5/25/45	5/25/39.5	5/28/44	5/26/46.7
Pin size		0.8 x 1.6	1 x 1	0.8 x 1.6	0.8 x 1.6
Insulation stripping length/clamping screw/screwdriver blade		7 mm/M 2.5/3.0 x 0.5	7 mm/M 2.5/3.0 x 0.5	7 mm/M 2.5/3.0 x 0.5	7 mm/M 2.5/3.0 x 0.5
Rated data					
Rated voltage/current/cross-section		125 V/8 A/1.5 mm ²	125 V/8 A/1.5 mm ²	125 V/8 A/1.5 mm ²	125 V/10 A/2.5 mm ²
Rated impulse voltage VDE 0110/1.89/pollution severity		2.5 kV/3	2.5 kV/3	2.5 kV/3	2.5 kV/3
Further technical data					
Tightening torque range	Nm	0.4...0.7	0.4...0.7	0.4...0.7	0.4...0.6
Torque setting with electric screwdriver type DMS 2		1	1	1	1
Clampable conductor					
Solid H07V-U	mm ²	0.5...2.5	0.5...2.5	0.5...2.5	0.5...4
Stranded H07V-R	mm ²	1.5	1.5	1.5	1.5...2.5
Flexible H07V-K	mm ²	0.5...1.5	0.5...1.5	0.5...1.5	0.5...2.5
Flexible H07V-K and ferrule DIN 46 228/1	mm ²	0.5...1.5	0.5...1.5	0.5...1.5	0.5...2.5
Flexible H07V-K and ferrule with plastic insul. collar	mm ²	0.5...1.5	0.5...1.5	0.5...1.5	0.5...2.5
Max. clamping range in mm ² /plug gauge acc. to IEC 60 947-1	Size	0.13...2.5 / A1	0.13...2.5 / A1	0.13...2.5 / A1	0.13...4.0 / A3
Continuous current rating of cross-connection 2-pole	A	24	24	24	24
Continuous current rating of cross-connection multipole	A	24	24	24	24
Rated data according to UL/CSA					
Voltage/current/conductor size	UL	300 V/10 A/26...14 AWG	300 V/10 A/26...14 AWG	300 V/10 A/26...14 AWG	300 V/10 A/26...14 AWG
Voltage/current/conductor size	CSA	300 V/10 A/24...16 AWG	300 V/10 A/24...16 AWG	300 V/10 A/24...16 AWG	300 V/10 A/26...10 AWG
Ordering data	Pin versions	Type Cat. No. Qty.	Type Cat. No. Qty.	Type Cat. No. Qty.	Type Cat. No. Qty.
	0.6 x 0.6	AKZ 1.5 T 0442560000 100	AKZ 1.5 T 0483660000 100	AKZ 1.5 T 0400460000 100	AKZ 2.5 K 0696260000 100
	1.0 x 1.0	AKZ 1.5 T 0357960000 100	AKZ 1.5 T 0357860000 100	AKZ 1.5 T 0400360000 100	
	0.8 x 1.6 horizont.	AKZ 1.5 W 0329460000 100			
	0.8 x 1.6 vertical				
	0.8 x 2.4 horizontal				
	0.8 x 2.4 vertical				
Mounting, horizontal	Mounting, vertical				
End plate (thickness mm)	PA	AP (1.5) 0340560000 50	AP (1.5) 0340560000 50	AP (1.5) 0340560000 50	AP (2.5) 0697260000 50
Partition (thickness mm)	PA				TW (1.5) 0318560000 20
Small partition					
Cross-connection					
	2-pole	Q 2 0368200000 50	Q 2 0368200000 50	Q 2 0368200000 50	Q 2 0368200000 50
	3-pole	Q 3 0368300000 50	Q 3 0368300000 50	Q 3 0368300000 50	Q 3 0368300000 50
	4-pole	Q 4 0368400000 50	Q 4 0368400000 50	Q 4 0368400000 50	Q 4 0368400000 50
	10-pole	Q 10 0368500000 20	Q 10 0368500000 20	Q 10 0368500000 20	Q 10 0368500000 20
Switchable cross-connection link					
	VL BS VH				
Test plug/socket					
	StB Plug test socket ø 2.3	StB 8.5 0215700000 50	StB 8.5 0215700000 50	StB 8.5 0215700000 50	StB 8.5 0215700000 50
	PS	PS 2.3 0180400000 20	PS 2.3 0180400000 20	PS 2.3 0180400000 20	PS 2.3 0180400000 20
Marking tags	Print				
	DEK Standard	DEK 5 see "Accessories"	DEK 5 see "Accessories"	DEK 5 see "Accessories"	DEK 5 see "Accessories"
Mounting rails, end brackets, further marking material see "Accessories"					

Feed-through terminals for TS 15

AKZ 2.5 K



AKZ 2.5 K



AKZ 4 T



AKZ 4 T



AKZ 4 T



AKZ 4 ST




AKZ 2.5 K			AKZ 2.5 K			AKZ 4 T			AKZ 4 T			AKZ 4 T			AKZ 4 ST		
5/26/46.7			5/47.5/27			6/27/48.5			6/27/50.5			6/27/57.8			6/27/50.2		
0.8 x 1.6			0.8 x 1.6			1 x 1			0.8 x 1.6			0.8 x 2.4			0.8 x 1.6		
7 mm/M 2.5/3.0 x 0.5			7 mm/M 2.5/3.0 x 0.5			9 mm/M 3/3.5 x 0.6			9 mm/M 3/3.5 x 0.6			9 mm/M 3/3.5 x 0.6			-		
250 V/8 A/2.5 mm ²			250 V/8 A/2.5 mm ²			250 V/10 A/4 mm ²			250 V/10 A/4 mm ²			250 V/10 A/4 mm ²			250 V/10 A/2.5 mm ²		
4 kV/3			4 kV/3			4 kV/3			4 kV/3			4 kV/3			4 kV/3		
0.4...0.6			0.4...0.6			0.5...1.0			0.5...1.0			0.5...1.0					
1			1			2			2			2					
0.5...4			0.5...4			0.5...4			0.5...4			0.5...4					
1.5...2.5			1.5...2.5			1.5...4			1.5...4			1.5...4					
0.5...2.5			0.5...2.5			0.5...4			0.5...4			0.5...4					
0.5...2.5			0.5...2.5			0.5...4			0.5...4			0.5...4					
0.5...2.5			0.5...2.5			0.5...4			0.5...4			0.5...4					
0.13...4.0 / A3			0.13...4.0 / A3			0.13...4.0 / A3			0.13...4.0 / A3			0.13...4.0 / A3			0.5...2.5 / -		
24			24			20			20			20			20		
24			24			20			20			20			20		
300 V/10 A/26...14 AWG			300 V/10 A/26...14 AWG			300 V/10 A/26...14 AWG			300 V/10 A/26...14 AWG			300 V/10 A/26...14 AWG			300 V/10 A/26...14 AWG		
300 V/10 A/26...10 AWG			300 V/10 A/26...10 AWG			300 V/10 A/24...12 AWG			300 V/10 A/24...12 AWG			300 V/10 A/24...12 AWG			300 V/10 A/24...12 AWG		
Type	Cat. No.	Qty.	Type	Cat. No.	Qty.	Type	Cat. No.	Qty.	Type	Cat. No.	Qty.	Type	Cat. No.	Qty.	Type	Cat. No.	Qty.
AKZ 2.5 K	0695460000	100	AKZ 2.5 K	0695960000	100	AKZ 4 T	0445860000	100	AKZ 4 T	0344160000	100				AKZ 4 ST	0439260000	100
AKZ 2.5 K	0695660000	100	AKZ 2.5 K	0696160000	100				AKZ 4 T	0344060000	100						
												AKZ 4 T	0366460000	100			
												AKZ 4 T	0461660000	100			
AP (2.5)	0697260000	50	AP (2.5)	0697260000	50	AP (1.5)	0294460000	20	AP (1.5)	0294460000	20	AP (1.5)	0294460000	20	AP (1.5)	0294460000	20
TW (1.5)	0318560000	20	TW (1.5)	0318560000	20	TW (1.5)	0348260000	50	TW (1.5)	0348260000	50	TW (1.5)	0348260000	50	TW (1.5)	0348260000	50
						TSch 4	0363360000	100	TSch 4	0363360000	100	TSch 4	0363360000	100			
Q 2	0368200000	50	Q 2	0368200000	50	Q 2	0336400000	50	Q 2	0336400000	50	Q 2	0336400000	50	Q 2	0369000000	50
Q 3	0368300000	50	Q 3	0368300000	50	Q 3	0336500000	50	Q 3	0336500000	50	Q 3	0336500000	50	Q 3	0369100000	50
Q 4	0368400000	50	Q 4	0368400000	50	Q 4	0336600000	50	Q 4	0336600000	50	Q 4	0336600000	50	Q 4	0369200000	50
Q 10	0368500000	20	Q 10	0368500000	20	Q 10	0368600000	20	Q 10	0368600000	20	Q 10	0368600000	20	Q 10	0369300000	20
						VL 2	0446700000	50	VL 2	0446700000	50	VL 2	0446700000	50			
						VH 10	0446600000	50	VH 10	0446600000	50	VH 10	0446600000	50			
						BSM 2.5x14	0266800000	100	BSM 2.5x14	0266800000	100	BSM 2.5x14	0266800000	100			
StB 8.5	0215700000	50	StB 8.5	0215700000	50	StB 8.5	0215700000	50	StB 8.5	0215700000	50	StB 8.5	0215700000	50	StB 8.5	0215700000	50
PS 2.3	0180400000	20	PS 2.3	0180400000	20	PS 2.3	0180400000	20	PS 2.3	0180400000	20	PS 2.3	0180400000	20	PS 2.3	0180400000	20
DEK 5	see "Accessories"		DEK 5	see "Accessories"		DEK 6	see "Accessories"		DEK 6	see "Accessories"		DEK 6	see "Accessories"		DEK 6	see "Accessories"	

SAK-series

Feed-through terminals for TS 15

for temperature measuring circuits

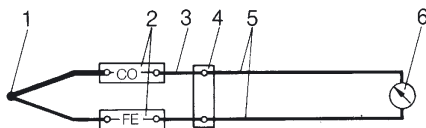
AKZ 4/TC



Weidmüller's thermocouple terminals are specially designed for transmitting the smallest voltages in temperature measuring circuits. Special busbars ensure that no false signals occur in the terminal when temperature differences exist in the positive and negative path. This high measuring precision is necessary for, e.g. test beds for aircraft engines, for complicated chemical processes, control systems, etc.

- Busbar material corresponds to thermal and compensating conductors
- Clear thermocouple marking
- 2-pole blocks per thermocouple
- Row width 14 mm, incl. end plate

Configuration of a temperature measuring circuit



- | | |
|--------------------------|-----------------------------------|
| 1 Thermocouple (sensor) | 4 Reference point |
| 2 Thermocouple terminals | 5 Supply conductors (to and from) |
| 3 Compensating conductor | 6 Measuring device |

The thermocouple terminals displayed in this measurement circuit are used to thermo-electrically transmit thermal e.m.f. of the thermocouple to the reference point and indicating device. Thermocouple terminals are required for the construction of temperature measuring circuits.

Dimensions		
Width/length/height (mm)	with TS 15	14/27/30
Insulation stripping length/clamping screw/screwdriver blade		9 mm/M 3/3.5 x 0.6
Rated data		
Rated voltage/current/cross-section		-/~/4 mm ²
Further technical data		
Tightening torque range	Nm	0.5...1
Torque setting with electric screwdriver type DMS 2		2
Clampable conductor		
Solid H07V-U	mm ²	0.5...4
Stranded H07V-R	mm ²	1.5...4
Flexible H07V-K	mm ²	0.5...4
Flexible H07V-K and ferrule DIN 46 228/1	mm ²	0.5...2.5
Flexible H07V-K and ferrule with plastic insul. collar	mm ²	0.5...2.5
Plug gauge acc. to IEC 60 947-1	Size	A 3
Continuous current of terminal for conductor size		
Continuous current rating of cross-connection 2-pole	A	
Continuous current rating of cross-connection multipole	A	
Ordering data		
Version		TS 15
for thermocouples	Type J	Cat. No.
Acc. to IEC 584	Type T	Fe - CuNi
(DIN 43710)	Type K	Cu - CuNi
	Type E	NiCr - Ni
		NiCr - CuNi
		Qty.
		1627010000 20
		on demand
		1677130000 20
		on demand

End plate		Cat. No.	Qty.
AP (thickness 1.5 mm)	PA	0294460000	20
Partition		Cat. No.	Qty.
TW (thickness 0.5 mm)	PA	0348260000	50

Thermocouple, type J	
Thermocouple acc. to IEC 584 (DIN 43 710)	Busbar
	Constantan (CuNi)
	Iron (Fe)



Marking tags		Print
Material V0	DEK 5/6	1789590000 500



Mounting rails, end brackets, further marking material see "Accessories"

Multipole terminal blocks



Screw/tab connection

MK 5/2

KS 2...10

BK 2...12

MK 6/2...6/6



Dimensions/approvals

Width/length/height (mm)	40/18/15.5	see table below	see table below	see table below
--------------------------	------------	-----------------	-----------------	-----------------

Insulation stripping length/clamping screw/screwdriver blade	5 mm/M 2.5/3.5 x 0.6	8 mm/M 3/4.0 x 0.8	8 mm/M 3/4.0 x 0.8	9 mm/M 4/4.0 x 0.8
--	----------------------	--------------------	--------------------	--------------------

Rated data according to IEC 60 947-7-1

Rated voltage/current/cross-section	500 V/24 A/2.5 mm ²	500 V/24 A/2.5 mm ²	400 V/32 A/4 mm ²	690 V/41 A/6 mm ²
Rated impulse voltage VDE 0110/1.89/pollution severity	6 kV/3	6 kV/3	6 kV/3	8 kV/3

Further technical data

Tightening torque range	Nm 0.4...0.45	0.5...0.7	0.5...0.7	1.2...2.0
Torque setting with electric screwdriver type DMS 2	1	2	2	4

Clampable conductor

Solid H07V-U	mm ² 0.5...4	0.5...4	0.5...4	0.5...6
Stranded H07V-R	mm ² 1.5...2.5	1.5...2.5	1.5...4	1.5...6
Flexible H07V-K	mm ² 0.5...2.5	0.5...2.5	0.5...4	0.5...6
Flexible H07V-K and ferrule DIN 46 228/1	mm ² 0.5...1.5	0.5...1.5	0.5...4	0.5...4
Flexible H07V-K and ferrule with plastic insul. collar	mm ² 0.5...1.5	0.5...1.2	0.5...4	0.5...4
Max. clamping range in mm ² /plug gauge acc. to IEC 60 947-1	Size 0.2...4.0 / A 2	0.2...4.0 / A 2	0.33...4.0 / A 3	0.33...6.0 / A 3

Rated data according to UL/CSA

Voltage/current/conductor size	UL	300 V/20 A/22...12 AWG	300 V/10 A/22...12 AWG	300 V/30 A/22...10 AWG
Voltage/current/conductor size	CSA	300 V/25 A/24...12 AWG	300 V/10 A/22...12 AWG	300 V/40 A/22...10 AWG

Ordering data

Versions

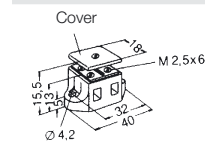
Type	Cat. No.	Qty.	Type	Cat. No.	Qty.	Type	Cat. No.	Qty.	Type	Cat. No.	Qty.	
2-pole	MK 5/2 KrG	0243820000	100	KS 2 KrG ²⁾	0134420000	100	BK 2 KrG	0624720000	50	MK 6/2 KrG	0620420000	50
3-pole				KS 4 KrG ²⁾	0140320000	50	BK 3 KrG	0624920000	50	MK 6/3 KrG	0620320000	50
4-pole							BK 4 KrG	0625120000	50	MK 6/4 KrG	0620220000	20
4-pole												
6-pole				KS 6 KrG ²⁾	0140620000	50	BK 6 KrG	0625220000	50	MK 6/6 KrG	0620120000	20
6-pole												
8-pole												
8-pole												
10-pole				KS 10 KrG ²⁾	0141620000	20						
12-pole	Cover			Cover			BK 12 KrG	0625320000	50			
12-pole	D2 (for MK 5/2)	0244060000	50	D2 (for KS 2)	0134500000	100						
				D4 (for KS 4)	0140500000	50						
				D6 (for KS 6)	0140800000	50						
				D10 (for KS 10)	0141800000	20						



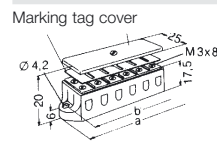
Cover D 2
(for MK 5/2)



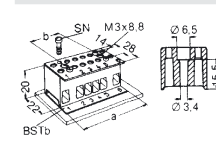
Cover D 4
(for KS 4)



Cover

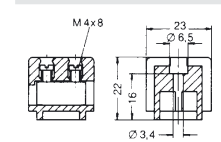


Marking tag cover



Dimensions

Type	a	b
BK 2	20	-
BK 3	31	11
BK 4	38	18
BK 6	52	32
BK 12	92	72.5



Dimens. Length/attach. dim.

Type	KRG
MK 6/2	23.5
MK 6/3	36.5
MK 6/4	49.5
MK 6/6	75.5

Expansion rivet

--	--	--	--	--

Marking strips

printed	1 ...	ELSo 2	0142800000	50	BSTb 28/2	0203600000	50	BSTb 17/6	0304600000	50
		ELSo 4	0142900000	50	BSTb 28/3	0203800000	50			
		ELSo 6	0143000000	50	BSTb 28/4	0197300000	50			
		ELSo 10	0143500000	50	BSTb 28/6	0197500000	50			
					BSTb 28/12	0198800000	50			
unprinted		ELSo 2	0142800000	50	BSTo 28/2	0203500000	50			
		ELSo 4	0142900000	50	BSTo 28/3	0203700000	50			
		ELSo 6	0143000000	50	BSTo 28/4	0197200000	50			
		ELSo 10	0143100000	50	BSTo 28/6	0197400000	50			
					BSTo 28/12	0198700000	50			


Mounting rails, end brackets, further marking material see "Accessories"

1) Projecting length = 1 mm. To be considered for the last terminal in a row!
Printed on top on request

2) Please order cover and marking strips separately.

Multipole terminal blocks

MF 1/6...1/12




UL

see below

SLS 2/2



SLS 2/4



UL

see below

Max. technical data

Dimensions/approvals

Width/length/height (mm)

Insulation stripping length/clamping screw/screwdriver blade

Rated data according to IEC 60 947-7-1

Rated voltage²⁾/current/cross-section

Rated impulse voltage VDE 0110/1.89/pollution severity

Further technical data

Tightening torque range

Nm

Torque setting with electric screwdriver type DMS 2

Clampable conductor

Solid H07V-U

mm²

Stranded H07V-R

mm²

Flexible H07V-K

mm²

Flexible H07V-K and ferrule DIN 46 228/1

mm²

Flexible H07V-K and ferrule with plastic insul. collar

mm²

Max. clamping range in mm²/plug gauge acc. to IEC 60 947-1 Size

Rated data according to UL/CSA

Voltage/current/conductor size

UL

Voltage/current/conductor size

CSA

Ordering data

PA

300 V/10 A/24...12 AWG

300 V/10 A/22...10 AWG

Type Cat. No. Qty.

MF 1/6 KrG²⁾ **0479720000** 100

MF 1/6 KrG³⁾ **0480020000** 100

MF 1/8 KrG²⁾ **0479820000** 50

MF 1/8 KrG³⁾ **0480120000** 50

MF 1/12 KrG²⁾ **0479920000** 50

MF 1/12 KrG³⁾ **0480220000** 50

8 mm/M 3.5/4.0 x 0.8

400 V²⁾/16 A/4 mm²

6 kV/3

0.8...1.6

3

0.5...4

1.5...4

0.5...4

0.5...4

0.33...4.0 / A 3

300 V/10 A/22...10 AWG

300 V/10 A/22...10 AWG

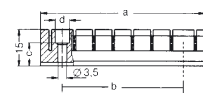
Type Cat. No. Qty.

SLS 2/2 KrG **0213420000** 100

SLS 2/4 KrG **0240420000** 50

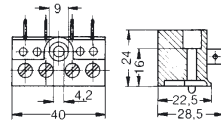
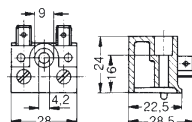
SLS 2/4 KrG **0480320000** 50

Slotted



Dimensions

Type	a	b	c	d
MF 1/6	52	34	9.5	6.5
MF 1/8	68	50	9.5	6.5
MF 1/12	113 ^{+0.5}	102	8	7.5



Expansion rivet/insulation sleeve

IH

IH 2.8 **0386060000** 100

IH 6.3 **0386260000** 100

SN **0200100000** 500

IH 2.8 **0386060000** 100

IH 6.3 **0386260000** 100

Cover/marking strips

BSTb 10/6 **0240900000** 50

BSTb 10/8 **0241100000** 50

BSTb 10/12 **0209500000** 50

BSTo 10/6 **0240800000** 50

BSTo 10/8 **0241000000** 50

BSTo 10/12 **0209400000** 100

Mounting rails, end brackets, further marking material see "Accessories"

²⁾ Insulation sleeves are to be used for tab connections to maintain the rated voltage.

²⁾ Single tab
³⁾ Double tab

Multipole terminal blocks




Screw, solder, tab connection

MKL 2/12

MF 2/12

MKL 3/12

MKL 4/16



0241860000

0241760000

0243620000

0249920000

0262020000

0244320000

Dimensions/approvals

Width/length/height (mm)	88/23/15	75/24/6	110/23/16	103/24/16.5
--------------------------	----------	---------	-----------	-------------

Insulation stripping length/clamping screw/screwdriver blade

5 mm/M 2.5/3.5 x 0.6	5 mm	5mm/M 2.5/3.5 x 0.6	5mm/M 2.5/3.5 x 0.6
----------------------	------	---------------------	---------------------

Rated data

Rated voltage*/current/cross-section	125 V/20 A/2.5/1.5/1 mm ²	63 V/17.5 A/1.5/1 mm ²	400 V*/20 A/2.5/1.5/1 mm ²	400 V/20 A/2.5/1.5/1 mm ²
Rated impulse voltage VDE 0110/1.89/pollution severity	2.5 kV/3	1.5 kV/3	6 kV/3	6 kV/3

Further technical data

Tightening torque range	Nm 0.4...0.45		0.4...0.45	0.4...0.45
Torque setting with electric screwdriver type DMS 2	1		1	1

Clampable conductor

Solid H07V-U	mm ² 0.5...2.5		0.5...4	0.5...4
Stranded H07V-R	mm ² 1.5...2.5		1.5...2.5	1.5...2.5
Flexible H07V-K	mm ² 0.5...2.5		0.5...2.5	0.5...2.5
Flexible H07V-K and ferrule DIN 46 228/1	mm ² 0.5...2.5		0.5...1.5	0.5...1.5
Flexible H07V-K and ferrule with plastic insul. collar	mm ² 0.5...2.5		0.5...1.5	0.5...1.5
Max. clamping range in mm ² /plug gauge acc. to IEC 60 947-1	Size 0.2...2.5 / A 2		0.33...4.0 / A 2	0.33...4.0 / A 2

Rated data according to UL/CSA

Voltage/current/conductor size	UL		300 V/25 A/22...12 AWG	300 V/25 A/22...12 AWG
Voltage/current/conductor size	CSA		300 V/25 A/22...12 AWG	150 V/15 A/22...12 AWG

Ordering data

	Versions	Type	Cat. No.	Qty.	Type	Cat. No.	Qty.	Type	Cat. No.	Qty.	Type	Cat. No.	Qty.
Horizontal	2-pole							MKL 3/2 KrG	0274920000**	100			
Other number of poles on demand	4-pole							MKL 3/4 KrG	0275120000**	100			
	6-pole							MKL 3/6 KrG	0275320000**	50			
	12-pole	MKL 2/12 PA	0241360000	50				MKL 3/12 KrG	0243620000**	20			
	16-pole										MKL 4/16 KrG	0262020000	20
Vertical	2-pole							MKL 3/2 KrG	0276020000*	100			
	4-pole												
	6-pole							MKL 3/6 KrG	0276420000*	50			
	12-pole							MKL 3/12 KrG	0249920000*	20			
Other number of poles on demand	16-pole										MKL 4/16 KrG	0244320000	20
					MF 2/12 PA	0241860000	50						
					MF 2/12 PA	0241760000	50						

double-sided 2.8 x 0.8
single-sided 0.8 x 1.6/2.8 x 0.8

* For terminals directly mounted next to each other, the rated voltage is reduced to 250 V.

** Rated voltage 250 V. For terminals directly mounted next to each other, the rated voltage is reduced to 125 V.

Expansion rivet/insulation sleeve

	SN	0200100000	500										
IH	IH 2.8	0386060000	100										

Marking strips

printed	1 ...	BSTb 28/12	0245700000	50				BSTb 28/4	0289800000	50	BSTb 28/16	0262200000	50
		bottom						BSTb 28/6	0290000000	50	bottom		
		top		0278500000	50			BSTb 28/12	0245900000	50	top		
unprinted		BSTo 28/12	0245600000	50				BSTo 28/4	0289300000	50	BSTo 28/16	0262100000	50
								BSTo 28/6	0289500000	50			
								BSTo 28/12	0245800000	50			

Mounting rails, end brackets, further marking material see "Accessories"


* Insulation sleeves are to be used for tab connections to maintain the rated voltage.

1) Rated voltage 250 V


Multipole terminal blocks

Screw, solder, tab
connection
Modular design

AKB 4



AKZ 2.5



ASK 1



Max. technical data

Dimensions/approvals	AKB 4	AKZ 2.5	ASK 1
Width/length/height (mm)	6/27/23	5/25.5/26.5	8/58/30.5
Insulation stripping length/clamping screw/screwdriver blade	9 mm/M 3/3.5 x 0.6	7 mm/M 2.5/3 x 0.5	9 mm/M 3/3.5 x 0.6
Rated data according to IEC 60 947-7-1			
Rated voltage/current/cross-section	400 V/32 A/4 mm ²	250 V/24 A/2.5 mm ²	500 V/6.3 A/4 mm ²
Rated impulse voltage VDE 0110/1.89/pollution severity	6 kV/3	4 kV/3	6 kV/3
Further technical data			
Tightening torque range Nm	0.5...1.0	0.4...0.6	0.5...1.0
Torque setting with electric screwdriver type DMS 2	2	1	2
Clampable conductor			
Solid H07V-U mm ²	0.5...6	0.5...4	0.5...4
Stranded H07V-R mm ²	1.5...4	1.5...2.5	1.5...4
Flexible H07V-K mm ²	0.5...4	0.5...2.5	0.5...4
Flexible H07V-K and ferrule DIN 46 228/1 mm ²	0.5...4	0.5...2.5	0.5...2.5
Flexible H07V-K and ferrule with plastic insul. collar mm ²	0.5...4	0.5...2.5	0.5...2.5
Max. clamping range in mm ² /plug gauge acc. to IEC 60 947-1 Size	0.33...4.0 / A3	0.13...4.0 / A3	0.13...4.0 / A3
Continuous current rating of cross-connection 2-pole A	32	24	(QB 2...4) 10
Continuous current rating of cross-connection multipole A	32	24	
Rated data according to UL/CSA			
Voltage/current/conductor size UL	300/250 V/27 A/22...12 AWG	300 V/10 A/22...12 AWG	300 V/10 A/22...12 AWG
Voltage/current/conductor size CSA	300 V/10 A/22...12 AWG	300 V/10 A/26...10 AWG	300 V/6.3 A/26...12 AWG
Ordering data			
	Type Cat. No. Qty.	Type Cat. No. Qty.	Type Cat. No. Qty.
PA	AKB 4 PA 0321560000 100	AKZ 2.5 0697160000 100	ASK 1 PA 0376960000 100
Blue PA	0321580000 100	AKZ 2.5 0697180000 100	
	Direct mounting with BB 1 please order separately	Direct mounting with BB 4 please order separately	(for G fuse inserts 5x 20 without indicator)
End plate/attachment bracket (thickness mm)			
AP	BB 1 (7) 0320560000 50 BS M 3 x 15 0359000000 100	BB 4 (7.5) 0697560000 50	AP (1.5) 0380360000 20
Partition (thickness mm)	TW PA (0.5) 0348260000 50	AP (2.5) 0697360000 50 AP (2.5) 0697380000 50	
Small partition	TSch 4 0363360000 100		
Cross-connection			
Q 3 QB 4	Q 2 0336400000 50 Q 3 0336500000 50 Q 4 0336600000 50 Q 10 0368600000 20	Q 2 0368200000 50 Q 3 0368300000 50 Q 4 0368400000 50 Q 10 0368500000 20	QB 2 ¹⁾ 0461100000 50 QB 3 ¹⁾ 0461200000 50 QB 4 ¹⁾ 0461300000 50
Switchable cross-connection link			
VL BS VH	VL 2 0446700000 50 VH 10 0446600000 50 BS M 2.5x14 0266800000 100		
Test plug/socket			
PS StB	StB 8.5 0215700000 50 PS 2.3 0180400000 20	StB 8.5 0215700000 50 PS 2.3 0180400000 20	
Cover/contact sleeve			
K sleeve	AD 4 0303400000 50 BSKM2.5x18 0303300000 100		K sleeve 0553300000 100
Marking tags			
DEK Standard	DEK 6 see "Accessories"	DEK 5 see "Accessories"	DEK 6.5 see "Accessories"

Mounting rails, end brackets, further marking material see "Accessories"

¹⁾ The conductor cross-section is reduced to max. 2.5 mm² when QB is used.

* With contact sleeve 19 A

Feed-through terminals

Screw connection
Solder connection
Tab connection
Spring-clip connection
 acc. to DIN 41 611 Part 4
Wrap connection
 acc. to DIN/IEC 352 Part 1

AKA 2.5



ADK 1



ADK 1 F ADK 3 F



ADK 1 S



Dimensions/approvals		UL	UL	UL	UL
Width/length/height with Pins (mm)	6/20/31	6/22/36.5	6/22/36.5	6/22/36.5	6/22/36.5
Length solder tag/pin (mm)	7,8	8,4	8,5/7,5	8,4	8,4
Insulation stripping length/clamping screw/screwdriver blade	9 mm/M 2.5/3.5 x 0.6	9 mm/M 3.5/3.5 x 0.6	11 mm/M 2.5/3.5 x 0.6	-	-
Rated data					
Rated voltage*/current/cross-section	400 V/20 A/2.5/1.5 mm ²	400 V/16 A/4/1.5 mm ²	400 V/20 A/2.5/1.5 mm ²	400 V/16 A/2.5/1.5/1 mm ²	400 V/16 A/2.5/1.5/1 mm ²
Rated impulse voltage VDE 0110/1.89/pollution severity	6 kV/3	6 kV/3	6 kV/3	6 kV/3	6 kV/3
Further technical data					
Tightening torque range	Nm 0.4	0.5...1.0	0.4...0.6	-	-
Torque setting with electric screwdriver type DMS 2	1	2	1	-	-
Clampable conductor					
Solid H07V-U	mm ² 0.5...2.5	0.5...4	0.5...2.5		
Stranded H07V-R	mm ² 1.5...2.5	1.5...4	1.5...2.5		
Flexible H07V-K	mm ² 0.5...2.5	0.5...4	0.5...2.5		
Flexible H07V-K and ferrule DIN 46 228/1	mm ² 0.5...1.5	0.5...2.5	0.5...1.5		
Flexible H07V-K and ferrule with plastic insul. collar	mm ² 0.5...1.5	0.5...2.5	0.5...1.5		
Max. clamping range in mm ² /plug gauge acc. to IEC 60 947-1	Size 0.13...2.5 / A2	0.13...2.5 / A3	0.13...2.5 / A2	0.5...2.5 / -	0.5...2.5 / -
Continuous current rating of cross-connection 2-pole	A 10	10			
Continuous current rating of cross-connection multipole	A 10	10			
Rated data according to UL/CSA					
Voltage/current/conductor size	UL 300 V/20 A/26...12 AWG	300 V/10 A/26...12 AWG	300 V/20 A/26...14 AWG	300 V/18 A/12 AWG max.	300 V/18 A/12 AWG max.
Voltage/current/conductor size	CSA 300 V/10 A/24...12 AWG	300 V/15 A/26...12 AWG	300 V/15 A/22...14 AWG	300 V/3 A/-	300 V/3 A/-
Ordering data					
Version	Cat. No. Qty.	1.5 Qty. 2.5 Qty.	1.5 Qty. 2.5 Qty.	1.5 Qty. 2.5 Qty.	1.5 Qty. 2.5 Qty.
for plate thckn. mm					
PA	0300720000 100	0303860000 100 0301060000 100	0476060000 100 0478660000 100		
KrG					
Pin 1.0x1.0					
Pin 0.8x1.6					
FS 1x6.3 slotted/0.8x2.8				0476160000 100 0478560000 100	
12-pole PA					
End plate (thickness mm)		Type Cat. No. Qty.	Type Cat. No. Qty.	Type Cat. No. Qty.	Type Cat. No. Qty.
	KrG	AP (3) 0162520000 100			
	PA		AP (3) 0476260000 50	AP (3) 0476260000 50	AP (3) 0476260000 50
	EP			AP (3) 0360000000 20	
Spacer (thickness mm)					
	KrG	ZP (1.5) 0240720000 50			
	KrG	ZP (2.5) 0288520000 20			
Partition (thickness mm)					
	TW		TW (0.5) 0442300000 50	TW (0.5) 0442300000 50	TW (0.5) 0442300000 50
Test plug/socket					
	StB		PS 2.3 0180400000 20		
	Plug test socket ø 2.3				
	PS				
Fuse pin/insulation sleeve/expansion rivet					
	SST 1.2	0306600000	SST 1.2 0306600000	SST 1.2 0306600000	SST 1.2 030660
			IH 2.8 0386060000 100	IH 2.8 0386060000 100	IH 2.8 0386060000 100
					IH 6.3 0386260000 100
Marking tags					
	Print	DEK Standard	DEK 6 see "Accessories"	DEK 6 see "Accessories"	DEK 6 see "Accessories"
Mounting rails, end brackets, further marking material see "Accessories"					

* Insulation sleeves are to be used for tab connections to maintain the rated voltage.

Feed-through terminals

ADK 1 T



6/22/50.5
19.5...21.9
9 mm/M 3/3.5 x 0.6
400 V/8 A/4 mm ²
6 kV/3
0.5...1.0
2
0.5...4
1.5...4
0.5...4
0.5...2.5
0.5...2.5
0.13...4.0 / A3
10
300/250 V/10 A/26...12 AWG
300 V/15 A/26...12 AWG
1.5 Qty. 2.5 Qty.
0372260000 100
0366360000 100

Type	Cat. No.	Qty.
AP (3)	0476260000	50


TW (0.5)	0442300000	50
----------	-------------------	----

PS 2.3	0180400000	20
StB 8.5	0215700000	50

SST 1.2	0306600000	
---------	-------------------	--

DEK 6	see "Accessories"	
-------	-------------------	--

AKZ 2.5 K



5/26/45.5
22.4...23.6
7 mm/M 2.5/3.0 x 0.5
250 V/8 A/2.5 mm ²
4 kV/3
0.4...0.6
1
0.5...2.5
1.5...2.5
0.5...2.5
0.5...2.5
0.5...2.5
0.13...2.5 / A2
10
300/250 V/10 A/22...12 AWG
300 V/10 A/26...10 AWG
Cat. No. Qty.
0109160000 solder tag 100
0108960000 100

Type	Cat. No.	Qty.
AP (3)	0697260000	50

TW (1.5)	0318560000	20
----------	-------------------	----

PS 2.3	0180400000	20
StB 8.5	0215700000	50

IH 2.8	0386060000	100
--------	-------------------	-----

DEK 5	see "Accessories"	
-------	-------------------	--

ADK 1 FT



6/22/52
24
11 mm/M 2.5/3.5 x 0.6
250 V/10 A/2.5 mm ²
4 kV/3
0.4...0.6
1
0.5...2.5
1.5...2.5
0.5...2.5
0.5...1.5
0.5...1.5
0.33...2.5 / A2
10
300 V/3 A/22...14 AWG
Cat. No. 1.5 Qty.
0176960000 100


Type	Cat. No.	Qty.
AP (3)	0476260000	50

TW (0.5)	0442300000	50
----------	-------------------	----

SST 1.2	0306600000	
---------	-------------------	--

DEK 6	see "Accessories"	
-------	-------------------	--

MK 2/12



86/15/23
8
5
63 V/20 A/2.5/1.5 mm ²
1.5 kV/3
0.4...0.45
1
0.5...2.5
1.5...2.5
0.5...2.5
0.5...2.5
0.5...2.5
0.2...2.5 / A2
10
300 V/10 A/24...12 AWG
300 V/10 A/24...12 AWG
Cat. No. Qty.
0241460000 50

Type	Cat. No.	Qty.
AP (3)	0476260000	50

TW (0.5)	0442300000	50
----------	-------------------	----

SN	0200100000	500
----	-------------------	-----

BSTb 28/12	024570...	50
BSTo 28/12	024560...	50

SAK-series

Rack-mounted interface systems

TOP 1.5 F/32




SP 10 FF²⁾ SP 10 LF³⁾



SP 60 FF²⁾ SP 60 LF³⁾



SP 90 FF²⁾ SP 90 LF³⁾



Dimensions

Width/length/height (mm)		40.2/110.6/29.5	42/46.5/170/28	40/45.5/162.5/110	40/45.5/228.5/110
Hole spacing/mounting dimensions	mm	101.6/20.3	147	151/90	217/90
Insulation stripping length/clamping screw/screwdriver blade		10 mm/M 2.5/3.5 x 0.6			

Rated data

Rated voltage [*] /current/cross-section		250 [*] V/6 A/1.5/1 mm ²	1000 [*] V/16 A/2.5/1.5 mm ²	400 [*] V/16 A/2.5/1.5 mm ²	400 [*] V/16 A/2.5/1.5 mm ²
Rated impulse voltage VDE 0110/1.89/pollution severity		4 kV/3	6 kV/3	6 kV/3	6 kV/3

Further technical data

Tightening torque range	Nm	0.4...0.7			
Torque setting with electric screwdriver type DMS 2		1			

Clampable conductor

Solid H07V-U	mm ²	0.5...2.5			
Stranded H07V-R	mm ²	1.5			
Flexible H07V-K	mm ²	0.5...1.5			
Flexible H07V-K and ferrule DIN 46 228/1	mm ²	0.5...1.5			
Flexible H07V-K and ferrule with plastic insul. collar	mm ²	0.5...1.5			
Plug gauge acc. to IEC 60 947-1	Size	A1			

Ordering data

	Version	Type	Cat. No.	Qty.	Type	Cat. No.	Qty.	Type	Cat. No.	Qty.	Type	Cat. No.	Qty.
Pin 1.0 x 1.0	PA	TOP 1.5 F/32	0443160000 ¹⁾	5									
Pin 0.8 x 2.8 (push-on), unprinted	PA												
Pin 0.8 x 2.8 (push-on), printed, 1...32	PA												
Pin 0.8 x 2.8 (push-on), printed, 1...32, blue	PA												
6 x plug (6.3 x 0.8)	KrG				SP 10 FF	0456220000	10	SP 60 FF ⁴⁾	0340320000	1	SP 90 FF ^{**}	0248120000	1
6 x plug (6.3 x 0.8), blue	KrG							SP 60 FF ⁴⁾	0340370000	1			
6 x plug (6.3 x 0.8), bzw. 12 x 2.8 x 0.8 slotted	KrG										SP 90 FF ^{**}	0608920000	1
6 x plug (6.3 x 0.8), bzw. 12 x 2.8 x 0.8 slotted, blue	KrG												
3 x plug (6.3 x 0.8) / 1 x solder per pole	KrG							SP 60 LF ⁴⁾	0343720000	1	SP 90 LF ^{**}	0248220000	1
3 x plug (6.3 x 0.8) / 1 x solder per pole, blue	KrG							SP 60 LF ⁴⁾	0343770000	1			
3 x plug (6.3 x 0.8 bzw. 6 x 2.8 x 0.8) / 1 x solder	KrG							SP 60 LF ⁵⁾	0124520000	1			
3 x plug (6.3 x 0.8 bzw. 6 x 2.8 x 0.8) / 1 x solder, blue	KrG							SP 60 LF ⁵⁾	0124570000	1			
2 x direct connection, 1 x Pin 0.8 x 1.6	PA										printed:		

Insulation sleeves

Type	Cat. No.	Qty.	Type	Cat. No.	Qty.	Type	Cat. No.	Qty.	Type	Cat. No.	Qty.
IH 2.8	0386060000	100	IH 2.8	0386060000	100	IH 2.8	0386060000	100	IH 2.8	0386060000	100
			IH 6.3	0386260000	100	IH 6.3	0386260000	100	IH 6.3	0386260000	100

Marking tags

	Print			
dekafix	for group markers		FW 5	see "Accessories"

Mounting rails, end brackets, further marking material see "Accessories"

* Insulation sleeves are to be used for tab connections to maintain the rated voltage.

¹⁾ Rated voltage 125 V

²⁾ FF = Tab - Tab
³⁾ LF = Solder - Tab

Rack-mounted interface systems


RV 8/8 long



RV 8/8 short



RV 8/9 long



RV 8/9 short



Technical data acc. to VDE

Pin versions (intern)

0.8 x 2.4/1 x 1

0.8 x 2.4/0.8 x 2.4

Plug adapter



1-pole

for connection of solid and flexible conductors from 0.75 to 1.5 mm² directly on to the pins of the interface system.

125 V/-/-		
Type	Cat. No.	Qty.
	0468860000	1
	0468960000	1

125 V/-/-		
Type	Cat. No.	Qty.
	0467160000	1
	0467260000	1

105 V/-/-		
Type	Cat. No.	Qty.
	0498960000	1
	0499060000	1

125 V/-/-		
Type	Cat. No.	Qty.
	0444060000	1
	0545960000	1


with shield pins		
Type	Cat. No.	Qty.
DSA 1	0576060000	50

with shield pins		
Type	Cat. No.	Qty.
DSA 1	0576060000	50

RV 8/20 short



RV 8/56 short



Technical data acc. to VDE

Pin versions (internal)

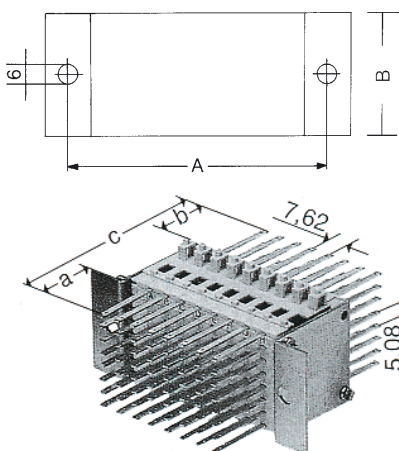
0.8 x 2.4/1 x 1

0.8 x 2.4/0.8 x 2.4

Additional versions on request

125 V/-/-/-		
Cat. No.	Qty.	
0544460000	1	

125 V/-/-/-		
Cat. No.	Qty.	
0462260000	1	
0533060000	4	



Type	Size A	Size B
	in mm	in mm
RV 8/8 K	81	40.64
RV 8/9 K	89	40.64
RV 8/8 L	93	40.64
RV 8/9 L	100	40.64
RV 8/20 K	187,62/31.5	63
RV 8/56 K	460/31.5	63

(K = short/L = long)

Cat. No.	RV	a	b	c
0468860000	8/8 L	26	20	200
0468960000	8/8 L	26	26	206
0467160000	8/8 K	26	20	84
0467260000	8/8 K	26	26	89
0119360000	8/20 K	26	20	84
0544460000	8/20 K	26	26	89
0462260000	8/56 K	26	20	84
0533060000	8/56 K	26	26	89

Mounting rails, end brackets, further marking material see "Accessories"

SAK-series