

NRP SERIES




Industrial & Electrical Components

Miniature PCB Relay

Part No.

NRP07



Compact size with universal footprint
High contact capacity: 12A
UL/C-UL recognized
Sealed type available

CONTACT

Arrangement	1A/1B/1C
Contact Material	Silver Alloy
Contact Resistive (6VDC, 100mA)	Max.: 100 mΩ
Rating	7A / 240VAC / 28VDC
Resistive load (cosφ=1)	10A/ 240VAC / 28VDC 10A / 277VAC / 30VDC
Max. Switching Voltage	277VAC / 30VDC
Max. Switching Power	2770VA / 300W
Expected life	
Mechanical	1×10 ⁷
Electrical	1×10 ⁵

CHARACTERISTICS

Operate Time	10msec. Max.
Release Time	5msec. Max.
Initial breakdown voltage	
Between Coil & Contact	1800VAC (50/60Hz)for 1 min.
Between Open Contacts	1100VAC (50/60Hz)for 1 min.
Insulation Resistance	Min.100MΩ (500 VDC)
Ambient temperature	-25 ~ +55
Unit weight	9g

TYPICAL APPLICATION

- 1) Home appliances: conditioner, heater, etc.
- 2) Automotive: Power-windows, car antenna, door lock, etc.

ORDERING INFORMATION

e.g

NRP - 07 - C - 12D - S

Series: Miniature p.c.b relay

Part No.

Contact Form:

C=1C/O; A = N/O; B= N/C

Coil Voltage: 12D= 12Vdc

S= Sealed type

COIL DATA (at 23 °C)

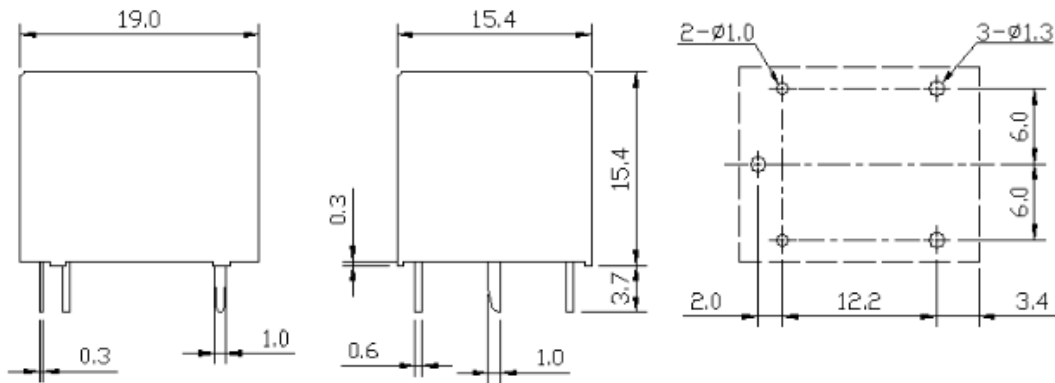
Nominal Voltage (VDC)	Pick-up Voltage VDC(Max)	Drop-out Voltage VDC(Min)	Coil Resistance (Ω) \pm 10%	Nominal operating Power (W)	Max.Allowable Voltage
3	2.25	0.30	25	0.36	110% of nominal Voltage
5	3.75	0.50	70		
6	4.50	0.60	100		
9	6.75	0.90	225		
12	9.00	1.20	400		
24	18.00	2.40	1600		
48	36.00	4.80	6400		

DIMENSIONS

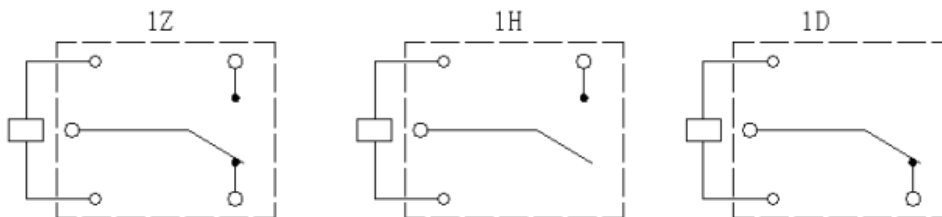
Unit: mm

Outline Dimensions

PCB Layout (Bottom view)



Wiring Diagram (Bottom view)



Disclaimer:

The specifications in this datasheet are for reference only and subject to change without notice. No chance for us to evaluate all the specifications and technical parameters for each possible application. The users will take the responsibility to choose the correct products for their own applications. While if any technical support is needed, please contact NCR team for assistance.