PolarTEC™ PT Series PT8-12-F2-4040-TB-RT-W6
MFG Part Number: 430044-505

PolarTEC™ PT Series Thermoelectric Cooler

The PT8-12-F2-4040-TB-RT-W6 is a porch-style thermoelectric cooler. The hot side ceramic has an extended edge, which allows for a strong lead attachment to accommodate the wiring of multiple thermoelectric coolers into an array. It has a maximum Qc of 71 Watts when ΔT = 0 and a maximum ΔT of 70.5 °C at Qc = 0.

Features

- Strong lead attachment
- Precise temperature control
- Reliable solid-state operation
- No sound or vibration
- DC operation
- RoHS-compliant

Applications

- Cooling for Mobile Base Stations and Cell Towers
- Thermal Management Solutions for Beverage Cooling
- Cooling for Centrifuges
- Energy Storage Systems

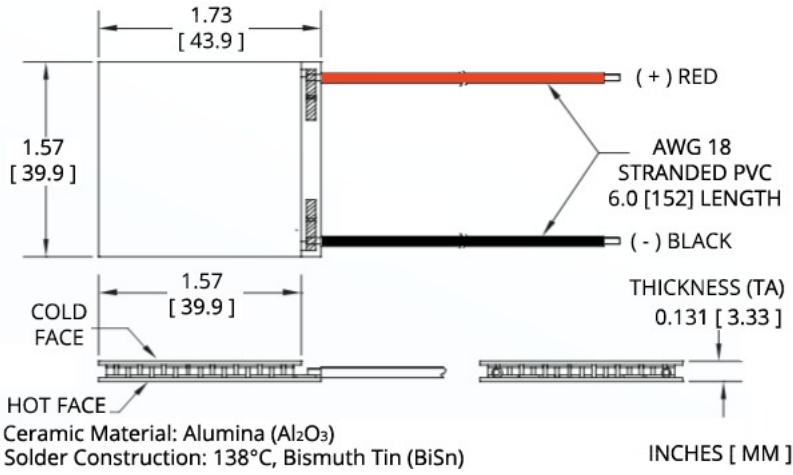

Note: Allow 0.020 in [0.5 mm] around perimeter of the thermoelectric cooler and lead wire attachment to accommodate sealant

ELECTRICAL AND THERMAL PERFORMANCE

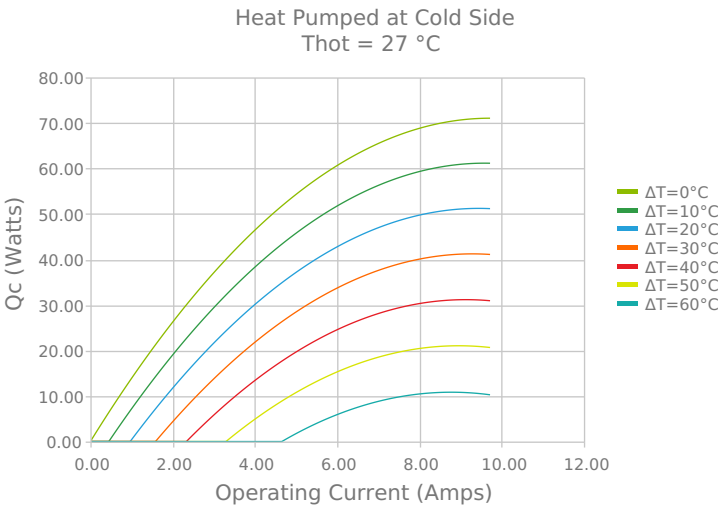

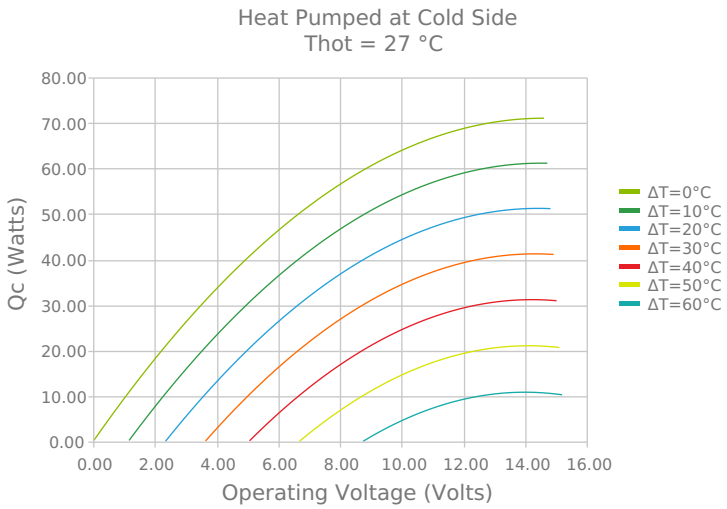

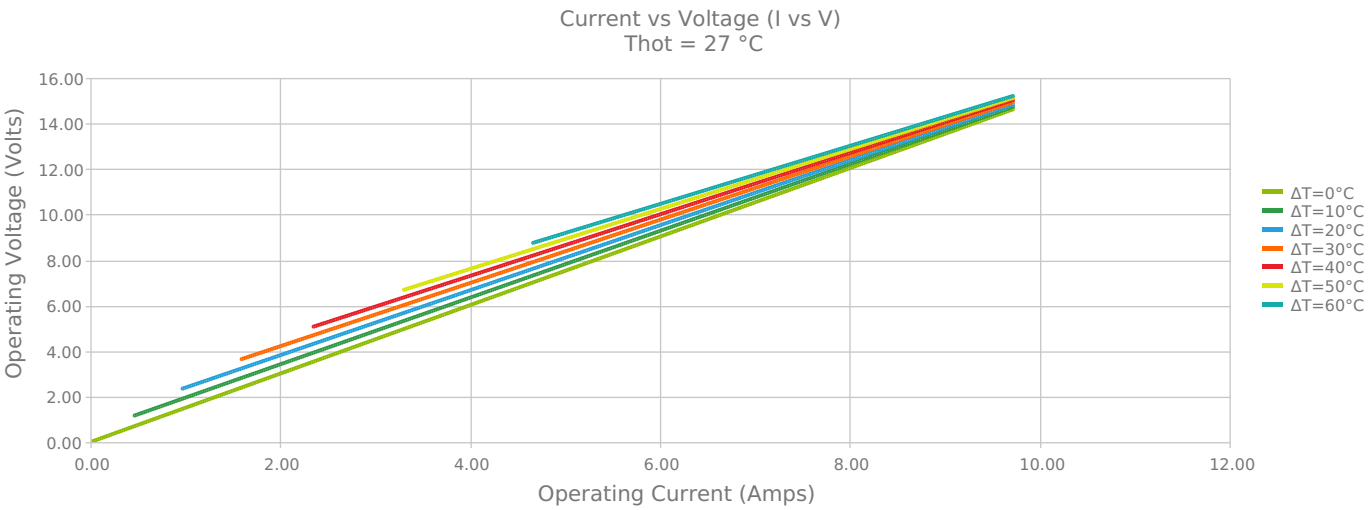

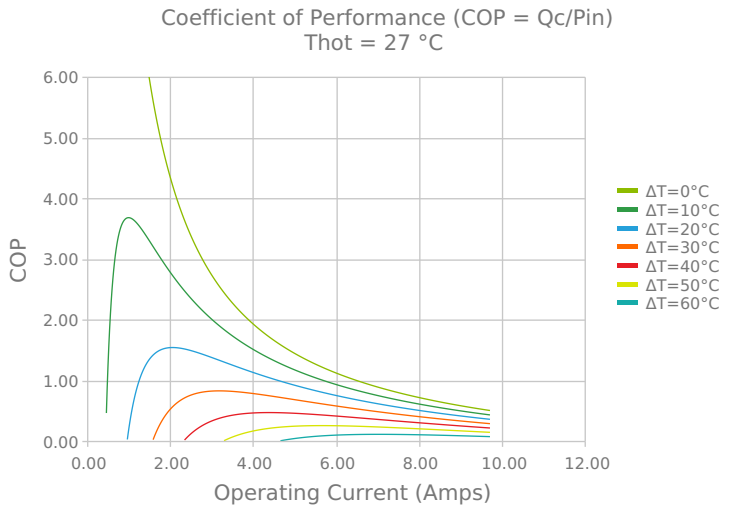
Coefficient of Performance (COP = Qc/Pin)
Thot = 27 °C
COP
Operating Current (Amps)
ΔT=0°C
ΔT=10°C
ΔT=20°C
ΔT=30°C
ΔT=40°C
ΔT=50°C
ΔT=60°C

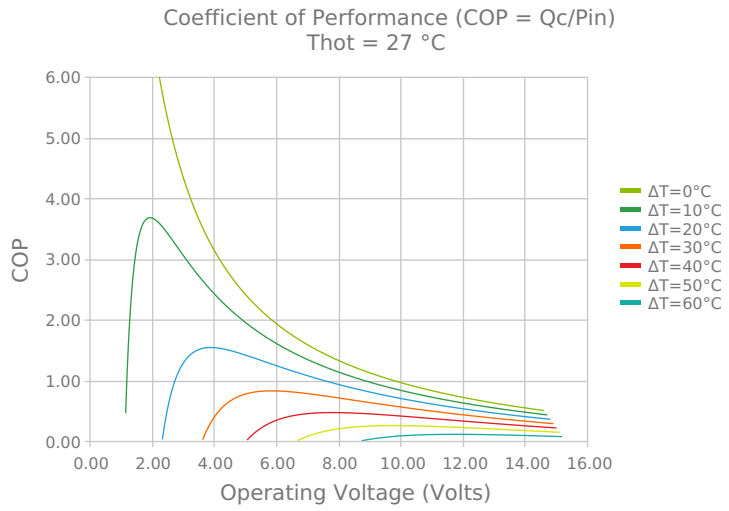
Coefficient of Performance (COP = Qc/Pin)
Thot = 27 °C
COP
Operating Voltage (Volts)
ΔT=0°C
ΔT=10°C
ΔT=20°C
ΔT=30°C
ΔT=40°C
ΔT=50°C
ΔT=60°C

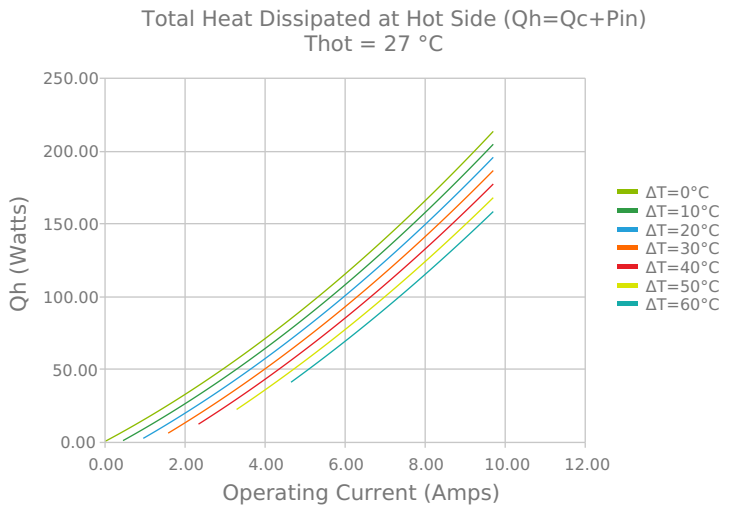
Total Heat Dissipated at Hot Side (Qh=Qc+Pin)
Thot = 27 °C
Qh (Watts)
Operating Current (Amps)
ΔT=0°C
ΔT=10°C
ΔT=20°C
ΔT=30°C
ΔT=40°C
ΔT=50°C
ΔT=60°C

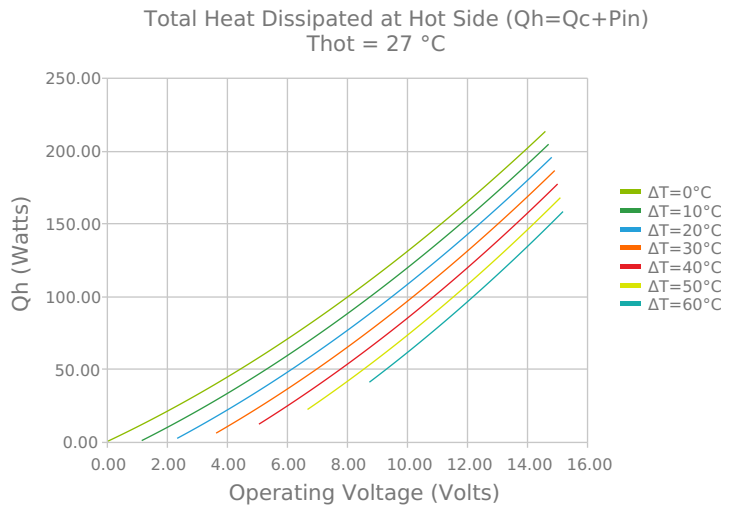
Total Heat Dissipated at Hot Side (Qh=Qc+Pin)
Thot = 27 °C
Qh (Watts)
Operating Voltage (Volts)
ΔT=0°C
ΔT=10°C
ΔT=20°C
ΔT=30°C
ΔT=40°C
ΔT=50°C
ΔT=60°C

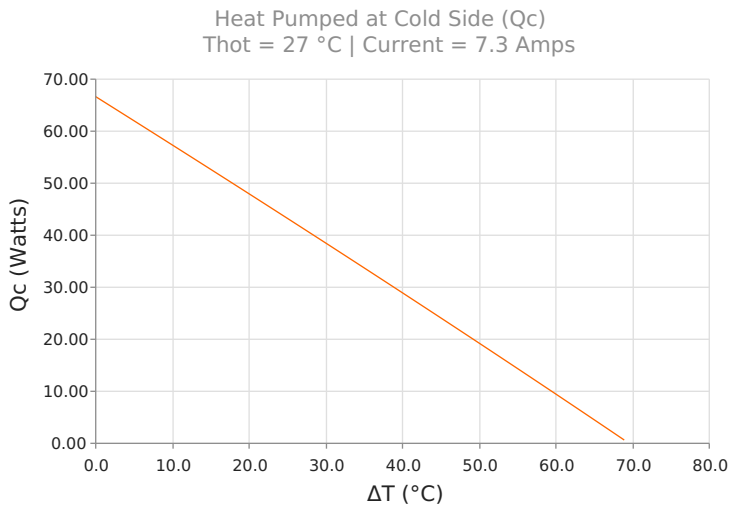
Heat Pumped at Cold Side (Qc)
Thot = 27 °C | Current = 7.3 Amps
Qc (Watts)
ΔT (°C)

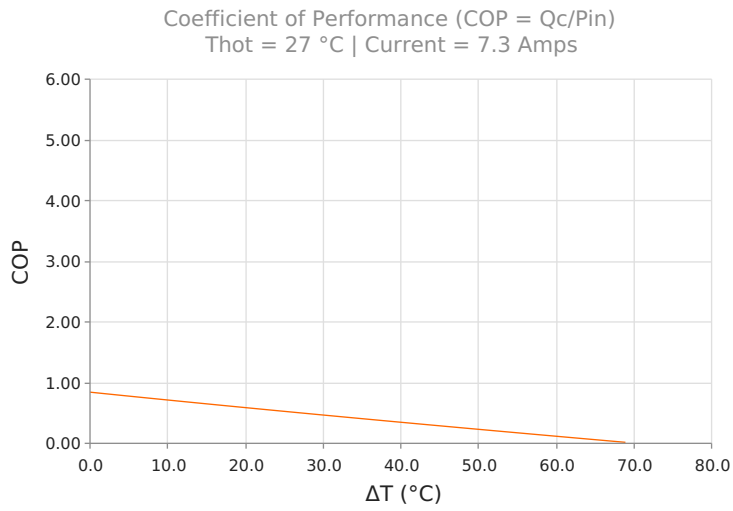
Coefficient of Performance (COP = Qc/Pin)
Thot = 27 °C | Current = 7.3 Amps
COP
ΔT (°C)

SPECIFICATIONS*

Hot Side Temperature	27.0 °C	35.0 °C	50.0 °C
Qcmax (ΔT = 0)	71.0 Watts	73.2 Watts	77.0 Watts
ΔTmax (Qc = 0)	70.5°C	73.5°C	78.8°C
Imax (I @ ΔTmax)	8.6 Amps	8.5 Amps	8.4 Amps
Vmax (V @ ΔTmax)	13.9 Volts	14.4 Volts	15.4 Volts
Module Resistance	1.50 Ohms	1.57 Ohms	1.68 Ohms
Max Operating Temperature	80 °C		
Weight	23.0 gram(s)		

* Specifications reflect thermoelectric coefficients updated March 2020

FINISHING OPTIONS

Suffix	Thickness	Flatness / Parallelism	Hot Face	Cold Face	Lead Length
TB	3.480 ±0.013 mm 0.137 ± 0.001 in	0.013 mm / 0.013 mm 0.0005 in / 0.0005 in	Lapped	Lapped	152.4 mm 6.00 in

SEALING OPTIONS

Suffix	Sealant	Color	Temp Range	Description
RT	RTV	White	-60 to 204°C	Non-corrosive, silicone adhesive

NOTES

1. Max operating temperature: 80°C
2. Do not exceed Imax or Vmax when operating module
3. Reference assembly guidelines for recommended installation

Any information furnished by Laird and its agents, whether in specifications, data sheets, product catalogues or otherwise, is believed to be (but is not warranted as being) accurate and reliable, is provided for information only and does not form part of any contract with Laird. All specifications are subject to change without notice. Laird assumes no responsibility and disclaims all liability for losses or damages resulting from use of or reliance on this information. All Laird products are sold subject to the Laird Terms and Conditions of sale (including Laird's limited warranty) in effect from time to time, a copy of which will be furnished upon request.

© Copyright 2020 Laird Thermal Systems GmbH. All Rights Reserved. Laird, Laird Technologies, Laird Thermal Systems, the Laird Logo, and other word marks and logos are trademarks or registered trademarks of Laird Limited or an affiliate company thereof. Other product or service names may be the property of third parties. Nothing herein provides a license under any Laird or any third party intellectual property rights.

Date: 04/24/2020