


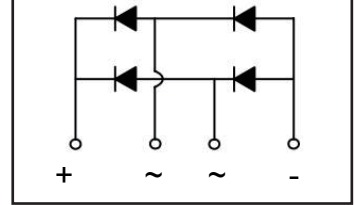
GBU0402 thru GBU0412

Feature

- Glass passivated die construction
- Ideal for printed circuit boards
- High surge current capability
- High temperature soldering guaranteed: 265°C /10 seconds, 0.375" (9.5mm) lead length, 5lbs. (2.3kg) tension



Circuit



Mechanical Data

- Case: Molded plastic case
- Terminals: Plated leads solderable per MIL-STD-750, Method 2026
- Polarity: Marked on Body
- Mounting Position: Any

Maximum value

Symbol	Parameter	Rating						Unit
		GBU0402	GBU0404	GBU0406	GBU0408	GBU0410	GBU0412	
VRRM	Reverse peak repetitive voltage	200	400	600	800	1000	1200	V
VRSM	Reverse peak non-repetitive voltage	300	500	700	900	1100	1300	V

Maximum Ratings and Thermal Characteristics (TA = 25°C unless otherwise noted)

Symbol	Conditions	Rating	Unit
Id	Average forward output current sine wave ,R-load Tc =100°C	4	A
IFSM	Peak forward surge current single half sine-wave superimposed on rated load (JEDEC Method) 50Hz Tj=25°C	135	A
I ² t	Rating for fusing (t=1~10ms)	91	A ² S
Viso	A.C.50/60Hz;R.M.S.;1min	2000	V
Tj,Tstg	Operating Junction and storage temperature range	-40 to +150	°C
Ms	Mounting Torque (Recommended torque:0.65 N·m)	0.8	N·m
Wt	Approximate Weight	4	g

Electrical characteristics

Symbol	Conditions	Value	Unit
V _{FM}	Maximum Forward Voltage per leg I _{FM} =2A, T _j =25°C	1.0	V
I _{RRM}	Maximum reverse current at rated blocking voltage per leg T _j =150°C	0.5	mA
R _{th(j-c)}	Maximum thermal resistance per (Junction to case)	per diode	14
		total	3.5

GBU0402 thru GBU0412

Performance Curves

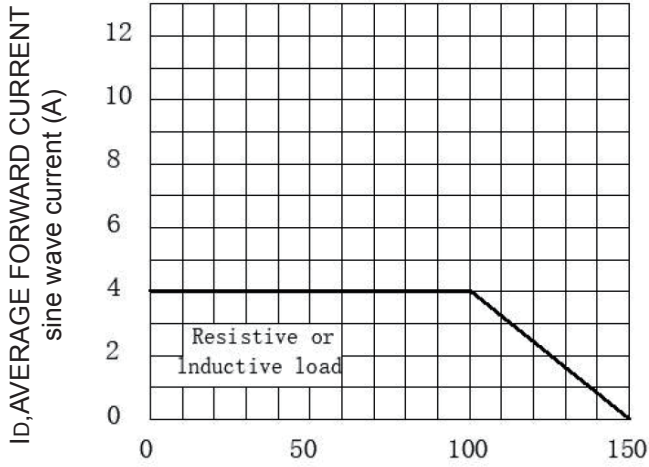


Fig.1 Forward Current Derating Curve

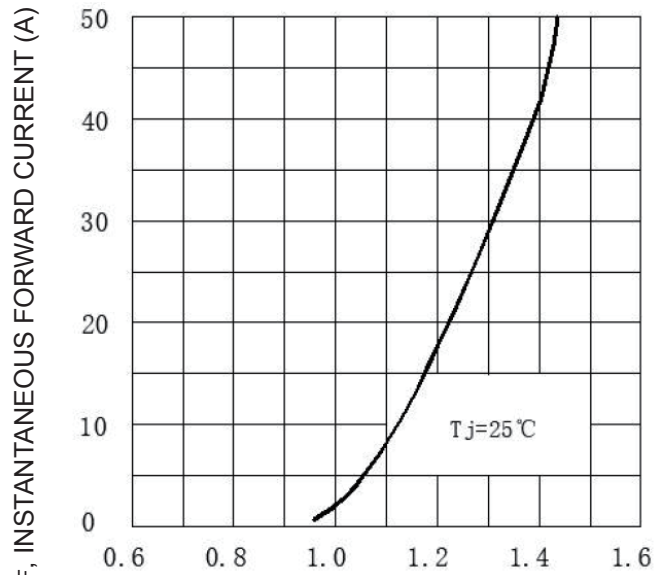


Fig.2 Maximum Forward Characteristics, per element

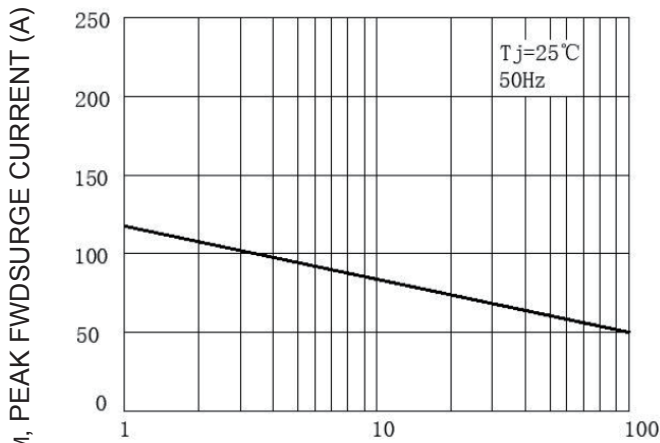


Fig.3 Max Non-Repetitive Surge Current

Outline

