

SERIES: SDM36-U | **DESCRIPTION:** AC-DC POWER SUPPLY

FEATURES

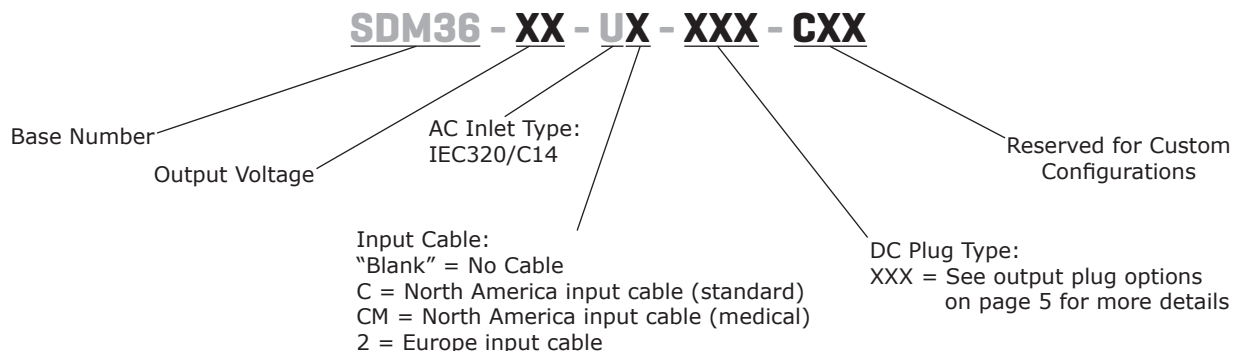
- up to 36 W continuous power
- meets DoE Level VI efficiency
- universal input voltage range
- compact size
- no load power consumption < 0.10 W
- over voltage and short circuit protections
- UL/cUL, TUV (60601-1), and PSE safety approvals
- LED indicator
- custom designs available



MODEL	output voltage	output current max	output power max	ripple and noise ¹ max	efficiency level
	(Vdc)	(A)	(W)	(mVp-p)	
SDM36-5-U	5	5	25	80	VI
SDM36-7.5-U	7.5	4	30	80	VI
SDM36-9-U	9	4	36	90	VI
SDM36-12-U	12	3	36	120	VI
SDM36-15-U	15	2.4	36	150	VI
SDM36-18-U	18	2	36	180	VI
SDM36-24-U	24	1.5	36	240	VI

Notes: 1. At full load, nominal input, 20 MHz bandwidth oscilloscope, output terminated with 0.1 μF multilayer ceramic and 10 μF low ESR electrolytic capacitors.

PART NUMBER KEY



INPUT

parameter	conditions/description	min	typ	max	units
voltage		90		264	Vac
frequency		47		63	Hz
current				1	A
inrush current	at 230 Vac, full load, 25°C, cold start			70	A
leakage current				0.3	mA
no load power consumption	at 230 Vac			0.10	W

OUTPUT

parameter	conditions/description	min	typ	max	units
regulation	5 Vdc model all other models		±6 ±5		% %

PROTECTIONS

parameter	conditions/description	min	typ	max	units
over voltage protection	output shut down			200	%
over current protection	output shut down, auto recovery			200	%
short circuit protection	output shut down, auto recovery				

SAFETY & COMPLIANCE

parameter	conditions/description	min	typ	max	units
isolation voltage	input to output at 10 mA for 1 minute input to frame ground at 10 mA for 1 minute		4,000 2,000		Vac Vac
isolation resistance	input to output at 500 Vdc input to frame ground at 500 Vdc	10 10			MΩ MΩ
safety approvals	Medical: UL/cUL, TUV (60601-1) ITE: PSE UKCA				
EMI/EMC	FCC Part 15B Class B, CE				
MTBF	as per Telcordia SR-332, 25°C	300,000			hours
RoHS	2011/65/EU				

ENVIRONMENTAL

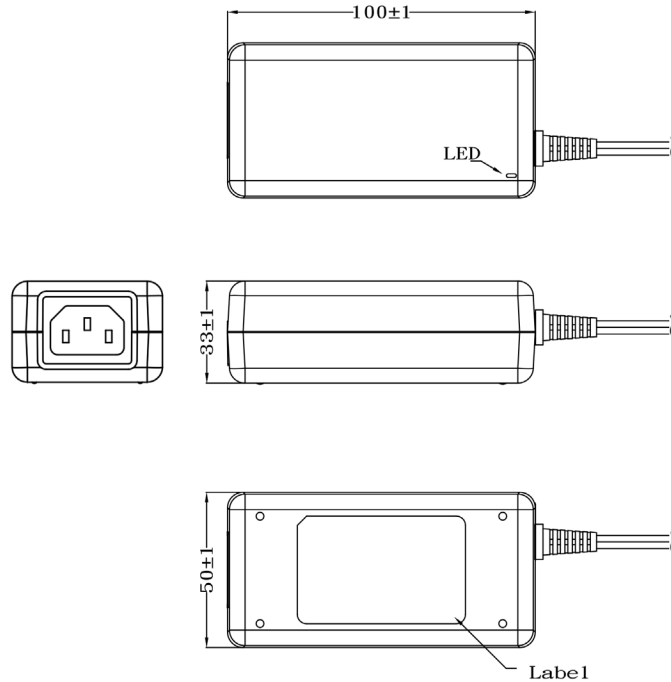
parameter	conditions/description	min	typ	max	units
operating temperature		0		40	°C
storage temperature		-20		80	°C
operating humidity	non-condensing	20		80	%
storage humidity	non-condensing	10		90	%

MECHANICAL

parameter	conditions/description	min	typ	max	units
dimensions	100 x 50 x 33				mm
inlet plug	IEC320/C14				
weight	without ac cord		170		g

MECHANICAL DRAWING

units: mm
tolerance: ± 1.0 mm



DC CORD

units: mm



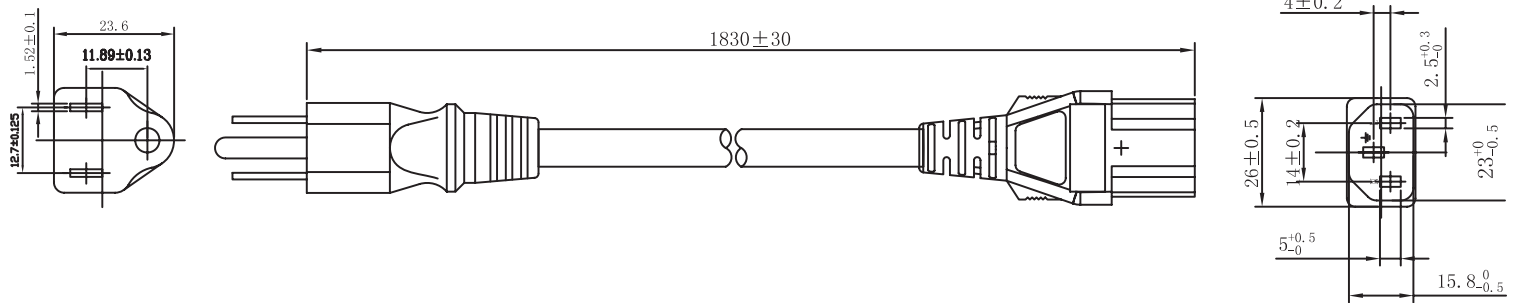
Table 1

MODEL NO.	CABLE	CORD LENGTH
SDM36-5-U	UL2468, 16 AWG	1,500 mm ± 30
SDM36-7.5-U	UL2468, 18 AWG	1,500 mm ± 30
SDM36-9-U	UL2468, 18 AWG	1,500 mm ± 30
SDM36-12-U	UL2468, 18 AWG	1,500 mm ± 30
SDM36-15-U	UL2468, 18 AWG	1,500 mm ± 30
SDM36-18-U	UL2468, 20 AWG	1,500 mm ± 30
SDM36-24-U	UL2468, 20 AWG	1,500 mm ± 30

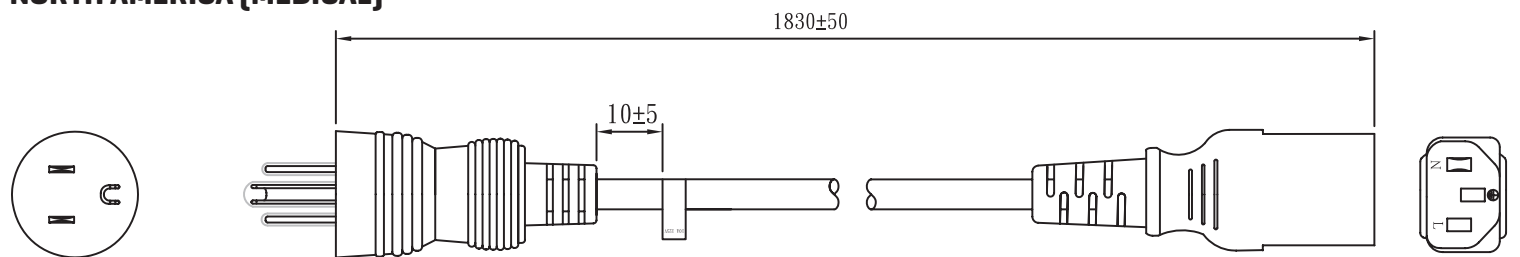
AC CORDS

units: mm

NORTH AMERICA (STANDARD)



NORTH AMERICA (MEDICAL)



EUROPE



DC PLUG TYPE PART NUMBER KEY

XXX

Plug Polarity:
P = Center Positive
N = Center Negative



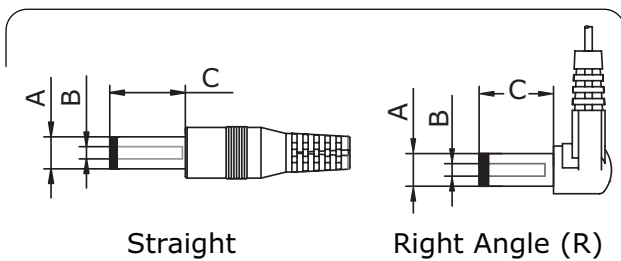
Plug Code:
X = Choose a code from the options below

Plug Angle:
"blank" = Straight
R = Right Angle

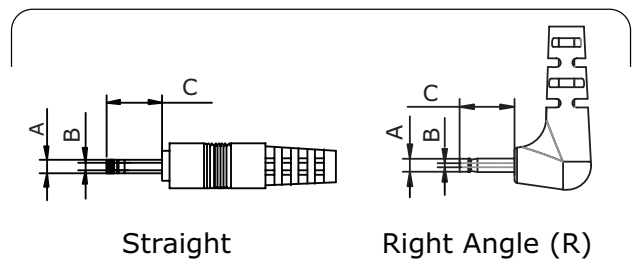
Plug Polarity		Code		Dimensions (mm)			Plug Angle	
Center Pos.	Center Neg.	Option	Type	A	B	C	Straight	Right
•	•	5	Standard	5.5	2.1	9.5	•	•
•	•	6	Standard	5.5	2.5	9.5	•	•
•	•	7	Standard	3.5	1.35	9.5	•	•
•	•	8	Standard	3.8	1.35	9.5	•	•
•	•	9	Standard	3.8	1.05	9.5	•	•
•	•	10	Locking	5.5	2.1	9.5	•	N/A
•	•	11	Locking	5.5	2.5	9.5	•	N/A
•	•	12	EIAJ-1	2.35	0.7	9.5	•	•
•	•	13	EIAJ-2	4.0	1.7	9.5	•	•
•	•	14	EIAJ-3	4.75	1.7	9.5	•	•
N/A	N/A	ST	Stripped & Tinned			N/A	N/A	
N/A	N/A	MUB	USB	Micro USB Type B			•	N/A

Note: 1. Contact CUI for additional plug options

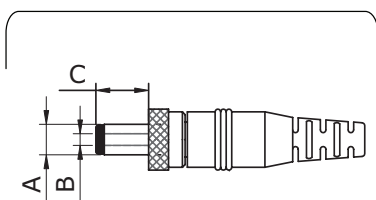
Standard



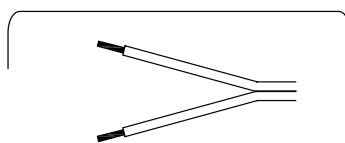
EIAJ



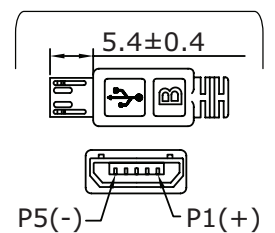
Locking



Stripped & Tinned



USB



REVISION HISTORY

rev.	description	date
1.0	initial release	01/29/2018
1.01	updated datasheet	06/14/2019
1.02	company logo update	07/23/2020
1.03	UKCA added to safety	05/20/2021

The revision history provided is for informational purposes only and is believed to be accurate.



Headquarters
20050 SW 112th Ave.
Tualatin, OR 97062
800.275.4899

Fax 503.612.2383
cui.com
techsupport@cui.com

This device complies with part 15 of the FCC Rules. Operation is subject to the following two conditions:

- (1) This device may not cause harmful interference, and
- (2) this device must accept any interference received, including interference that may cause undesired operation.

CUI offers a one (1) year limited warranty. Complete warranty information is listed on our website.

CUI reserves the right to make changes to the product at any time without notice. Information provided by CUI is believed to be accurate and reliable. However, no responsibility is assumed by CUI for its use, nor for any infringements of patents or other rights of third parties which may result from its use.

CUI products are not authorized or warranted for use as critical components in equipment that requires an extremely high level of reliability. A critical component is any component of a life support device or system whose failure to perform can be reasonably expected to cause the failure of the life support device or system, or to affect its safety or effectiveness.

Mouser Electronics

Authorized Distributor

Click to View Pricing, Inventory, Delivery & Lifecycle Information:

CUI Inc.:

[SDM36-5-U-P5R](#) [SDM36-12-UC-P6R](#) [SDM36-15-U2-P6R](#) [SDM36-5-U2-P5](#) [SDM36-7.5-UC-P6](#) [SDM36-18-U2-P5R](#)
[SDM36-7.5-UC-P6R](#) [SDM36-24-UCM-P5](#) [SDM36-5-UCM-P6R](#) [SDM36-5-U-P5](#) [SDM36-9-UCM-P5R](#) [SDM36-7.5-U2-P5](#) [SDM36-9-U-P5R](#) [SDM36-18-U-P6](#) [SDM36-24-UC-P6](#) [SDM36-15-UC-P5](#) [SDM36-7.5-UC-P5](#) [SDM36-24-U2-P5R](#) [SDM36-18-U2-P5](#) [SDM36-9-U2-P6](#) [SDM36-18-U2-P6R](#) [SDM36-18-UC-P5](#) [SDM36-15-UC-P6R](#) [SDM36-5-UCM-P6](#) [SDM36-18-UC-P6R](#) [SDM36-12-U2-P6](#) [SDM36-18-UC-P5R](#) [SDM36-9-UC-P5](#) [SDM36-15-U2-P5R](#) [SDM36-5-UC-P5R](#) [SDM36-9-U2-P5R](#) [SDM36-9-UCM-P5](#) [SDM36-12-UCM-P5R](#) [SDM36-18-UCM-P6](#) [SDM36-12-U-P5R](#) [SDM36-24-U-P5R](#) [SDM36-7.5-UCM-P5R](#) [SDM36-12-UC-P6](#) [SDM36-15-U-P5](#) [SDM36-12-UCM-P6](#) [SDM36-24-U2-P6R](#) [SDM36-12-UCM-P5](#) [SDM36-5-U-P6R](#) [SDM36-24-UCM-P6](#) [SDM36-9-U2-P6R](#) [SDM36-18-UCM-P5](#) [SDM36-15-U-P6](#) [SDM36-15-UC-P6](#) [SDM36-7.5-U-P5](#) [SDM36-9-U-P6R](#) [SDM36-24-UCM-P6R](#) [SDM36-5-UCM-P5](#) [SDM36-12-U2-P5](#) [SDM36-15-UCM-P6R](#) [SDM36-18-UCM-P6R](#) [SDM36-7.5-U-P6](#) [SDM36-5-UC-P6R](#) [SDM36-5-U2-P6](#) [SDM36-9-UCM-P6R](#) [SDM36-15-U-P5R](#) [SDM36-15-U2-P6](#) [SDM36-5-U-P6](#) [SDM36-7.5-U-P5R](#) [SDM36-12-U-P5](#) [SDM36-12-U-P6R](#) [SDM36-24-UC-P5R](#) [SDM36-5-UC-P6](#) [SDM36-15-U2-P5](#) [SDM36-5-U2-P5R](#) [SDM36-12-U2-P6R](#) [SDM36-18-U-P5](#) [SDM36-7.5-U2-P6R](#) [SDM36-18-U2-P6](#) [SDM36-7.5-UCM-P5](#) [SDM36-12-UCM-P6R](#) [SDM36-24-U-P6](#) [SDM36-15-UCM-P5R](#) [SDM36-9-UC-P6](#) [SDM36-9-UC-P5R](#) [SDM36-18-UC-P6](#) [SDM36-12-U2-P5R](#) [SDM36-7.5-UCM-P6](#) [SDM36-7.5-U-P6R](#) [SDM36-24-UC-P6R](#) [SDM36-7.5-U2-P6](#) [SDM36-5-UC-P5](#) [SDM36-15-UC-P5R](#) [SDM36-9-U-P6](#) [SDM36-15-UCM-P5](#) [SDM36-18-U-P5R](#) [SDM36-12-UC-P5R](#) [SDM36-12-U-P6](#) [SDM36-24-U2-P6](#) [SDM36-5-U2-P6R](#) [SDM36-9-U2-P5](#) [SDM36-7.5-UC-P5R](#) [SDM36-15-U-P6R](#) [SDM36-7.5-UCM-P6R](#) [SDM36-24-U2-P5](#) [SDM36-5-UCM-P5R](#)