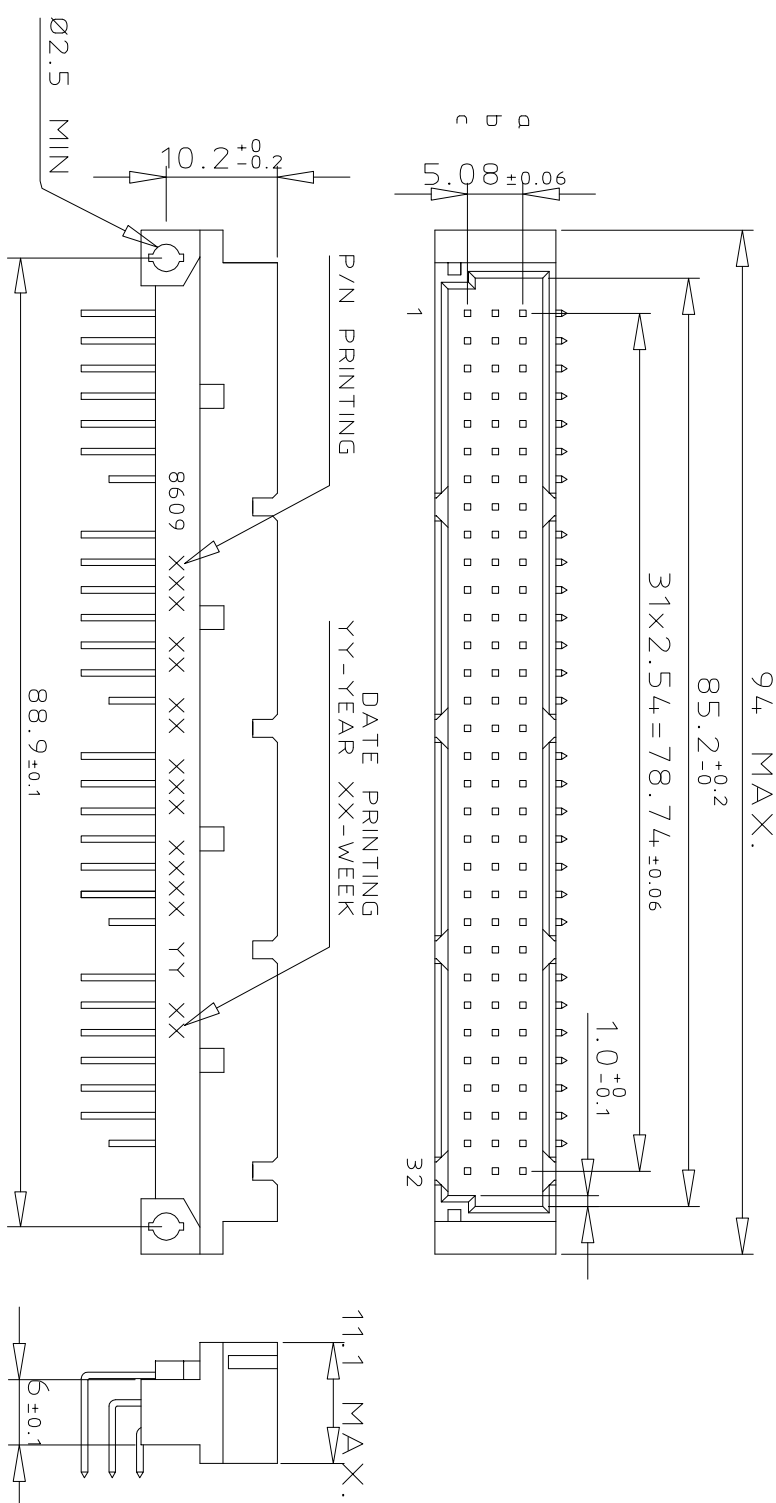
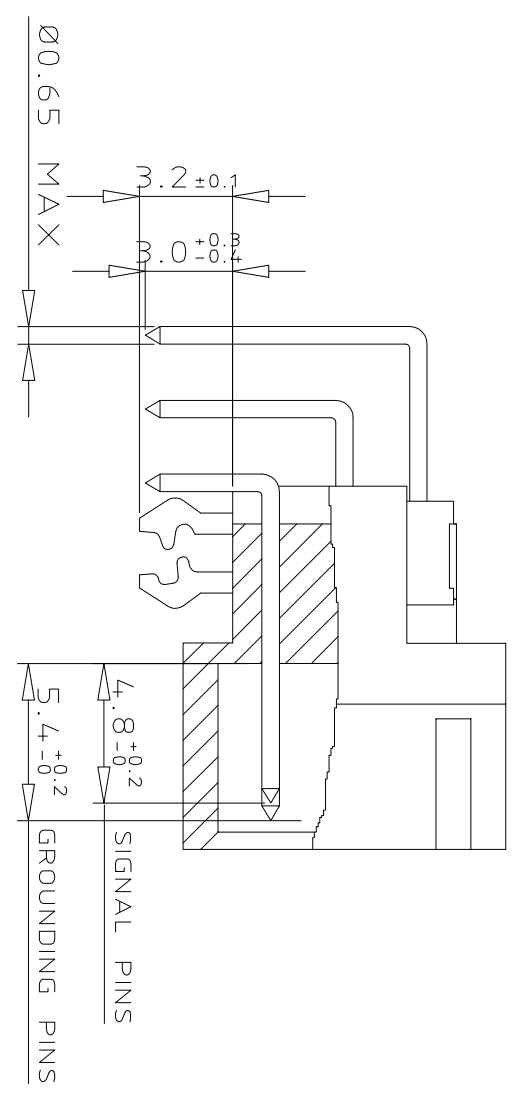


DIMENSIONS



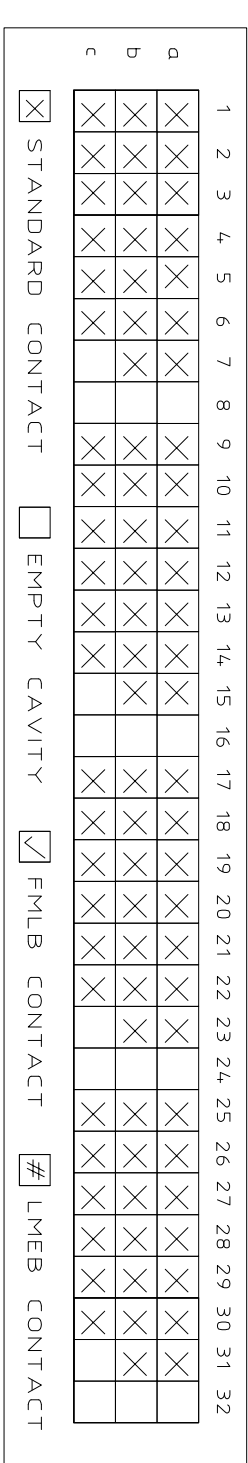
TERMINATION



ORDERING INFORMATION

SERIES	8609	3	80	7	1	13	7	6	0	NNLF
ROWS FITTED WITH CONTACTS	Row a	b	c							
NO. OF CONTACTS	80									
TYPE OF INSULATOR	3 ROW MALE INSULATOR									
METHOD OF MOUNTING	STANDARD MOUNTING - STYLE C									
TERMINATION	ANGLED SPILL									
OPTIONS	NO. OPTION WITH HARPOONS									
PERFORMANCE CLASS	DIN 41612 CLASS 3									
	DIN 41612 CLASS 2									
	DIN 41612 CLASS 1									
	AS PER MIL C 55302 / JSS 50808									
PITCH PER ROW	MIXED PITCH									
LEAD FREE VERSION SPL CONTACTS LOADING	NNLF									

CONTACT ARRANGEMENT



<input checked="" type="checkbox"/> STANDARD CONTACT <input type="checkbox"/> EMPTY CAVITY <input checked="" type="checkbox"/> FMLB CONTACT <input type="checkbox"/> LMEB CONTACT																															
GENERAL CHARACTERISTICS & ROHS INFO																															
REFER DRAWING C-8609-0000A																															

1	2	3	4	5	6	7	8	9	10	11	12	13	14	15	16	17	18	19	20	21	22	23	24	25	26	27	28	29	30	31	32
X	X	X	X	X	X	X	X	X	X	X	X	X	X	X	X	X	X	X	X	X	X	X	X	X	X	X	X	X	X	X	X
X	X	X	X	X	X	X	X	X	X	X	X	X	X	X	X	X	X	X	X	X	X	X	X	X	X	X	X	X	X	X	

mat'l. code	SEE DRAWING C-8609-0000A	surface	ISO 1302	tolerance	ISO 406	ISO 1101	projection	product family	8609	
tr	ecn	no	dr	ddte	tolerances unless otherwise specified	0.X	±0.1	title	DIN STANDARD HEADER	
A	106-0169	MINI	2006-09-08	angles	0.XX	±0.1	mm	ANGLED SPILL DIN 41612 STYLE C		
B	108-0146	KR	2008-10-21	linear	0.XXX	±0.1	mm			
				0*2°			Scale 3:2			
		dr	MINI K V					dwg no	sheet 1 of 1 size	
		engr	RAKHHEE G					C-8609-2083	A3	
		chr	KESAVAN R							
		appd	KESAVAN R							
sheet	revision									
index	sheet	1								

Mouser Electronics

Authorized Distributor

Click to View Pricing, Inventory, Delivery & Lifecycle Information:

[FCI / Amphenol:](#)

[86093807113760NNLF](#)