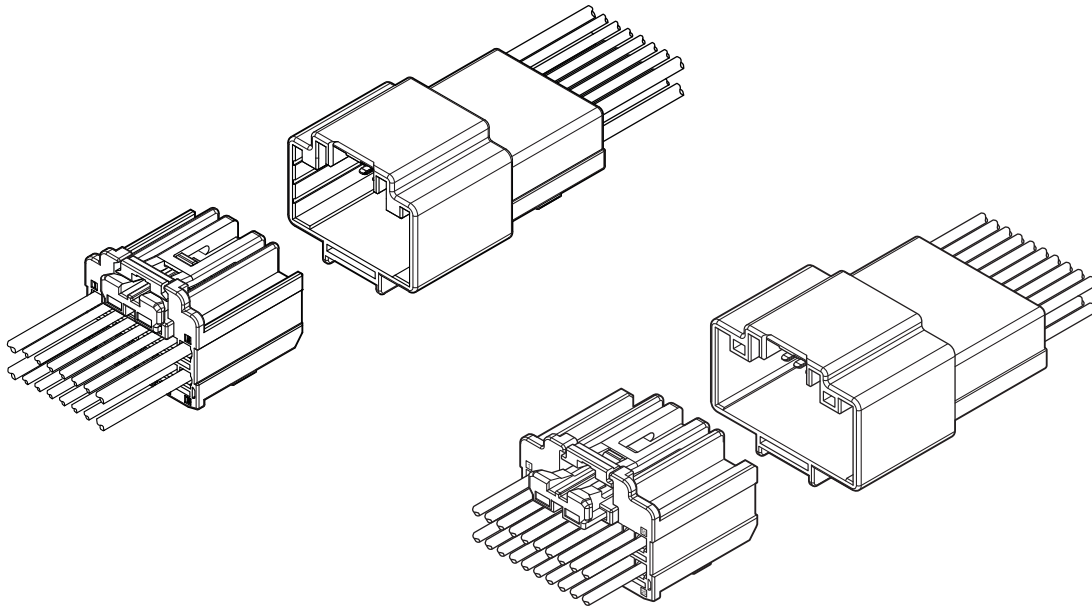


1.2 mm unsealed wire-to-wire connector system for automotive applications.

Features

- 16 and 20 circuits, Wire-to-Wire Connection
- Connector Position Assurance (CPA) Design
- Unsealed Inline Connector
- 1.2 mm Terminal Compliant with USCAR Standards



Specifications

- Current rating: 14 A AC, DC max. (0.75 mm², Single circuit)
19 A AC, DC max. (1.5 mm², Single circuit)
- Withstanding voltage: 1,000 VAC/minute
- Temperature range: -40°C to +105°C (Sn plating)
-40°C to +125°C (Ag plating)
(including temperature rise in applying electrical current)
- Contact resistance: Initial value/ 8 mΩ max.
After environmental tests/ 8 mΩ max.
- Insulation resistance: 100 MΩ min.
- Applicable wire:

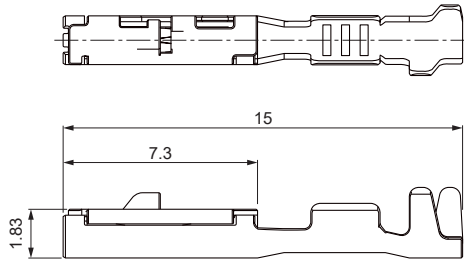
FLRY-A	0.35 to 1.5 mm ²
FLRY-B	0.75 mm ²
FLR2X-A	0.35 to 1.5 mm ²

* Compliant with ELV/RoHS2.

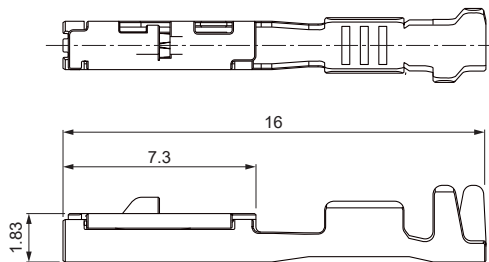
* Contact JST for details.

Female terminal

SSS/SS barrel

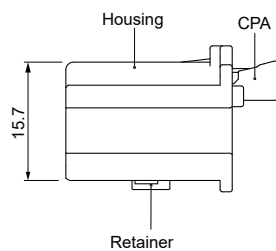
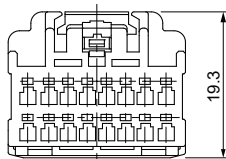
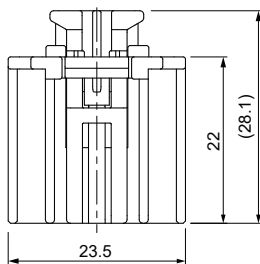


S/M barrel

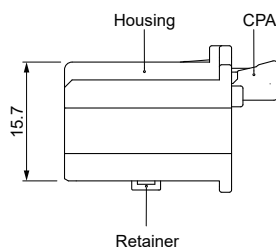
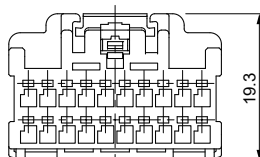
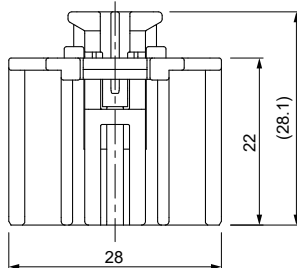


Female connector

●16 circuits



●20 circuits



Size	Model No.	Applicable wire range		Q'ty/reel
		Conductor (mm ²)	Insulation O.D. (mm)	
SSS	①SMSA-A001T-M1.2	0.13	0.95 to 1.05	9,000
SS	①SMSA-A011T-M1.2	0.35	1.2 to 1.4	9,000
S	①SMSA-A031T-M1.2	0.5 to 0.75	1.6 to 1.9	8,500
M	①SMSA-A041T-M1.2	1.0 to 1.5	2.1 to 2.4	6,000
SSS	②SMSA-A001A-M1.2	0.13	0.95 to 1.05	9,000
SS	②SMSA-A011A-M1.2	0.35	1.2 to 1.4	9,000
S	②SMSA-A031A-M1.2	0.5 to 0.75	1.6 to 1.9	8,500
M	②SMSA-A041A-M1.2	1.0 to 1.5	2.1 to 2.4	6,000

Material and Finish

- ①Copper alloy, tin-plated (reflow treatment)
- ②Copper alloy, nickel-undercoated, Contact area: silver-plated
Barrel area: tin-plated

Circuits	Model No.	Housing Color	Q'ty/box
16	16MSA-RBC-1A-A-K	Black	441
	16MSA-RBC-1A-B-H	Gray	441
20	20MSA-RBC-1A-A-K	Black	378

Material and Finish

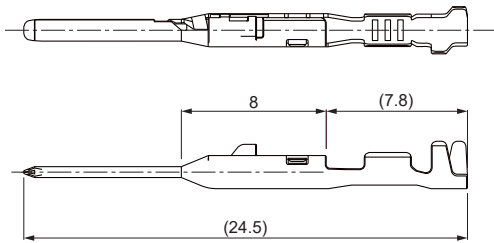
- Housing: PBT
- Retainer: Glass-filled PBT, Natural (White)
- CPA: Glass-filled PBT, Natural (White)

Note: Color/Key codes other than above-mentioned housing are also available. Contact JST for details.

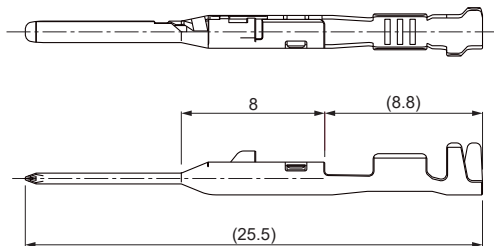
MSA CONNECTOR

Male terminal

SSS/SS barrel

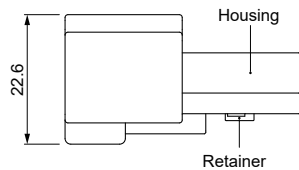
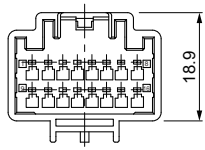
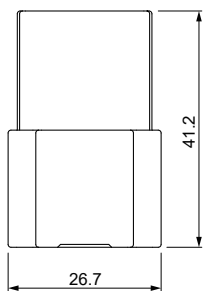


S/M barrel

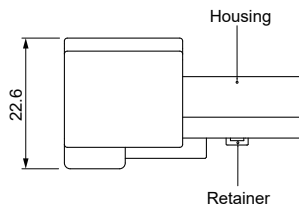
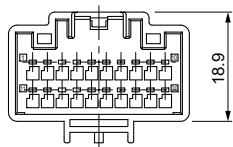
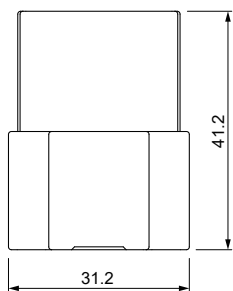


Male connector

● 16 circuits



● 20 circuits



Size	Model No.	Applicable wire range		Q'ty/reel
		Conductor (mm ²)	Insulation O.D. (mm)	
SSS	①SMSAW-A001T-M1.2	0.13	0.95 to 1.05	10,000
SS	①SMSAW-A011T-M1.2	0.35	1.2 to 1.4	9,000
S	①SMSAW-A031T-M1.2	0.5 to 0.75	1.6 to 1.9	9,000
M	①SMSAW-A041T-M1.2	1.0 to 1.5	2.1 to 2.4	6,500
SSS	②SMSAW-A001A-M1.2	0.13	0.95 to 1.05	10,000
SS	②SMSAW-A011A-M1.2	0.35	1.2 to 1.4	9,000
S	②SMSAW-A031A-M1.2	0.5 to 0.75	1.6 to 1.9	9,000
M	②SMSAW-A041A-M1.2	1.0 to 1.5	2.1 to 2.4	6,500

Material and Finish

①Copper alloy, tin-plated (reflow treatment)

②Copper alloy, nickel-undercoated, Contact area: silver-plated
Barrel area: tin-plated

Circuits	Model No.	Housing Color	Q'ty/box
16	16MSA-PB-1A-A-K	Black	252
	16MSA-PB-1A-B-H	Gray	252
20	20MSA-PB-1A-A-K	Black	216

Material and Finish

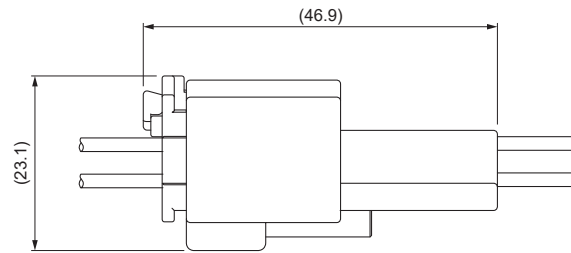
Housing: PBT

Retainer: Glass-filled PBT, Natural (White)

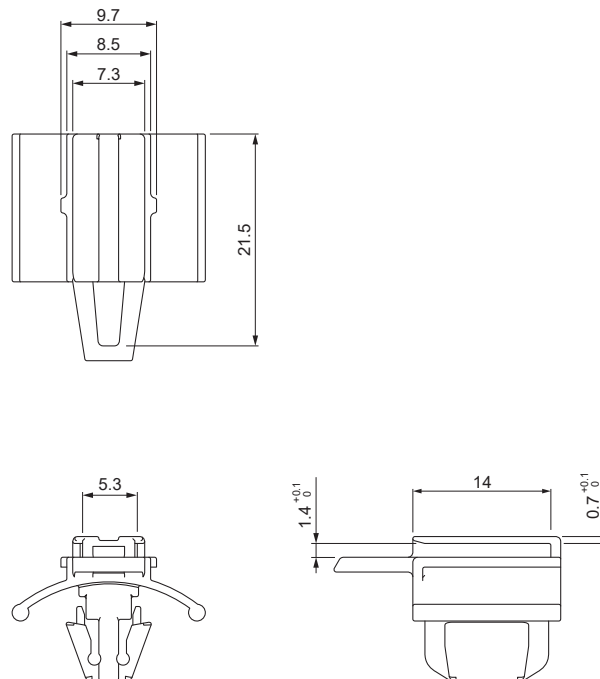
Note: Color/Key codes other than above-mentioned housing are also available.
Contact JST for details.

Assembly layout

● 16, 20 circuits



Clip layout



Recommended clip layout

Note: Contact JST for details.

Crimping machine, Applicator

Strip terminal	Crimping machine	Crimp applicator MKS-L	
		Dies	Crimp applicator with dies
SMSA-A001()-M1.2	AP-K2N	MK/SMSA-A001-12	APLMK SMSA-A001-12
SMSA-A011()-M1.2		MK/SMSA-A011-12	APLMK SMSA-A011-12
SMSA-A031()-M1.2		MK/SMSA-A031-12	APLMK SMSA-A031-12
SMSA-A041()-M1.2		MK/SMSA-A041-12	APLMK SMSA-A041-12
SMSAW-A001()-M1.2		MK/SMSAW-A001-12	APLMK SMSAW-A001-12
SMSAW-A011()-M1.2		MK/SMSAW-A011-12	APLMK SMSAW-A011-12
SMSAW-A031()-M1.2		MK/SMSAW-A031-12	APLMK SMSAW-A031-12
SMSAW-A041()-M1.2		MK/SMSAW-A041-12	APLMK SMSAW-A041-12

Note: 1. Contact JST for details.

2. When crimping operation is conducted using an applicator and die set other than the above, JST cannot guarantee the performance of the terminal.

Mouser Electronics

Authorized Distributor

Click to View Pricing, Inventory, Delivery & Lifecycle Information:

JST:

[20MSA-PB-1A-A-K](#) [20MSA-RBC-1A-A-K](#)