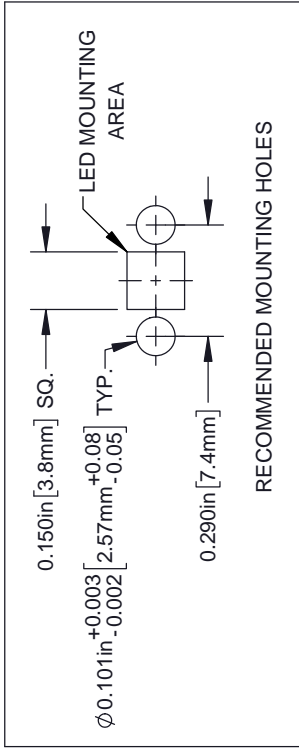
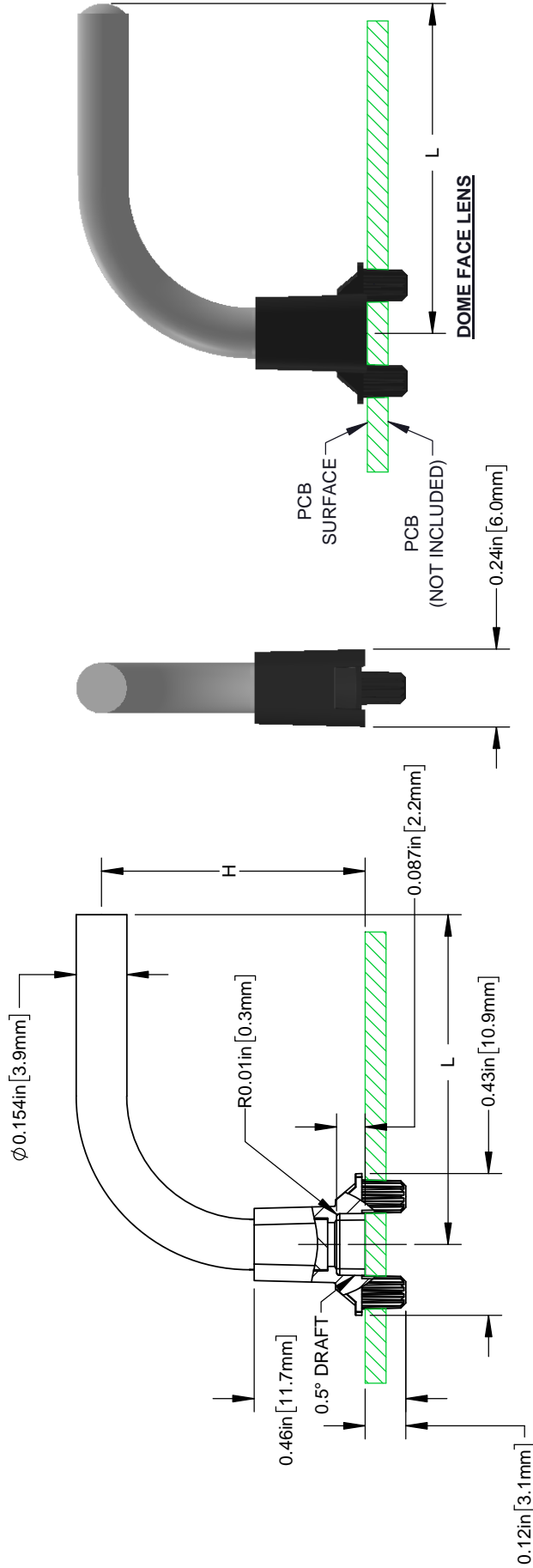


REVISIONS			
REV.	DESCRIPTION	DATE	APPROVED
B	Engineering Release	3/16/2018	M.C.

LIGHT PIPE,
CLEAR PC, 94V-0

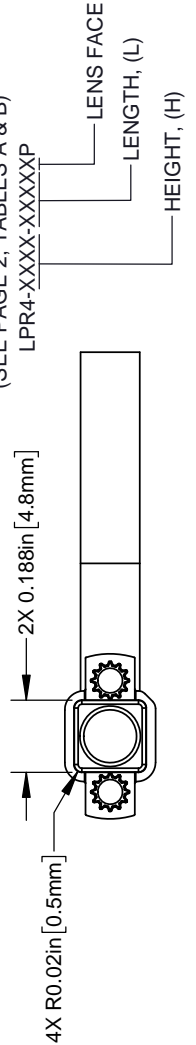


ADAPTER, NYLON 66,
94V-0, BLACK



FLAT FACE LENS

DIMENSIONS ARE APPLICABLE TO BOTH
LENS FACES UNLESS OTHERWISE NOTED



PART NUMBER CONFIGURATION
(SEE PAGE 2, TABLES A & B)

LPR4-XXXX-XXXXXP

STANDARD TOLERANCE (UNLESS OTHERWISE SPECIFIED)	DECIMALS	ANGULAR	RIGHT ANGLE, 4MM, SINGLE STATION
.X	$\pm .1$	X° $\pm 1^\circ$	
.XX	$\pm .01$		
.XXX	$\pm .005$		
DESIGNED:	K. BARON	DATE:	03/16/18
REVISION:	N/A	DATE:	N/A
CHECKED:	TD. NGUYEN	DATE:	03/16/18
TITLE:	BIVAR LIGHT PIPE SYSTEM,		
PART NO.:	LPR4-XXXX-XXXXXP		
CAGE CODE:	32559		
SCALE:	2:1		
SHEET #	1 OF 2		
CAD GENERATED DOCUMENT, DO NOT MEASURE DRAWING			

BIVAR[®]
4 THOMAS, IRVINE, CA, 92618
TEL: (949) 951-8808 FAX: (949) 951-3974

STANDARD TOLERANCE (UNLESS OTHERWISE SPECIFIED)	DECIMALS	ANGULAR	RIGHT ANGLE, 4MM, SINGLE STATION
.X	$\pm .1$	X° $\pm 1^\circ$	
.XX	$\pm .01$		
.XXX	$\pm .005$		
DESIGNED:	K. BARON	DATE:	03/16/18
REVISION:	N/A	DATE:	N/A
CHECKED:	TD. NGUYEN	DATE:	03/16/18
TITLE:	BIVAR LIGHT PIPE SYSTEM,		
PART NO.:	LPR4-XXXX-XXXXXP		
CAGE CODE:	32559		
SCALE:	2:1		
SHEET #	1 OF 2		
CAD GENERATED DOCUMENT, DO NOT MEASURE DRAWING			

REVISIONS		
REV.	DESCRIPTION	DATE
	See Sheet 1	
		APPROVED

STANDARD ORDERING INFORMATION

TABLE A - FLAT FACE LENS		
PART NO.	H ±.01	L ±.01
LPR4-0800-0700FP	0.800 [20.3mm]	0.700 [17.8mm]
LPR4-0800-1000FP		1.000 [25.4mm]
LPR4-0800-1500FP		1.500 [38.1mm]
LPR4-0800-2000FP		2.000 [50.8mm]
LPR4-0800-2500FP		2.500 [63.5mm]
LPR4-0800-3000FP		3.000 [76.2mm]
LPR4-1000-0700FP	1.000 [25.4mm]	0.700 [17.8mm]
LPR4-1000-1000FP		1.000 [25.4mm]
LPR4-1000-1500FP		1.500 [38.1mm]
LPR4-1000-2000FP		2.000 [50.8mm]
LPR4-1000-2500FP		2.500 [63.5mm]
LPR4-1000-3000FP		3.000 [76.2mm]
LPR4-1250-0700FP	1.250 [31.8mm]	0.700 [17.8mm]
LPR4-1250-1000FP		1.000 [25.4mm]
LPR4-1250-1500FP		1.500 [38.1mm]
LPR4-1250-2000FP		2.000 [50.8mm]
LPR4-1250-2500FP		2.500 [63.5mm]
LPR4-1250-3000FP		3.000 [76.2mm]

TABLE B - DOME FACE LENS		
PART NO.	H ±.01	L ±.01
LPR4-0800-0700DP	0.800 [20.3mm]	0.700 [17.8mm]
LPR4-0800-1000DP		1.000 [25.4mm]
LPR4-0800-1500DP		1.500 [38.1mm]
LPR4-0800-2000DP		2.000 [50.8mm]
LPR4-0800-2500DP		2.500 [63.5mm]
LPR4-0800-3000DP		3.000 [76.2mm]
LPR4-1000-0700DP	1.000 [25.4mm]	0.700 [17.8mm]
LPR4-1000-1000DP		1.000 [25.4mm]
LPR4-1000-1500DP		1.500 [38.1mm]
LPR4-1000-2000DP		2.000 [50.8mm]
LPR4-1000-2500DP		2.500 [63.5mm]
LPR4-1000-3000DP		3.000 [76.2mm]
LPR4-1250-0700DP	1.250 [31.8mm]	0.700 [17.8mm]
LPR4-1250-1000DP		1.000 [25.4mm]
LPR4-1250-1500DP		1.500 [38.1mm]
LPR4-1250-2000DP		2.000 [50.8mm]
LPR4-1250-2500DP		2.500 [63.5mm]
LPR4-1250-3000DP		3.000 [76.2mm]



REVISION:	
PART NO:	B
LPR4-XXXX-XXXXP	
SCALE:	N/A
SHEET # 2 OF 2	
CAD GENERATED DOCUMENT, DO NOT MEASURE DRAWING	