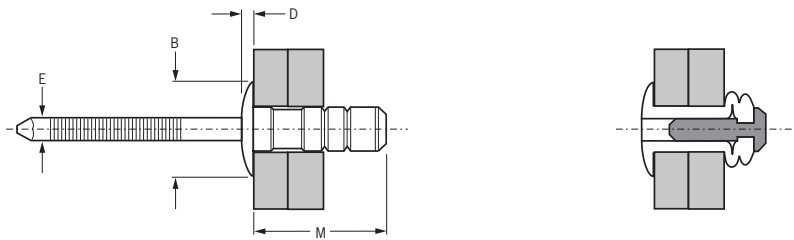



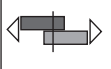



English	Français	Deutsch	Italiano	Español
Dome head	Tête plate	Flachrundkopf	Testa tonda	Cabeza alomada
Body: Stainless steel* Polished	Corps: Inox* Poli	Hülse: Edelstahl* Blank	Corpo: Acciaio inox* Lucido	Cuerpo: Acero inoxidable* Pulido
Stem: Stainless steel** Natural	Tige: Inox** Brut	Dorn: Edelstahl** Unbehandelt	Gambo: Acciaio inox** Nessuna finitura	Vástago: Acero inoxidable** Natural

\*: BS3111 394S17, Werkstoff 1.4567

\*\* : BS3111 304S17, AISI 304, Werkstoff 1.4301 / BS3111 321S31, AISI 321, Werkstoff 1.4541



ø nom.					M max.	øB max.	D max.	øE max.	 kN min.	 kN min.	Part No/ref
	min.	max.	min.	max.							
3.2 (1/8")	1.0	6.0	3.3	3.4	14.5	7.3	1.0	2.2	1.62	1.98	OBS11-00414
4.0 (5/32")	2.0	8.0	4.1	4.2	16.0	8.2	1.4	2.9	2.43	3.24	OBS11-00516
4.8 (3/16")	1.5	9.0	4.9	5.0	17.1	10.1	1.6	3.1	4.14	4.50	OBS11-00618

all dimensions in mm / en millimètre / alle Maße in mm / in millimetri / en milímetros