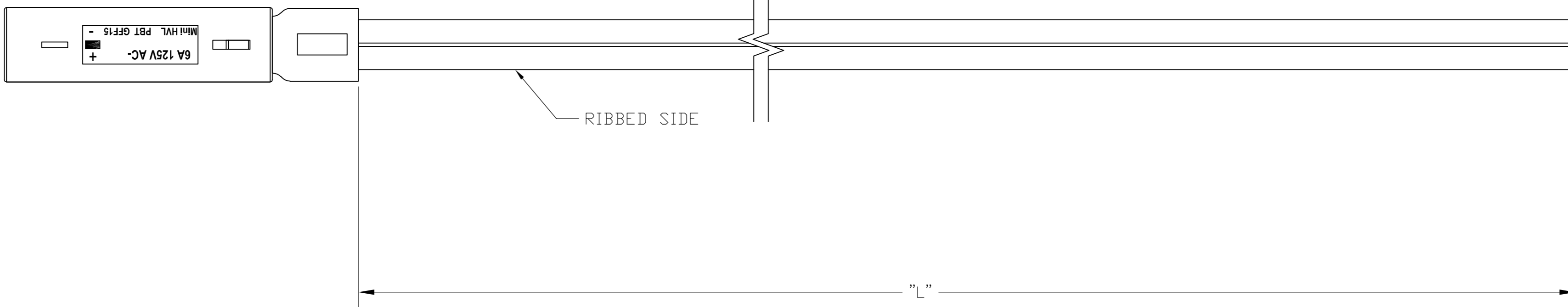
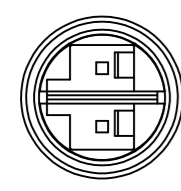


THIS DRAWING IS UNPUBLISHED. RELEASED FOR PUBLICATION
 © COPYRIGHT - By - ALL RIGHTS RESERVED.

| LOC | DIST | REVISIONS | | | |
|-----|------|-------------|-------------|-----------|--------|
| P | LTR | DESCRIPTION | DATE | DWN | APVD |
| GP | 00 | A | NEW RELEASE | 01/AUG/11 | ECC PB |

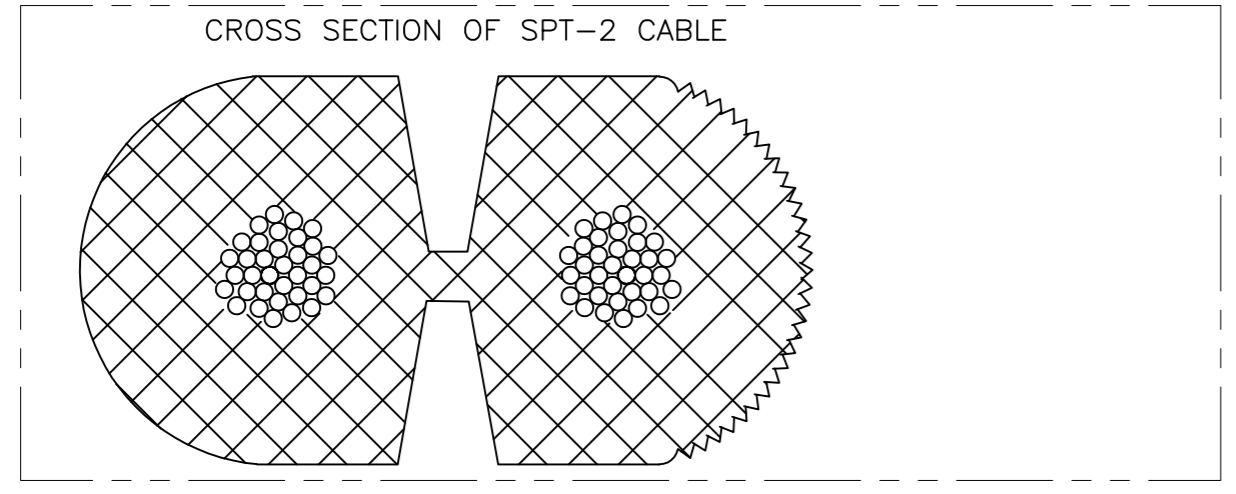
HV-3



| OUTLET | | SIDE |
|--------|---|--------|
| 1 | + | RIBBED |
| 2 | - | SMOOTH |

1. PACKAGING ACC. TO TE SPEC.107-18032
BUNDLE EVERY 25 ASSEMBLIES WITH A RUBBER BAND
 2. ELECTRICAL TEST CONTAINING "SHORT CIRCUIT TEST, CONTINUITY AND ACCURATE CAVITY ASSIGNMENT TEST" ACC. TO TE-SPEC.108-18857, SUBSECTION 3.1.1
- ³ WIRING SCHEDULE AS SHOWN

| | | |
|---------|---------------------|-----------|
| 16.0 FT | ±3.84 | 2181196-8 |
| 14.0 FT | ±3.36 | 2181196-7 |
| 12.0 FT | ±2.88 | 2181196-6 |
| 10.0 FT | ±2.4 | 2181196-5 |
| 8.0 FT | ±1.92 | 2181196-4 |
| 6.0 FT | ±1.44 | 2181196-3 |
| 4.0 FT | ±.96 | 2181196-2 |
| 2.0 FT | ±.48 | 2181196-1 |
| "L" | TOLERANCES [INCHES] | TE P/N |



| | | | | |
|--|--|------------------------------------|---|--|
| THIS DRAWING IS A CONTROLLED DOCUMENT. | | DWN E.C. CLAYBAUGH 17/JUN/11 | | |
| DIMENSIONS: INCHES | | CHK P. BECKER 13/JUL/11 | | |
| TOLERANCES UNLESS OTHERWISE SPECIFIED: | | APVD P. BECKER 01/AUG/11 | NAME CABLE ASSY, NECTOR, OUTLET TO PIGTAIL, HV-3 | |
| 0 PLC ± - | | PRODUCT SPEC | SIZE | |
| 1 PLC ± - | | APPLICATION SPEC | CAGE CODE | |
| 2 PLC ± - | | | DRAWING NO | |
| 3 PLC ± - | | | RESTRICTED TO | |
| 4 PLC ± - | | | A2 00779 C-2181196 | |
| ANGLES ± - | | WEIGHT | SCALE | |
| FINISH | | | N.T.S. | |
| MATERIAL | | CUSTOMER DRAWING | SHEET 1 of 1 | |
| | | | REV A | |

2181196

Mouser Electronics

Authorized Distributor

Click to View Pricing, Inventory, Delivery & Lifecycle Information:

[TE Connectivity:](#)

[2181196-1](#)