



Schroff

VARISTAR SEISMIC

Content

Cabinets 1

Wall mounted cases 2

Accessories for cabinets and wall mounted cases . 3

Climate control . 4

Electronics cases 5

Subracks/ 19" chassis 6

Front panels, plug-in units . . . 7

Systems 8

Power supply units 9

Backplanes . . . 10

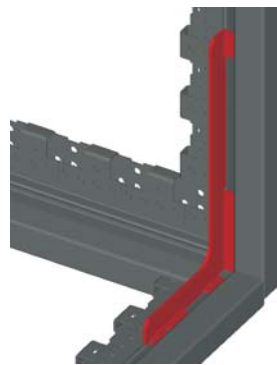
Connectors, front panel component system 11

Appendix 12

Cabinets – VARISTAR Seismic



01008007



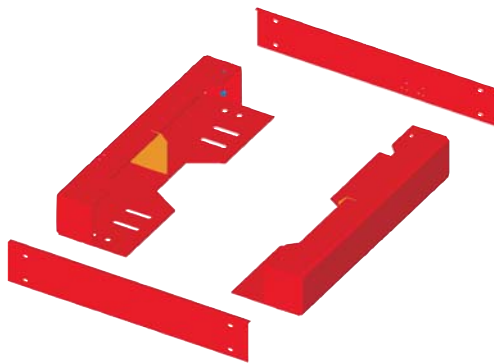
Welded basic frame with strengthening brackets

01008062



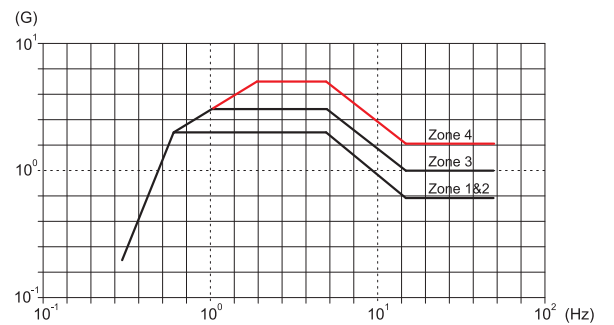
Bellcore test in laboratory

01008008



Seismic base with NEBS fixing

01008063



Test results

01005083

The earthquake-resistant cabinet

- Earthquake resistance tested to Bellcore zone 4 with a dynamic load-carrying capacity of 250 kg
- Customised solutions with higher loading are available
- Optional EMC shielding up to 60 dB at 1 GHz, 40 dB at 3 GHz

VARISTAR
Platform 1.4
Dimensions 1.8

VARISTAR Seismic
IP 20 1.86
IP 55 and EMC ... 1.87

Accessories
19" panel/slide
mount 1.88
19" fixing
materials kit,
M6 1.88
Slide rails 1.89
19" shelves 1.90
Depth members .. 1.93
C horizontal rails . 1.93
Cable ties,
Velcro 1.95

ServicePLUS ... 1.96
IP 20 1.98
IP 55 1.102
EMC 1.106
Interior
configuration 1.110

VARISTAR
Electronics 1.10
VARISTAR
EMC 1.54
VARISTAR
Datacom and
Networking 1.124
VARISTAR air/
water heat
exchanger 1.224



01005018

Seismic cabinets off-the-shelf

- Earthquake-resistant up to Bellcore Zone 4
- Versions
 - IP 20
 - IP 55 with EMC shielding



30407004

ServicePLUS from page 1.96

- e.g. individual configuration and assembly
- e.g. modifications (cut-outs, special colours)
- e.g. custom solutions (special sizes)

www.schroff.biz/ServicePLUS

Cabinets – VARISTAR Seismic

VARISTAR Seismic, IP 20



- Earthquake-resistant up to Bellcore Zone 4
- Dynamic load-carrying capacity of 250 kg
- Doors with 3-point locking and screw-fixed side panels
- Static load-carrying capacity 800 kg (Heavy-Duty)

Delivery comprises (assembled)

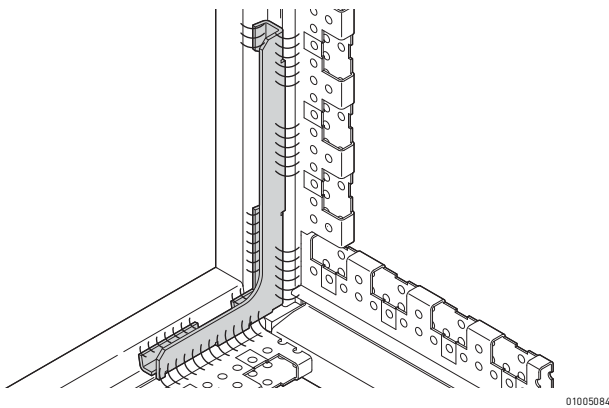
Item	Qty	Description
1	1	Welded basic frame, Heavy-Duty, St profile, RAL 7021, with strengthening brackets
2	1	Earthquake base, St, RAL 7021
3	1	Top cover, raised, St, RAL 7021
4	1	Front door, St, RAL 7035, 180° hinge, 3-point locking, lever handle
5	1	Rear panel, screw fixed, St, RAL 7035
6	2	Side panel, screw fixed, St, RAL 7035
7	1	Base plate, multi-piece, St, RAL 7021, open at the rear
8	2	19" panel/slide mount with EIA cut-outs, ALZn, assembled at front, depth-adjustable in 25 mm increments
9	1	GND/earthing kit, enclosed loose

Order Information

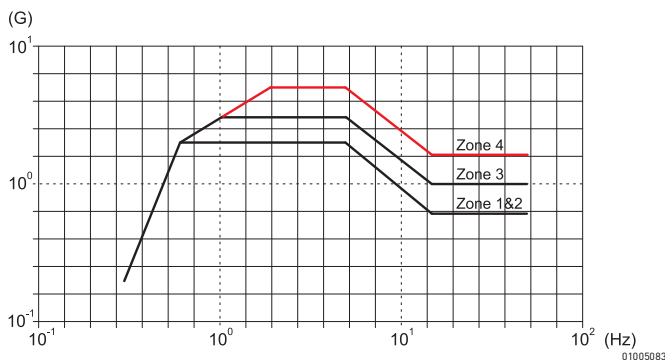
Height U	Height H mm	Width W mm	Depth D mm	Part no.
38	1900	600	800	10130-189
42	2100	600	600	10130-023
42	2100	600	800	10130-188
DIN profile half cylinder, common locking for lever handle (1 key fits all locks) incl. 2 keys				25127-995
Lifting eye for raised top cover PU 4 pieces				23130-085

Note

- Other dimensions and versions available on request
- For assembly of shelves and slide rails another pair of panel/slide mounts is necessary, see page 1.88



Welded basic frame with strengthening brackets



Bellcore test



ServicePLUS see page 1.96

Cabinets – VARISTAR Seismic

VARISTAR Seismic, IP 55 and EMC



- Earthquake secure (up) to Bellcore Zone 4
- Shielding 60 dB at 1 GHz, 40 dB at 3 GHz (tested to IEC 61587-3)
- Dynamic load-carrying capacity of 250 kg
- Doors with 4-point locking and screw-fixed side panels
- Static load-carrying capacity 800 kg (Heavy-Duty)

Delivery comprises (assembled)

Item	Qty	Description
1	1	Welded basic frame, Heavy-Duty, St profile, RAL 7021, with strengthening brackets
2	1	Earthquake base, St, RAL 7021
3	1	EMC, flat top cover, flush, St, finish AlZn, exterior RAL 7021
4	1	Front door, St, finish AlZn, powder-coated RAL 7035, 180° hinge, 4-point locking, lever handle
5	1	Rear panel, screw fixed, St, finish AlZn, powder-coated RAL 7035
6	2	Side panel, screw fixed, St, finish AlZn, powder-coated RAL 7035
7	1	Base plate, one-piece, St, finish AlZn
8	2	19" panel/slide mount with EIA perforation, St, finish AlZn, front mounted, depth-adjustable in 25 mm increments
9	1	GND/earthing kit, enclosed loose

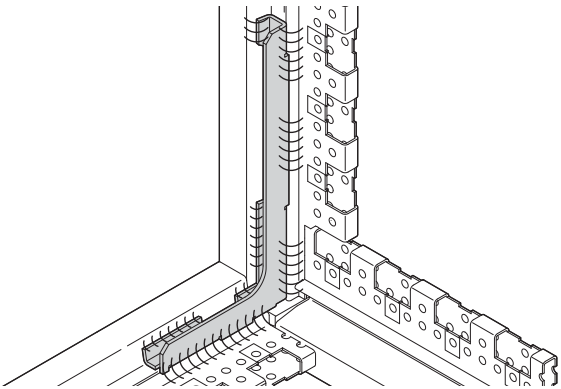
Order Information

Height U	Height H mm	Width W mm	Depth D mm	Part no.
42	2100	600	800	10130-195
DIN profile half cylinder, common locking for lever handle (1 key fits all locks) incl. 2 keys				25127-995
Lifting eye for top cover PU 4 pieces				23130-072

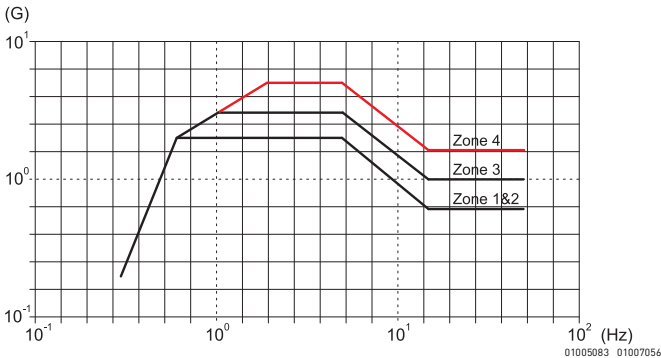
Note

- Other dimensions and versions available on request
- For assembly of shelves and slide rails another pair of panel/slide mounts is necessary, see page 1.88

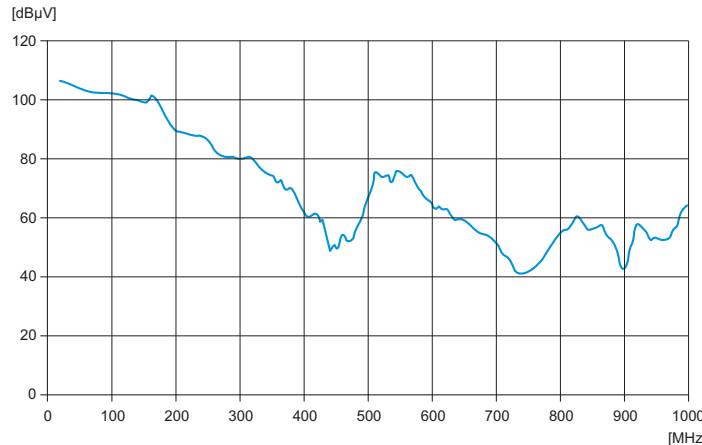
Shielding: Tested to IEC 61587-3, standard dimensions of test object 2000 x 600 x 600 mm



Welded basic frame with strengthening brackets



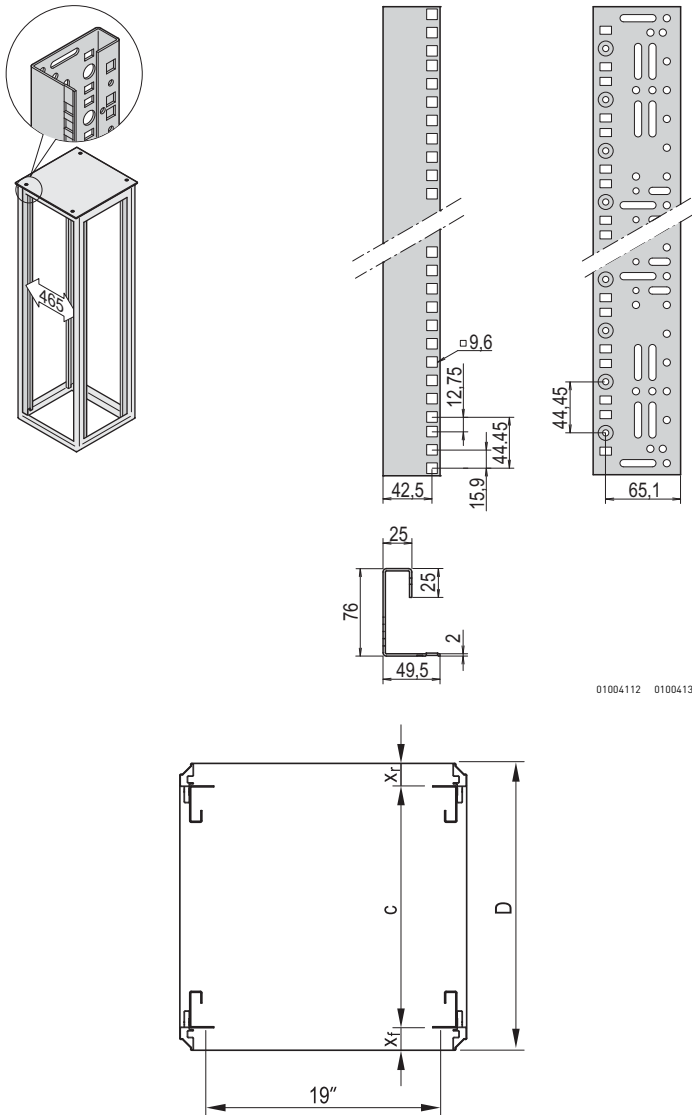
Bellcore test



ServicePLUS see page 1.96

Cabinets – VARISTAR Seismic

19" panel/slide mount with universal pitch (EIA)



Standard assembly dimension $x_r = x_f = 50$ mm

- Assembly in 600 mm wide cabinets directly on the frame
- Depth-adjustable in 25 mm increments
- In accordance with IEC 60297-1 (DIN 41 494, part 1)

Delivery comprises

Item	Qty	Description
1	2	19" panel/slide mount, St, 2 mm, finish AlZn, RAL 7035 or RAL 7021
2	1	Assembly kit, incl. GND/earthing

Order Information

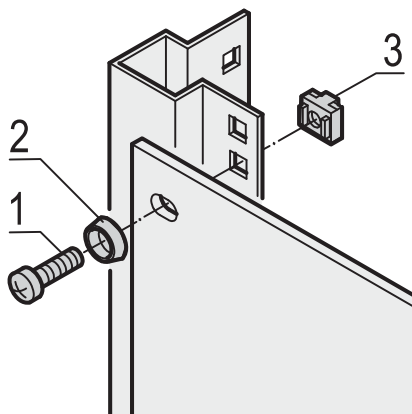
For cabinet height mm	Usable height U	Length mm	AlZn Part no.	RAL 7035 Part no.	RAL 7021 Part no.
Partial-height mounting	8	395	23130-037	23130-027	23130-017
Partial-height mounting	12	545	23130-038	23130-028	23130-018
Partial-height mounting	16	745	23130-039	23130-029	23130-019
Partial-height mounting	20	895	23130-040	23130-030	23130-020
Partial-height mounting	24	1095	23130-031	23130-021	23130-011
1400	29	1295	23130-032	23130-022	23130-012
1600	33	1495	23130-033	23130-023	23130-013
1800	38	1695	23130-034	23130-024	23130-014
2000	42	1895	23130-035	23130-025	23130-015

Dimensioning strip for 19" panel mounts, paper, white, serial numbered from 1 ... 47 U, PU 4 pieces **25127-997**

Note

- For 19" partial-height mounting depth members are necessary
- Metric panel/slide mounts available on request

19" assembly kit, M6



- For front panels, distribution fields and other components

Delivery comprises

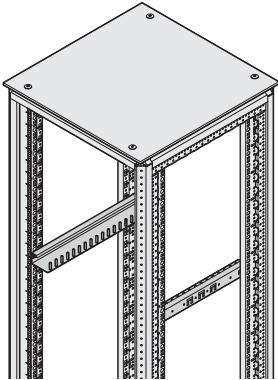
Item	Description
1	Panhead screw, M6 x 16, St, zinc-plated
2	Plastic washer, black
3	Cage nut, M6, St, zinc-plated

Order Information

Description	Qty/PU	Part no.
19" assembly kit (screw, washer, nut)	50	21101-809
19" assembly kit (screw, washer, nut)	100	21101-810

Cabinets – VARISTAR Seismic

Slide rails



- For assembly on 19" panel/slide mounts
- Assembly in 1 U increments (snap-in, bolt-on)
- Wide support surface (48 mm)
- 2 versions
 - Static load-carrying capacity 25 kg per pair
 - Static load-carrying capacity 100 kg per pair

Delivery comprises

Item	Qty	Description
1	see Order information	Slide rail, AlZn, 1.5 mm (static load-carrying capacity 25 kg), or 2.5 mm (static load-carrying capacity 100 kg), zinc-plated
2	1	Assembly kit incl. GND/earthing

Order Information

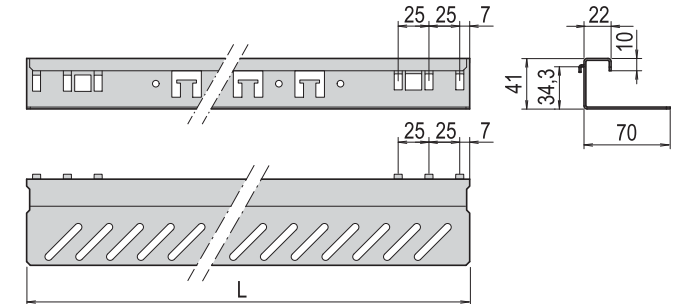
Static load-carrying capacity 25 kg

For cabinet depth D mm	x_f mm	c mm	Length L mm	Qty/PU	Part no.
600	50	500	456	2	23130-096
600	50	500	456	10	23130-101
800	50	700	656	2	23130-097
800	50	700	656	10	23130-102

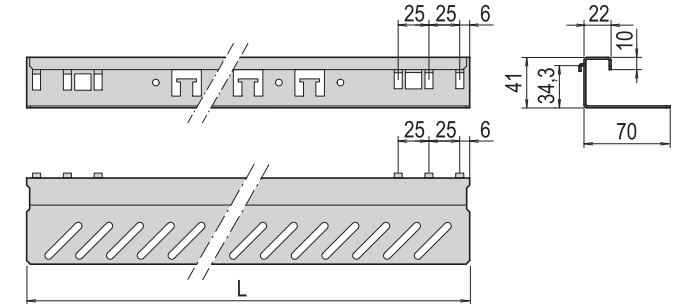
Order Information

Static load-carrying capacity 100 kg

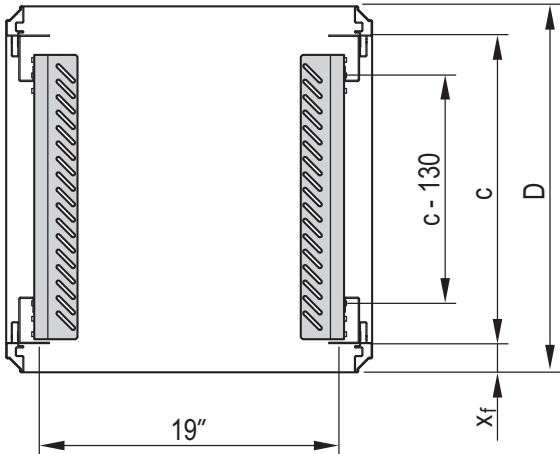
For cabinet depth D mm	x_f mm	c mm	Length L mm	Qty/PU	Part no.
600	50	500	458	2	23130-118
600	50	500	458	10	23130-123
800	50	700	658	2	23130-119
800	50	700	658	10	23130-124



Static load-carrying capacity 25 kg



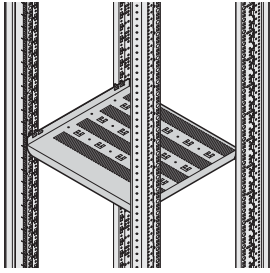
Static load-carrying capacity 100 kg



c = pitch of the 19" panel/slide mounts
 x_f = standard dimension
 D = cabinet depth

Cabinets – VARISTAR Seismic

19" stationary shelf, 75 kg



- Static load-carrying capacity 75 kg (150 kg with strengthening rail)
- Mounting height 1 U, for mounting on four panel/slide mounts
- With hammer head perforation to fix cable ties

Delivery comprises

Item	Qty	Description
1	1	Perforated shelf, St, 1.5 mm (colour see Order Information)
2	1	Assembly kit incl. GND/earthing

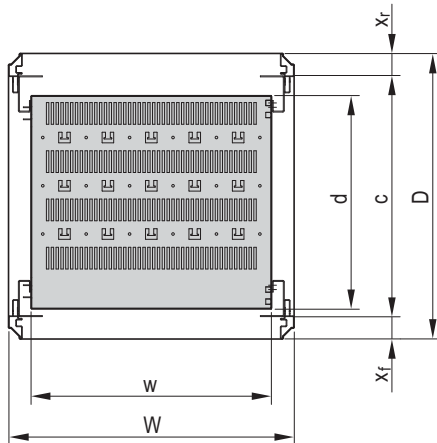
01004066

Order Information

For cabinet depth	Usable surface w x d	x_f	c	RAL 7035	RAL 7021
				Part no.	Part no.
600	495 x 442	50	500	22130-303	21130-303
800	495 x 642	50	700	22130-305	21130-305
Strengthening rail for stationary 19" shelf, PU 1 piece					23130-310

Note

- Cable ducting with cable ties, see page 1.95
- Other sizes, see ServicePLUS, page 1.114

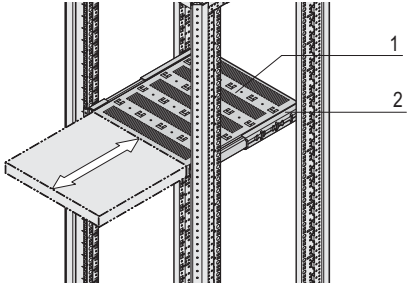


c = max. pitch of the 19" slide mounts
 x_f , x_r = standard assembly dimension

01004067

Cabinets – VARISTAR Seismic

19" telescopic shelf, 30 kg



- Static load-carrying capacity at full extension 30 kg
- Mounting height 1 U, for mounting on four 19" panel/slide mounts
- Incl. telescopic slides
- Hammer head perforation to fix cable ties
- 2 versions
 - Full depth
 - Depth shortened by 100 mm for rear cable ducting

01004068

Delivery comprises

Item	Qty	Description
1	1	Perforated shelf, St, 1.5 mm (colour see Order Information)
2	2	Telescopic slide
3	1	Assembly kit

Order Information

Full depth

For cabinet depth	Usable surface w x d	x_f	c	RAL 7035 Part no.	RAL 7021 Part no.
600 mm	417 x 482	50 mm	500 mm	22130-343	21130-343
800 mm	417 x 682	50 mm	700 mm	22130-345	21130-345
GND/earthing for telescopic 19" shelf PU 1 kit, for VARISTAR					23130-140

Note

- Cable ducting with cable ties, see page 1.95

01004069

Order Information

Shortened by 100 mm

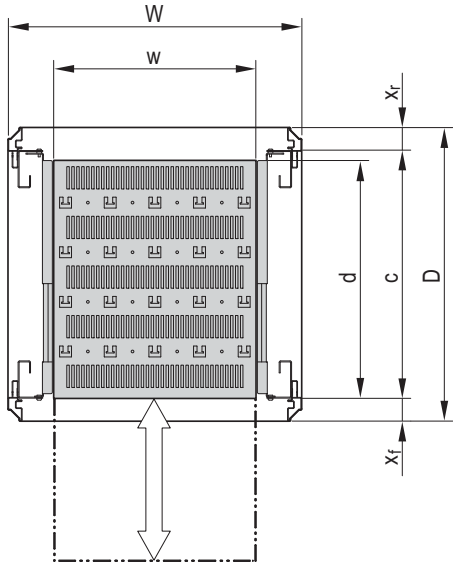
For cabinet depth	Usable surface w x d	x_f	c	RAL 7035 Part no.	RAL 7021 Part no.
600 mm	417 x 382	50 mm	500 mm	22130-342	21130-342
800 mm	417 x 582	50 mm	700 mm	22130-344	21130-344
GND/earthing for telescopic 19" shelf PU 1 kit, for VARISTAR					23130-140

Note

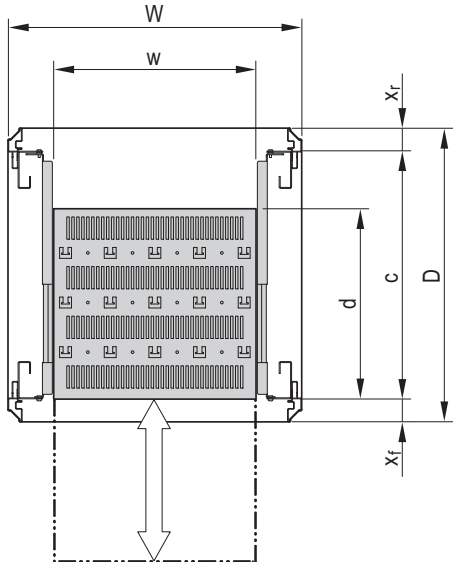
- Cable ducting with cable ties, see page 1.95

01004070

Full depth



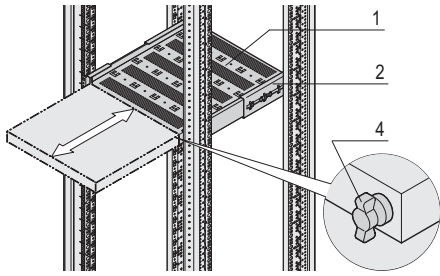
Shortened depth



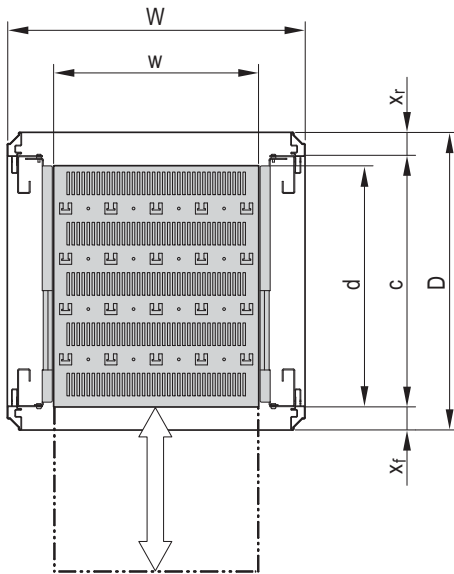
c = max. pitch of the 19" panel/slide mounts
 x_f, x_r = standard assembly dimension

Cabinets – VARISTAR Seismic

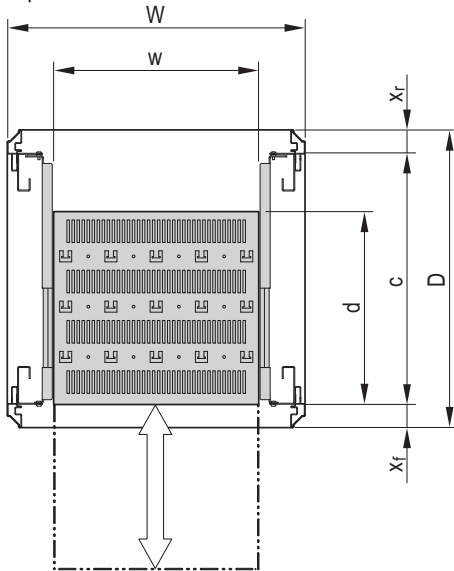
19" telescopic shelf, 70 kg



Full depth



Shortened depth



c = max. pitch of the 19" slide mounts
 x_f, x_r = standard assembly dimension

01004071

01004069

01004070

- Static load-carrying capacity at full extension 70 kg
- Mounting height 2 U, for mounting on four 19" panel/slide mounts
- Incl. telescopic slides
- Locking with T-bar lock possible
- Hammer head perforation to fix cable ties
- 2 versions
 - Full depth
 - Depth shortened by 100 mm for rear cable ducting

Delivery comprises

Item	Qty	Description
1	1	Perforated shelf, St, 1.5 mm (colour see Order Information)
2	2	Telescopic slide
3	1	Assembly kit

Order Information

Full depth

For cabinet depth	Usable surface w x d	x_f	c	RAL 7035 Part no.	RAL 7021 Part no.
mm	mm	mm	mm		
600	405 x 482	50	500	22130-353	21130-353
800	405 x 682	50	700	22130-355	21130-355
Item 4 T-bar lock for 1 telescopic shelf (can be mounted right or left), 1 piece					23130-092
GND/earthing for telescopic 19" shelf PU 1 kit, for VARISTAR					23130-140

Note

- Please order T-bar lock (item 4) separately
- Cable ducting with cable ties, see page 1.95

Order Information

Shortened by 100 mm

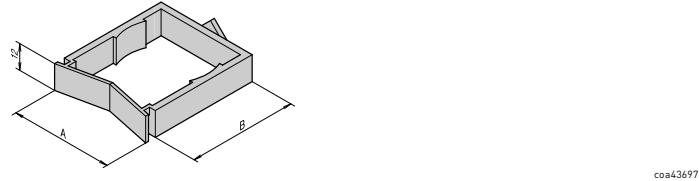
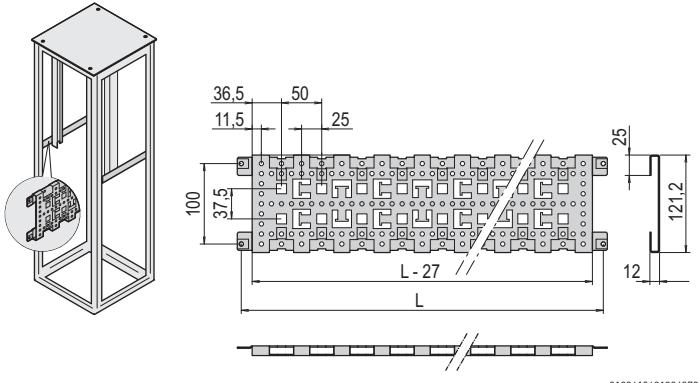
For cabinet depth	Usable surface w x d	x_f	c	RAL 7035 Part no.	RAL 7021 Part no.
mm	mm	mm	mm		
600	405 x 382	50	500	22130-352	21130-352
800	405 x 582	50	700	22130-354	21130-354
Item 4 T-bar lock for 1 telescopic shelf (can be mounted right or left), 1 piece					23130-092
GND/earthing for telescopic 19" shelf PU 1 kit, for VARISTAR					23130-140

Note

- Please order T-bar lock (item 4) separately
- Cable ducting with cable ties, see page 1.95

Cabinets – VARISTAR Seismic

Depth member



Cable eye

- For fitting shortened 19" panel/slide mounts and mounting plates
- Cable ducting by means of cable ties and cable eye

Delivery comprises

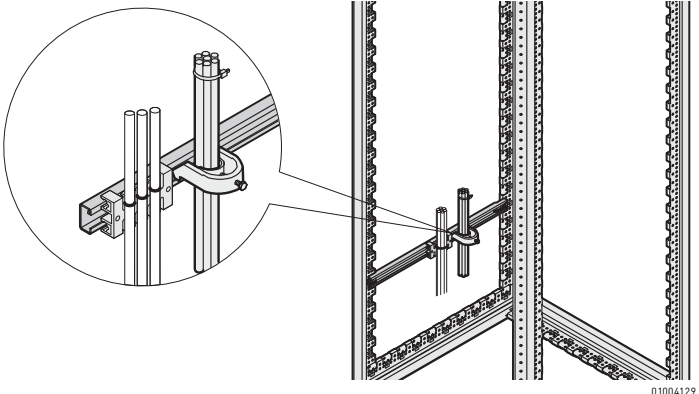
Item	Qty	Description
1	2	Depth member, St, 1.5 mm, finish AlZn
2	1	Assembly kit incl. GND/earthing

Order Information

For cabinet depth mm	Length L mm	Part no.
600	460	23130-081
800	660	23130-082
Cable eye A = 38 mm, B = 25 mm, PU 25 pieces		21101-151
Cable eye A = 47 mm, B = 50 mm, PU 25 pieces		21101-150

- Cable ducting with cable ties, see page 1.95

C-profile for the cabinet depth



Cable retention rail and cable shell mounted on C-profile

- For cable ducting in lateral area of cabinet
- For cable shells and cable retention rails

Delivery comprises

Item	Qty	Description
1	2	C-profile, St, 1.5 mm, AlZn
2	1	Assembly kit incl. GND/earthing

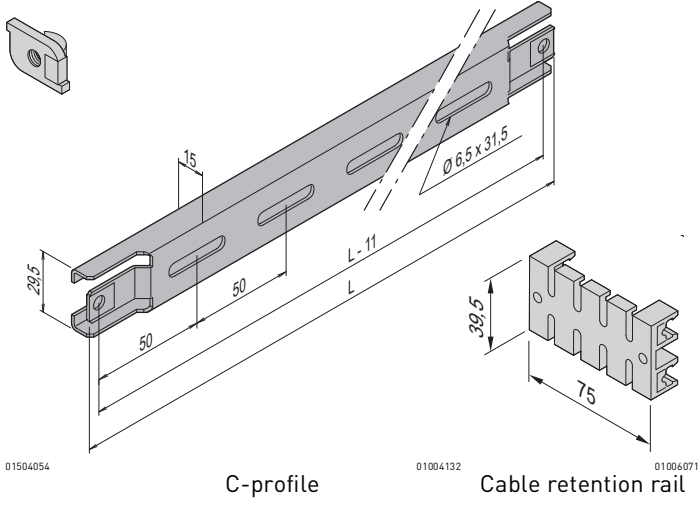
Order Information

For cabinet depth mm	Length L mm	Part no.
600	460	23130-086
800	660	23130-087

Accessories

Cable retention rail for C-rail width 75 mm, length 39.5 mm, PU 5 pieces	60118-472
Cable shell for cable bundle 18 ... 22 mm, PU 10 pieces	20118-775
Cable shell for cable bundle 22 ... 26 mm, PU 10 pieces	20118-776
Cable shell for cable bundle 26 ... 30 mm, PU 10 pieces	20118-777
Cable shell for cable bundle 30 ... 34 mm, PU 10 pieces	20114-728
Cable shell for cable bundle 34 ... 38 mm, PU 10 pieces	20114-729
Cable shell for cable bundle 38 ... 42 mm, PU 10 pieces	20114-730
Cable shell for cable bundle 42 ... 46 mm, PU 10 pieces	20114-731
Cable shell for cable bundle 46 ... 50 mm, PU 10 pieces	20118-778
Slide nut for C-profile, PU 10 pieces	21120-140

Slide nut



C-profile

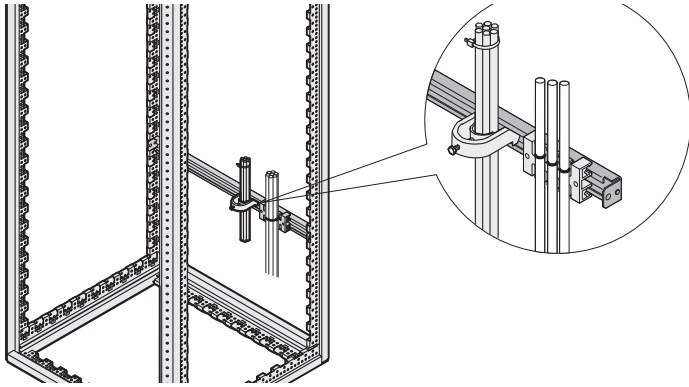
Cable retention rail

Note

- Cable ties and Velcro for cable retention rail see page 1.95

Cabinets – VARISTAR Seismic

C-profile for cabinet width



- For cable ducting in rear or front area of cabinet
- For cable shells and cable retention rails

Delivery comprises

Item	Qty	Description
1	2	C-profile, St, 1.5 mm, finish AlZn
2	1	Assembly kit incl. GND/earthing

Order Information

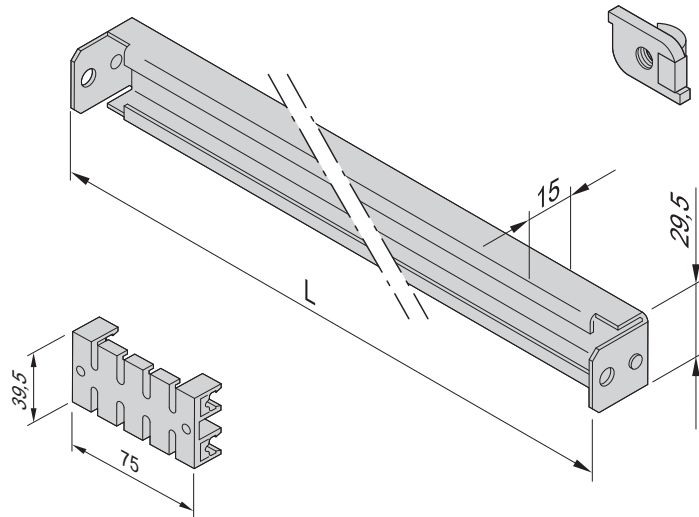
For cabinet width mm	Length mm	Part no.
600	550	23130-333

Accessories

Cable retention rail for C-rail width 75 mm, length 39.5 mm, PU 5 pieces	60118-472
Cable shell for cable bundle 18 ... 22 mm, PU 10 pieces	20118-775
Cable shell for cable bundle 22 ... 26 mm, PU 10 pieces	20118-776
Cable shell for cable bundle 26 ... 30 mm, PU 10 pieces	20118-777
Cable shell for cable bundle 30 ... 34 mm, PU 10 pieces	20114-728
Cable shell for cable bundle 34 ... 38 mm, PU 10 pieces	20114-729
Cable shell for cable bundle 38 ... 42 mm, PU 10 pieces	20114-730
Cable shell for cable bundle 42 ... 46 mm, PU 10 pieces	20114-731
Cable shell for cable bundle 46 ... 50 mm, PU 10 pieces	20118-778
Slide nut for C-profile, PU 10 pieces	21120-140

C-profile

Slide nut



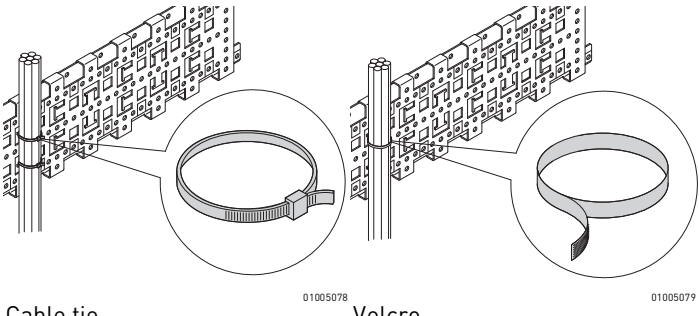
Cable retention rail

Note

- Cable ties and Velcro for cable retention rail see page 1.95

Cabinet accessories – VARISTAR Seismic

Cable ties, Velcro



Cable tie

Velcro

- Fixing materials kit for cable ducting

Order Information

Description	Part no.
Cable tie, plastic, 92 mm x 2.5 mm, PU 25 pieces	20118-351
Cable tie, plastic, 186 mm x 5 mm, PU 25 pieces	20118-352
Cable tie, plastic, 360 mm x 5 mm, PU 25 pieces	20118-353
Velcro strip, PE/PA, black, length 300 mm, PU 10 pieces	20118-624

Cabinets – VARISTAR Seismic ServicePLUS



configuration

Simple. Fast. To the ideal product.

Components can be varied and combined freely

- Configuration tables from page 1.98
- Online configuration: www.schroff.co.uk/configuration



assembly

Assembled by professionals. Double benefit!

Fitting of all mechanical, electrical and electronic components by our specialists

- Without supplement
- Ready to despatch within 10 working days



modification

Small changes. Large impact.

Custom drillings, cut-outs and special colours for off-the-shelf products

- Download CAD data, modify and send back
- Ready for despatch within 10 working days



solution

Simple. Fast. From one source.

Integration and custom developments

- Climate control, complete construction, cabling (power supply), function testing
- Special sizes, custom solutions



academy

Knowledge. Sharing. Partnerships.

Knowledge transfer and partnership

- Seminars, white papers, CAD drawings, test reports, user reports
- Further information: www.varistar.co.uk



lifecycle

We are with you. For the entire product life.

Flexible support throughout the product lifecycle

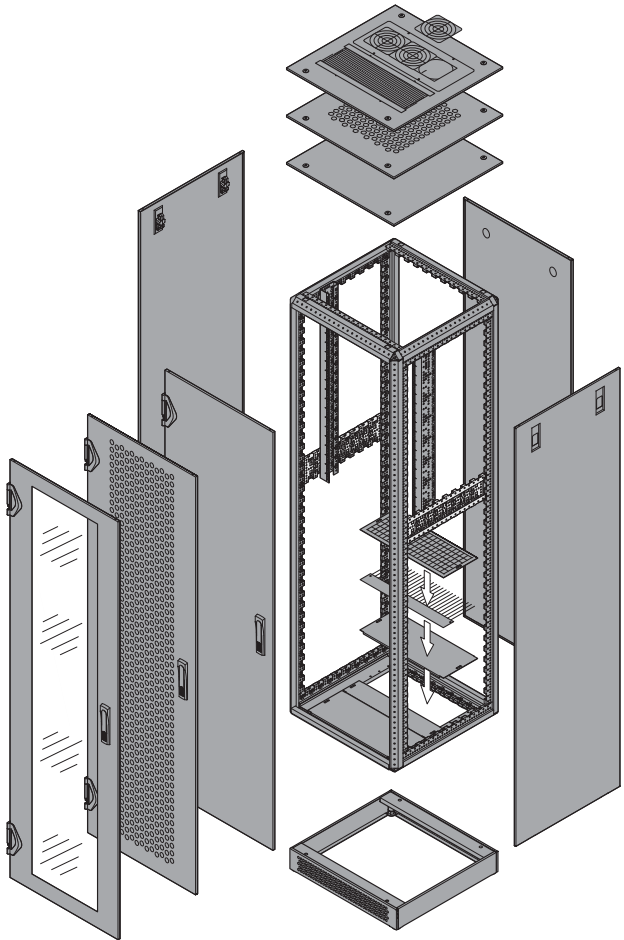
- Delivery to point of use, set-up service, replacement service, spare parts

Cabinets – VARISTAR Seismic ServicePLUS



VARISTAR Seismic IP 20, IP 50, EMC ServicePLUS: Configuration

- Dimensions in catalogue:
 - Height: 29 ... 47 U (1400 ... 2200 mm)
 - Width: 600 and 800 mm
 - Depth: 600 and 800 mm
- Other dimensions and configurations, sorted by IP 20, IP 55 and EMC online at www.schroff.biz/conf
- 2 colour combinations:
 - Frame and covers in black grey (RAL 7021)
 - Frame, top cover and base in black grey (RAL 7021); Side panel, door and rear panel in light grey (RAL 7035)
- Build your cabinet out of individual components (please suffix each part number with /05)
- Once you have selected the desired cabinet dimensions, the row number (first column of the configuration tables) will guide you through all subsequent configuration pages that apply to these dimensions (see example below)
- The cabinet is assembled by us and ready for despatch within 10 working days



01004077

Example configuration (here: row 12)

Qty	Description	Order no.
1	Frame heavy duty, St profile, with strengthening brackets, height 2000 mm, width 600 mm, depth 800 mm, 1 piece	20130-630/05
1	Side panel, screw fixed, RAL 7021, PU 2 pieces	21130-011/05
1	Rear panel, screw-fixed, RAL 7021, 1 piece	21130-069/05
1	Steel door with 3-point locking, RAL 7021, IP 55, 1 piece	21130-159/05
1	Base/plinth, 1 piece	23130-455/05
..

Page

Seismic IP 20	
Frames, side-by-side mounting kits, base/plinth	1.98
Side panels, rear panels, doors, top covers	1.99
Base plates, brush strips, filter inserts	1.100
Connecting plates for short doors/rear panels	1.101

Seismic IP 55	
Frames, gasketing kits, side-by-side mounting kits, base/plinth	1.102
Side panels, rear panels, doors, top covers	1.103
Base plates, gasketing	1.104
Connecting plates for short doors/rear panels	1.105

Seismic EMC	
Frames, gasketing kits, side-by-side mounting kits, base/plinth	1.106
Side panels, rear panels, doors, top covers	1.107
Base plates	1.108
Connecting plates for short doors/rear panels	1.109

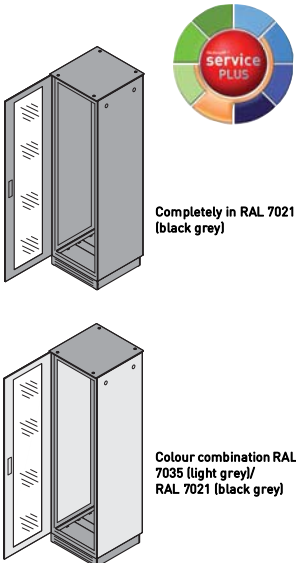
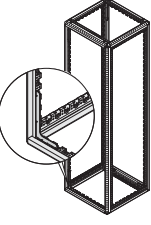
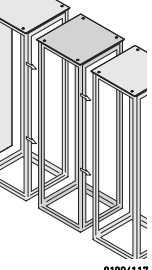
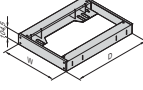
Interior configuration	
Swing frames	1.110
19" panel/slide mounts	1.111
Mounting plates, stationary shelves, 75 kg	1.112
Telescopic shelves, 70 kg	1.113
19" shelves 1 U, stationary 75 kg, telescopic 30 kg	1.114
19" telescopic shelves, 2 U, 70 kg	1.115
Slide rails, depth members	1.116
Cable ductings	1.117
Cable ties, Velcro	1.118

ServicePLUS: solution - project examples	
	1.119

Cabinets – VARISTAR Seismic ServicePLUS

Seismic IP 20


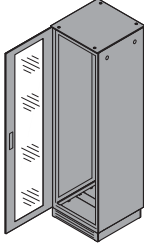
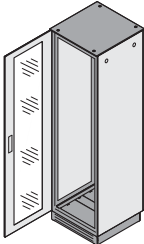
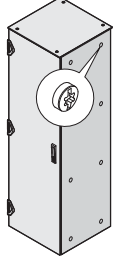
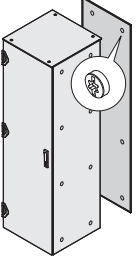



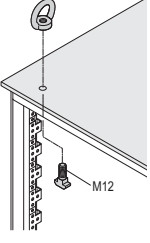




Frames, side-by-side mounting kits, base/plinth

 <p>Completely in RAL 7021 (black grey)</p> <p>Colour combination RAL 7035 (light grey)/RAL 7021 (black grey)</p> <p>Cabinet dimensions</p> <p>Height Width Depth</p> <p>No. U mm mm mm</p>					Seismic frame Heavy-Duty 800 kg	Side-by-side mounting kit IP 20	Base/plinth
					 01009060 St, 1.5 mm, zinc-plated, with 8 reinforcing brackets, central GND/earthing point, static load-carrying capacity 800 kg 1 piece assembled	 01004117 side-by-side mounting bracket (4 pieces), St; RAL 7021, not in combination with decorative frame PU 1 kit supplied loose	 01009062 2 support profiles, St, 4 mm, lateral; 2 trims, St, 4 mm, front/rear; height 104.5 mm; static load-carrying capacity 1000 kg 1 piece assembled
Completely in RAL 7021					RAL 7021		RAL 7021
1	29	1400	600	600	20130-617		23130-454
2	29	1400	600	800	20130-618	23130-061	23130-455
3	33	1600	600	600	20130-621	23130-061	23130-454
4	33	1600	600	800	20130-622		23130-455
5	33	1600	800	600	20130-623		23130-456
6	33	1600	800	800	20130-624	23130-061	23130-457
7	38	1800	600	600	20130-625		23130-454
8	38	1800	600	800	20130-626	23130-061	23130-455
9	38	1800	800	600	20130-627		23130-456
10	38	1800	800	800	20130-628	23130-061	23130-457
11	42	2000	600	600	20130-629		23130-454
12	42	2000	600	800	20130-630	23130-061	23130-455
13	42	2000	800	600	20130-631		23130-456
14	42	2000	800	800	20130-632	23130-061	23130-457
15	47	2200	600	600	20130-633		23130-454
16	47	2200	600	800	20130-634	23130-061	23130-455
17	47	2200	800	800	20130-636	23130-061	23130-457
Colour combinations					RAL 7021		RAL 7021
18	29	1400	600	600	20130-617		23130-454
19	29	1400	600	800	20130-618	23130-061	23130-455
20	33	1600	600	600	20130-621		23130-454
21	33	1600	600	800	20130-622	23130-061	23130-455
22	33	1600	800	600	20130-623		23130-456
23	33	1600	800	800	20130-624	23130-061	23130-457
24	38	1800	600	600	20130-625		23130-454
25	38	1800	600	800	20130-626	23130-061	23130-455
26	38	1800	800	600	20130-627		23130-456
27	38	1800	800	800	20130-628	23130-061	23130-457
28	42	2000	600	600	20130-629		23130-454
29	42	2000	600	800	20130-630	23130-061	23130-455
30	42	2000	800	600	20130-631		23130-456
31	42	2000	800	800	20130-632	23130-061	23130-457
32	47	2200	600	600	20130-633		23130-454
33	47	2200	600	800	20130-634	23130-061	23130-455
34	47	2200	800	800	20130-636	23130-061	23130-457

Further dimensions and configurations online at www.schroff.biz/conf

Cabinets – VARISTAR Seismic ServicePLUS

Seismic IP 20 Side panels, rear panels, doors, top covers

 <p>Completely in RAL 7021 (black grey)</p>  <p>Colour combination RAL 7035 (light grey)/RAL 7021 (black grey)</p>  <p>Cabinet dimensions</p> <table border="1"> <thead> <tr> <th>No.</th> <th>Height U</th> <th>Width mm</th> <th>Depth mm</th> </tr> </thead> <tbody> <tr><td>1</td><td>29</td><td>1400</td><td>600</td></tr> <tr><td>2</td><td>29</td><td>1400</td><td>800</td></tr> <tr><td>3</td><td>33</td><td>1600</td><td>600</td></tr> <tr><td>4</td><td>33</td><td>1600</td><td>800</td></tr> <tr><td>5</td><td>33</td><td>1600</td><td>600</td></tr> <tr><td>6</td><td>33</td><td>1600</td><td>800</td></tr> <tr><td>7</td><td>38</td><td>1800</td><td>600</td></tr> <tr><td>8</td><td>38</td><td>1800</td><td>800</td></tr> <tr><td>9</td><td>38</td><td>1800</td><td>600</td></tr> <tr><td>10</td><td>38</td><td>1800</td><td>800</td></tr> <tr><td>11</td><td>42</td><td>2000</td><td>600</td></tr> <tr><td>12</td><td>42</td><td>2000</td><td>800</td></tr> <tr><td>13</td><td>42</td><td>2000</td><td>600</td></tr> <tr><td>14</td><td>42</td><td>2000</td><td>800</td></tr> <tr><td>15</td><td>47</td><td>2200</td><td>600</td></tr> <tr><td>16</td><td>47</td><td>2200</td><td>800</td></tr> <tr><td>17</td><td>47</td><td>2200</td><td>800</td></tr> </tbody> </table>					No.	Height U	Width mm	Depth mm	1	29	1400	600	2	29	1400	800	3	33	1600	600	4	33	1600	800	5	33	1600	600	6	33	1600	800	7	38	1800	600	8	38	1800	800	9	38	1800	600	10	38	1800	800	11	42	2000	600	12	42	2000	800	13	42	2000	600	14	42	2000	800	15	47	2200	600	16	47	2200	800	17	47	2200	800	<p>Screw-fixed side panel</p>  <p>01004083</p> <p>St, 1 mm, incl. GND/earthing</p> <p>PU 2 pieces assembled</p>	<p>Screw-fixed rear panel</p>  <p>01004065</p> <p>St, 1 mm, incl. GND/earthing</p> <p>1 piece assembled</p>	<p>Steel door 3-point locking</p>  <p>01008065</p> <p>St, 1.5 mm, opening angle 180°, inner side with mounting frame, lever handle with built-in push button, incl. GND/earthing</p> <p>1 piece assembled</p>	<p>DIN profile half cylinder</p>  <p>01004148</p> <p>for lever handle, common locking</p> <p>1 piece assembled</p>	<p>Plain flush top cover</p> <table border="1"> <tr> <td> <p>Flat top cover</p>  <p>01004096</p> <p>St, 1.5 mm, incl. GND/earthing</p> <p>1 piece assembled</p> </td> <td> <p>Lifting eye</p>  <p>01004100</p> <p>for top cover, applications and load in accordance with DIN 582</p> <p>PU 4 pieces assembled</p> </td> </tr> </table>		<p>Flat top cover</p>  <p>01004096</p> <p>St, 1.5 mm, incl. GND/earthing</p> <p>1 piece assembled</p>	<p>Lifting eye</p>  <p>01004100</p> <p>for top cover, applications and load in accordance with DIN 582</p> <p>PU 4 pieces assembled</p>
					No.	Height U	Width mm	Depth mm																																																																												
1	29	1400	600																																																																																	
2	29	1400	800																																																																																	
3	33	1600	600																																																																																	
4	33	1600	800																																																																																	
5	33	1600	600																																																																																	
6	33	1600	800																																																																																	
7	38	1800	600																																																																																	
8	38	1800	800																																																																																	
9	38	1800	600																																																																																	
10	38	1800	800																																																																																	
11	42	2000	600																																																																																	
12	42	2000	800																																																																																	
13	42	2000	600																																																																																	
14	42	2000	800																																																																																	
15	47	2200	600																																																																																	
16	47	2200	800																																																																																	
17	47	2200	800																																																																																	
<p>Flat top cover</p>  <p>01004096</p> <p>St, 1.5 mm, incl. GND/earthing</p> <p>1 piece assembled</p>	<p>Lifting eye</p>  <p>01004100</p> <p>for top cover, applications and load in accordance with DIN 582</p> <p>PU 4 pieces assembled</p>																																																																																			
Completely in RAL 7021	RAL 7021		RAL 7021			RAL 7021																																																																														
1	29	1400	600	600	21130-003	21130-063	21130-153	25127-995	21130-242	23130-072																																																																										
2	29	1400	600	800	21130-004				21130-243																																																																											
3	33	1600	600	600	21130-005	21130-065	21130-155	25127-995	21130-242	23130-072																																																																										
4	33	1600	600	800	21130-006				21130-243																																																																											
5	33	1600	800	600	21130-005	21130-066	21130-156	25127-995	21130-246	23130-072																																																																										
6	33	1600	800	800	21130-006				21130-247																																																																											
7	38	1800	600	600	21130-007	21130-067	21130-157	25127-995	21130-242	23130-072																																																																										
8	38	1800	600	800	21130-008				21130-243																																																																											
9	38	1800	800	600	21130-007	21130-068	21130-158	25127-995	21130-246	23130-072																																																																										
10	38	1800	800	800	21130-008				21130-247																																																																											
11	42	2000	600	600	21130-010	21130-069	21130-159	25127-995	21130-242	23130-072																																																																										
12	42	2000	600	800	21130-011				21130-243																																																																											
13	42	2000	800	600	21130-010	21130-070	21130-160	25127-995	21130-246	23130-072																																																																										
14	42	2000	800	800	21130-011				21130-247																																																																											
15	47	2200	600	600	21130-015	21130-071	21130-161	25127-995	21130-242	23130-072																																																																										
16	47	2200	600	800	21130-016				21130-243																																																																											
17	47	2200	800	800	21130-016	21130-072	21130-162	25127-995	21130-247	23130-072																																																																										
Colour combinations					RAL 7035	RAL 7035	RAL 7035		RAL 7021																																																																											
18	29	1400	600	600	22130-003	22130-063	22130-153	25127-995	21130-242	23130-072																																																																										
19	29	1400	600	800	22130-004				21130-243																																																																											
20	33	1600	600	600	22130-005	22130-065	22130-155	25127-995	21130-242	23130-072																																																																										
21	33	1600	600	800	22130-006				21130-243																																																																											
22	33	1600	800	600	22130-005	22130-066	22130-156	25127-995	21130-246	23130-072																																																																										
23	33	1600	800	800	22130-006				21130-247																																																																											
24	38	1800	600	600	22130-007	22130-067	22130-157	25127-995	21130-242	23130-072																																																																										
25	38	1800	600	800	22130-008				21130-243																																																																											
26	38	1800	800	600	22130-007	22130-068	22130-158	25127-995	21130-246	23130-072																																																																										
27	38	1800	800	800	22130-008				21130-247																																																																											
28	42	2000	600	600	22130-010	22130-069	22130-159	25127-995	21130-242	23130-072																																																																										
29	42	2000	600	800	22130-011				21130-243																																																																											
30	42	2000	800	600	22130-010	22130-070	22130-160	25127-995	21130-246	23130-072																																																																										
31	42	2000	800	800	22130-011				21130-247																																																																											
32	47	2200	600	600	22130-015	22130-071	22130-161	25127-995	21130-242	23130-072																																																																										
33	47	2200	600	800	22130-016				21130-243																																																																											
34	47	2200	800	800	22130-016	22130-072	22130-162	25127-995	21130-247	23130-072																																																																										

Cabinets – VARISTAR Seismic ServicePLUS


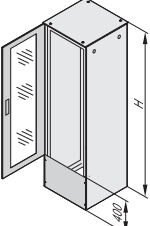
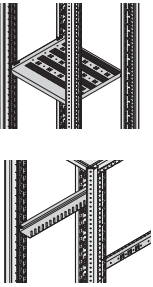
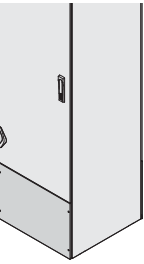

Seismic IP 20

Base plates, brush strips, filter inserts

					Base plate																																																																																													
					Base plate, multi-piece	Brush strip	Dust filter set	Cover plate																																																																																										
<p>Completely in RAL 7021 (black grey)</p> <p>Colour combination RAL 7035 (light grey)/RAL 7021 (black grey)</p> <p>Cabinet dimensions</p> <table border="1"> <thead> <tr> <th>No.</th> <th>Height U</th> <th>Width mm</th> <th>Depth mm</th> <th>Depth mm</th> </tr> </thead> <tbody> <tr><td>1</td><td>29</td><td>1400</td><td>600</td><td>600</td></tr> <tr><td>2</td><td>29</td><td>1400</td><td>600</td><td>800</td></tr> <tr><td>3</td><td>33</td><td>1600</td><td>600</td><td>600</td></tr> <tr><td>4</td><td>33</td><td>1600</td><td>600</td><td>800</td></tr> <tr><td>5</td><td>33</td><td>1600</td><td>800</td><td>600</td></tr> <tr><td>6</td><td>33</td><td>1600</td><td>800</td><td>800</td></tr> <tr><td>7</td><td>38</td><td>1800</td><td>600</td><td>600</td></tr> <tr><td>8</td><td>38</td><td>1800</td><td>600</td><td>800</td></tr> <tr><td>9</td><td>38</td><td>1800</td><td>800</td><td>600</td></tr> <tr><td>10</td><td>38</td><td>1800</td><td>800</td><td>800</td></tr> <tr><td>11</td><td>42</td><td>2000</td><td>600</td><td>600</td></tr> <tr><td>12</td><td>42</td><td>2000</td><td>600</td><td>800</td></tr> <tr><td>13</td><td>42</td><td>2000</td><td>800</td><td>600</td></tr> <tr><td>14</td><td>42</td><td>2000</td><td>800</td><td>800</td></tr> <tr><td>15</td><td>47</td><td>2200</td><td>600</td><td>600</td></tr> <tr><td>16</td><td>47</td><td>2200</td><td>600</td><td>800</td></tr> <tr><td>17</td><td>47</td><td>2200</td><td>800</td><td>800</td></tr> </tbody> </table>					No.	Height U	Width mm	Depth mm	Depth mm	1	29	1400	600	600	2	29	1400	600	800	3	33	1600	600	600	4	33	1600	600	800	5	33	1600	800	600	6	33	1600	800	800	7	38	1800	600	600	8	38	1800	600	800	9	38	1800	800	600	10	38	1800	800	800	11	42	2000	600	600	12	42	2000	600	800	13	42	2000	800	600	14	42	2000	800	800	15	47	2200	600	600	16	47	2200	600	800	17	47	2200	800	800	 01004104 St, 1.5 mm, multi-piece, opening to rear 200 mm deep (no rear opening with 300 mm cabinet depth), incl. GND/earthing ; Dimension drawings see page 1.9 1 piece assembled	 01004105 nylon, black 1 piece assembled	 01004059 filter mat, white, class M1, in accordance with EN 799-G3 1 piece assembled	 01004106 St, 1.5 mm, please order gasket IP55 separately 1 piece assembled
					No.	Height U	Width mm	Depth mm	Depth mm																																																																																									
1	29	1400	600	600																																																																																														
2	29	1400	600	800																																																																																														
3	33	1600	600	600																																																																																														
4	33	1600	600	800																																																																																														
5	33	1600	800	600																																																																																														
6	33	1600	800	800																																																																																														
7	38	1800	600	600																																																																																														
8	38	1800	600	800																																																																																														
9	38	1800	800	600																																																																																														
10	38	1800	800	800																																																																																														
11	42	2000	600	600																																																																																														
12	42	2000	600	800																																																																																														
13	42	2000	800	600																																																																																														
14	42	2000	800	800																																																																																														
15	47	2200	600	600																																																																																														
16	47	2200	600	800																																																																																														
17	47	2200	800	800																																																																																														
Completely in RAL 7021					RAL 7021	RAL 7021	RAL 7021	RAL 7021																																																																																										
1	29	1400	600	600	23130-001																																																																																													
2	29	1400	600	800	23130-002	23130-074	23130-075	23130-076																																																																																										
3	33	1600	600	600	23130-001	23130-074	23130-075	23130-076																																																																																										
4	33	1600	600	800	23130-002																																																																																													
5	33	1600	800	600	23130-005	23130-034	23130-035	23130-036																																																																																										
6	33	1600	800	800	23130-006																																																																																													
7	38	1800	600	600	23130-001	23130-074	23130-075	23130-076																																																																																										
8	38	1800	600	800	23130-002																																																																																													
9	38	1800	800	600	23130-005	23130-034	23130-035	23130-036																																																																																										
10	38	1800	800	800	23130-006																																																																																													
11	42	2000	600	600	23130-001	23130-074	23130-075	23130-076																																																																																										
12	42	2000	600	800	23130-002																																																																																													
13	42	2000	800	600	23130-005	23130-034	23130-035	23130-036																																																																																										
14	42	2000	800	800	23130-006																																																																																													
15	47	2200	600	600	23130-001	23130-074	23130-075	23130-076																																																																																										
16	47	2200	600	800	23130-002																																																																																													
17	47	2200	800	800	23130-006	23130-034	23130-035	23130-036																																																																																										
Colour combinations					RAL 7021	RAL 7021	RAL 7021	RAL 7021																																																																																										
18	29	1400	600	600	23130-001																																																																																													
19	29	1400	600	800	23130-002	23130-074	23130-075	23130-076																																																																																										
20	33	1600	600	600	23130-001	23130-074	23130-075	23130-076																																																																																										
21	33	1600	600	800	23130-002																																																																																													
22	33	1600	800	600	23130-005	23130-034	23130-035	23130-036																																																																																										
23	33	1600	800	800	23130-006																																																																																													
24	38	1800	600	600	23130-001	23130-074	23130-075	23130-076																																																																																										
25	38	1800	600	800	23130-002																																																																																													
26	38	1800	800	600	23130-005	23130-034	23130-035	23130-036																																																																																										
27	38	1800	800	800	23130-006																																																																																													
28	42	2000	600	600	23130-001	23130-074	23130-075	23130-076																																																																																										
29	42	2000	600	800	23130-002																																																																																													
30	42	2000	800	600	23130-005	23130-034	23130-035	23130-036																																																																																										
31	42	2000	800	800	23130-006																																																																																													
32	47	2200	600	600	23130-001	23130-074	23130-075	23130-076																																																																																										
33	47	2200	600	800	23130-002																																																																																													
34	47	2200	800	800	23130-006	23130-034	23130-035	23130-036																																																																																										

Cabinets – VARISTAR Seismic ServicePLUS

Seismic IP 20 Connecting plates for short doors/rear panels

 Completely in RAL 7021 (black grey) Colour combination RAL 7035 (light grey)/RAL 7021 (black grey)	Dimensioning connecting plate door/rear panel  01005071 door and rear panel must be selected 400 mm shorter than the cabinet height; cannot be used with double door	Connecting plate for door and rear panel			Other VARISTAR interior mounting parts  e.g. stationary shelves, 19" shelves, slide rails, cable ducting
		Plain	With brush strip	Assembly kit	
		 01005063 St, 1 mm, assembly also possible at top, height 400 mm, please order assembly kit separately in conjunction with rear panel	 01005069 St, 1 mm, assembly also possible at top, height 400 mm, please order assembly kit separately in conjunction with rear panel	only required if rear panel is assembled above the connecting plate	
Height Width mm mm		1 piece assembled	1 piece assembled	PU 1 kit assembled	
Completely in RAL 7021		RAL 7021	RAL 7021		
400 600		21130-472	21130-478	23130-164	from page
400 800		21130-473	21130-479	23130-164	1.110
Colour combinations		RAL 7035	RAL 7035		
400 600		22130-472	22130-478	23130-164	from page
400 800		22130-473	22130-479	23130-164	1.110

Cabinets – VARISTAR Seismic ServicePLUS

Seismic IP 55

Frames, gasketing kits, side-by-side mounting kits, base/plinth

 Completely in RAL 7021 (black grey)					Seismic frame Heavy-Duty 800 kg	Gasketing kit IP 55	Side-by-side mounting kit IP 55 (with gasket)	Base/plinth
 Colour combination RAL 7035 (light grey)/RAL 7021 (black grey)					 01009060 St, 1.5 mm, zinc-plated, with 8 strengthening brackets, central GND/earthing point, static load-carrying capacity 800 kg	 01004157 seals are glued to the frame, so that all cladding parts conform to protection type IP 55	 01004117 side-by-side mounting bracket (4 pieces), St, RAL 7021, incl. gasket to cover the gap between two racks; not in combination with decorative frame	 01009062 2 support profiles, St, 4 mm, lateral; 2 trims, St, 4 mm, front/rear; height 104.5 mm; static load-carrying capacity 1000 kg
No.	U	Height mm	Width mm	Depth mm	1 piece assembled	PU 1 kit assembled	PU 1 kit supplied loose	1 piece assembled
Completely in RAL 7021					RAL 7021			RAL 7021
1	29	1400	600	600	20130-617	23130-064	23130-062	23130-454
2	29	1400	600	800	20130-618			23130-455
3	33	1600	600	600	20130-621	23130-064	23130-062	23130-454
4	33	1600	600	800	20130-622			23130-455
5	33	1600	800	600	20130-623	23130-064	23130-062	23130-456
6	33	1600	800	800	20130-624			23130-457
7	38	1800	600	600	20130-625	23130-064	23130-062	23130-454
8	38	1800	600	800	20130-626			23130-455
9	38	1800	800	600	20130-627	23130-064	23130-062	23130-456
10	38	1800	800	800	20130-628			23130-457
11	42	2000	600	600	20130-629	23130-064	23130-062	23130-454
12	42	2000	600	800	20130-630			23130-455
13	42	2000	800	600	20130-631	23130-064	23130-062	23130-456
14	42	2000	800	800	20130-632			23130-457
15	47	2200	600	600	20130-633	23130-064	23130-062	23130-454
16	47	2200	600	800	20130-634			23130-455
17	47	2200	800	800	20130-636	23130-064	23130-062	23130-457
Colour combinations					RAL 7021			RAL 7021
18	29	1400	600	600	20130-617	23130-064	23130-062	23130-454
19	29	1400	600	800	20130-618			23130-455
20	33	1600	600	600	20130-621	23130-064	23130-062	23130-454
21	33	1600	600	800	20130-622			23130-455
22	33	1600	800	600	20130-623	23130-064	23130-062	23130-456
23	33	1600	800	800	20130-624			23130-457
24	38	1800	600	600	20130-625	23130-064	23130-062	23130-454
25	38	1800	600	800	20130-626			23130-455
26	38	1800	800	600	20130-627	23130-064	23130-062	23130-456
27	38	1800	800	800	20130-628			23130-457
28	42	2000	600	600	20130-629	23130-064	23130-062	23130-454
29	42	2000	600	800	20130-630			23130-455
30	42	2000	800	600	20130-631	23130-064	23130-062	23130-456
31	42	2000	800	800	20130-632			23130-457
32	47	2200	600	600	20130-633	23130-064	23130-062	23130-454
33	47	2200	600	800	20130-634			23130-455
34	47	2200	800	800	20130-636	23130-064	23130-062	23130-457

Further dimensions and configurations online at www.schroff.biz/conf

Cabinets – VARISTAR Seismic ServicePLUS

Seismic IP 55

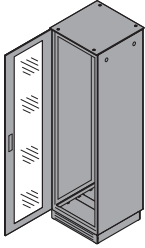
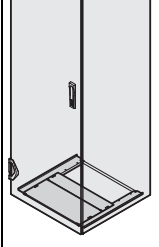
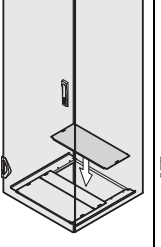

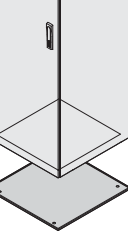
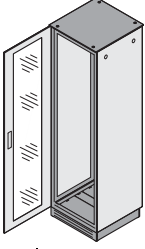
Side panels, rear panels, doors, top covers

Cabinet dimensions					Screw-fixed side panel	Screw-fixed rear panel	Steel door 3-point locking	DIN profile half cylinder	Plain flush top cover	
					St, 1 mm, incl. GND/earthing	St, 1 mm, incl. GND/earthing	St, 1.5 mm, opening angle 180°, inner side with mounting frame, lever handle with built-in push button, incl. GND/earthing	for lever handle, common locking	Flat top cover	Lifting eye
No.	U	mm	mm	mm	PU 2 pieces assembled	1 piece assembled	1 piece assembled	1 piece assembled	1 piece assembled	PU 4 pieces assembled
Completely in RAL 7021					RAL 7021		RAL 7021			RAL 7021
1	29	1400	600	600	21130-003	21130-063	21130-153	25127-995	21130-242	23130-072
2	29	1400	600	800	21130-004				21130-243	
3	33	1600	600	600	21130-005	21130-065	21130-155	25127-995	21130-242	23130-072
4	33	1600	600	800	21130-006				21130-243	
5	33	1600	800	600	21130-005	21130-066	21130-156	25127-995	21130-246	23130-072
6	33	1600	800	800	21130-006				21130-247	
7	38	1800	600	600	21130-007	21130-067	21130-157	25127-995	21130-242	23130-072
8	38	1800	600	800	21130-008				21130-243	
9	38	1800	800	600	21130-007	21130-068	21130-158	25127-995	21130-246	23130-072
10	38	1800	800	800	21130-008				21130-247	
11	42	2000	600	600	21130-010	21130-069	21130-159	25127-995	21130-242	23130-072
12	42	2000	600	800	21130-011				21130-243	
13	42	2000	800	600	21130-010	21130-070	21130-160	25127-995	21130-246	23130-072
14	42	2000	800	800	21130-011				21130-247	
15	47	2200	600	600	21130-015	21130-071	21130-161	25127-995	21130-242	23130-072
16	47	2200	600	800	21130-016				21130-243	
17	47	2200	800	800	21130-016	21130-072	21130-162	25127-995	21130-247	23130-072
Colour combinations					RAL 7035	RAL 7035	RAL 7035		RAL 7021	
18	29	1400	600	600	22130-003	22130-063	22130-153	25127-995	21130-242	23130-072
19	29	1400	600	800	22130-004				21130-243	
20	33	1600	600	600	22130-005	22130-065	22130-155	25127-995	21130-242	23130-072
21	33	1600	600	800	22130-006				21130-243	
22	33	1600	800	600	22130-005	22130-066	22130-156	25127-995	21130-246	23130-072
23	33	1600	800	800	22130-006				21130-247	
24	38	1800	600	600	22130-007	22130-067	22130-157	25127-995	21130-242	23130-072
25	38	1800	600	800	22130-008				21130-243	
26	38	1800	800	600	22130-007	22130-068	22130-158	25127-995	21130-246	23130-072
27	38	1800	800	800	22130-008				21130-247	
28	42	2000	600	600	22130-010	22130-069	22130-159	25127-995	21130-242	23130-072
29	42	2000	600	800	22130-011				21130-243	
30	42	2000	800	600	22130-010	22130-070	22130-160	25127-995	21130-246	23130-072
31	42	2000	800	800	22130-011				21130-247	
32	47	2200	600	600	22130-015	22130-071	22130-161	25127-995	21130-242	23130-072
33	47	2200	600	800	22130-016				21130-243	
34	47	2200	800	800	22130-016	22130-072	22130-162	25127-995	21130-247	23130-072

Cabinets – VARISTAR Seismic ServicePLUS


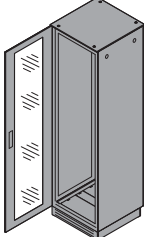

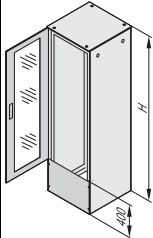
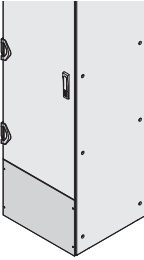
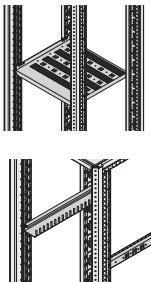
Seismic IP 55

Base plates, gasketing

					Base plate			Base plate, one-piece, EMC, IP 55												
					Base plate, multi-piece	Cover plate	IP 55 gasket													
 <p>Completely in RAL 7021 (black grey)</p>					 <p>01004104</p>				 <p>01004106</p>				 <p>01004073</p>				 <p>01004051</p>			
 <p>Colour combination RAL 7035 (light grey)/RAL 7021 (black grey)</p>					<p>St, 1.5 mm, multi-piece, opening to rear 200 mm deep (no rear opening with 300 mm cabinet depth), incl. GND/earthing ; Dimension drawings see page 1.9</p>				<p>St, 1.5 mm, please order IP55 gasket separately</p>				<p>for base plate with cover</p>				<p>AlZn, 1.5 mm, incl. GND/earthing, assembly from outside</p>			
Cabinet dimensions					1 piece assembled				1 piece assembled				1 piece assembled							
No.	Height U	Width mm	Depth mm	mm	RAL 7021	RAL 7021			AlZn											
Completely in RAL 7021					RAL 7021	RAL 7021			AlZn											
1	29	1400	600	600	23130-001	23130-076	23130-073	21130-281												
2	29	1400	600	800	23130-002	23130-076	23130-073	21130-282												
3	33	1600	600	600	23130-001	23130-076	23130-073	21130-281												
4	33	1600	600	800	23130-002	23130-076	23130-073	21130-282												
5	33	1600	800	600	23130-005	23130-036	23130-073	21130-283												
6	33	1600	800	800	23130-006	23130-036	23130-073	21130-284												
7	38	1800	600	600	23130-001	23130-076	23130-073	21130-281												
8	38	1800	600	800	23130-002	23130-076	23130-073	21130-282												
9	38	1800	800	600	23130-005	23130-036	23130-073	21130-283												
10	38	1800	800	800	23130-006	23130-036	23130-073	21130-284												
11	42	2000	600	600	23130-001	23130-076	23130-073	21130-281												
12	42	2000	600	800	23130-002	23130-076	23130-073	21130-282												
13	42	2000	800	600	23130-005	23130-036	23130-073	21130-283												
14	42	2000	800	800	23130-006	23130-036	23130-073	21130-284												
15	47	2200	600	600	23130-001	23130-076	23130-073	21130-281												
16	47	2200	600	800	23130-002	23130-076	23130-073	21130-282												
17	47	2200	800	800	23130-006	23130-036	23130-073	21130-284												
Colour combinations					RAL 7021	RAL 7021			AlZn											
18	29	1400	600	600	23130-001	23130-076	23130-073	21130-281												
19	29	1400	600	800	23130-002	23130-076	23130-073	21130-282												
20	33	1600	600	600	23130-001	23130-076	23130-073	21130-281												
21	33	1600	600	800	23130-002	23130-076	23130-073	21130-282												
22	33	1600	800	600	23130-005	23130-036	23130-073	21130-283												
23	33	1600	800	800	23130-006	23130-036	23130-073	21130-284												
24	38	1800	600	600	23130-001	23130-076	23130-073	21130-281												
25	38	1800	600	800	23130-002	23130-076	23130-073	21130-282												
26	38	1800	800	600	23130-005	23130-036	23130-073	21130-283												
27	38	1800	800	800	23130-006	23130-036	23130-073	21130-284												
28	42	2000	600	600	23130-001	23130-076	23130-073	21130-281												
29	42	2000	600	800	23130-002	23130-076	23130-073	21130-282												
30	42	2000	800	600	23130-005	23130-036	23130-073	21130-283												
31	42	2000	800	800	23130-006	23130-036	23130-073	21130-284												
32	47	2200	600	600	23130-001	23130-076	23130-073	21130-281												
33	47	2200	600	800	23130-002	23130-076	23130-073	21130-282												
34	47	2200	800	800	23130-006	23130-036	23130-073	21130-284												

Cabinets – VARISTAR Seismic ServicePLUS


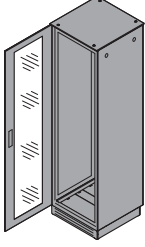
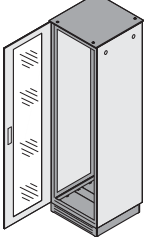
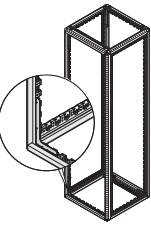
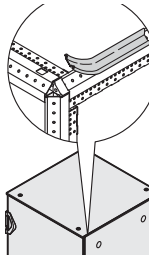
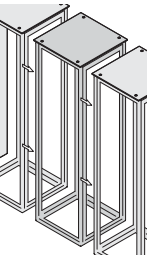
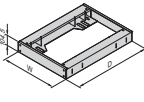
Seismic IP 55 Connecting plates for short doors/rear panels

  <p>Completely in RAL 7021 (black grey)</p>  <p>Colour combination RAL 7035 (light grey)/RAL 7021 (black grey)</p> <p>Height Width mm mm</p>	<p>Dimensioning connecting plate door/rear panel</p>  <p>01005071</p> <p>door and rear panel must be selected 400 mm shorter than the cabinet height; cannot be used with double door</p>	<p>Connecting plate</p>  <p>01005072</p> <p>St, 1 mm, can also be fitted in upper part, height 400 mm, with assembly kit</p> <p>1 piece assembled</p>	<p>Other VARISTAR interior mounting parts</p>  <p>e.g. stationary shelves, 19" shelves, slide rails, cable ducting</p>
<p>Completely in RAL 7021</p>		<p>RAL 7021</p>	
<p>400</p>	<p>600</p>	<p>21130-504</p>	<p>from page</p>
<p>400</p>	<p>800</p>	<p>21130-505</p>	<p>1.110</p>
<p>Colour combinations</p>		<p>RAL 7035</p>	
<p>400</p>	<p>600</p>	<p>22130-504</p>	<p>from page</p>
<p>400</p>	<p>800</p>	<p>22130-505</p>	<p>1.110</p>

Cabinets – VARISTAR Seismic ServicePLUS

Seismic EMC

Frames, gasketing kits, side-by-side mounting kits, base/plinth

		Seismic frame		EMC gasketing kit		Side-by-side mounting kit EMC		Base/plinth	
 <p>Completely in RAL 7021 (black grey)</p>  <p>Colour combination RAL 7035 (light grey)/RAL 7021 (black grey)</p> 		<p>Heavy-Duty 800 kg</p>  <p>01009060</p> <p>St, 1.5 mm, zinc-plated, with 8 strengthening brackets, central GND/earthing point, static load-carrying capacity 800 kg</p>		 <p>01004157</p> <p>gaskets are glued to the frame, thus all the following cover parts are conductively linked</p>		 <p>01004120</p> <p>side-by-side mounting brackets (4 pieces), St</p>		 <p>01009062</p> <p>2 support profiles, St, 4 mm, lateral; 2 trims, St, 4 mm, front/rear; height 104.5 mm; static load-carrying capacity 1000 kg</p>	
No.	Height U	Width mm	Depth mm	1 piece assembled	PU 1 kit assembled	PU 1 kit supplied loose	1 piece assembled		
Completely in RAL 7021				RAL 7021		RAL 7021	RAL 7021		
1	29	1400	600	20130-617			23130-454		
2	29	1400	600	20130-618	23130-065	23130-063	23130-455		
3	33	1600	600	20130-621			23130-454		
4	33	1600	600	20130-622	23130-065	23130-063	23130-455		
5	33	1600	800	20130-623			23130-456		
6	33	1600	800	20130-624	23130-065	23130-063	23130-457		
7	38	1800	600	20130-625			23130-454		
8	38	1800	600	20130-626	23130-065	23130-063	23130-455		
9	38	1800	800	20130-627			23130-456		
10	38	1800	800	20130-628	23130-065	23130-063	23130-457		
11	42	2000	600	20130-629			23130-454		
12	42	2000	600	20130-630	23130-065	23130-063	23130-455		
13	42	2000	800	20130-631			23130-456		
14	42	2000	800	20130-632	23130-065	23130-063	23130-457		
15	47	2200	600	20130-633			23130-454		
16	47	2200	600	20130-634	23130-065	23130-063	23130-455		
17	47	2200	800	20130-636	23130-065	23130-063	23130-457		
Colour combinations				RAL 7021			RAL 7021		
18	29	1400	600	20130-617			23130-454		
19	29	1400	600	20130-618	23130-065	23130-063	23130-455		
20	33	1600	600	20130-621			23130-454		
21	33	1600	600	20130-622	23130-065	23130-063	23130-455		
22	33	1600	800	20130-623			23130-456		
23	33	1600	800	20130-624	23130-065	23130-063	23130-457		
24	38	1800	600	20130-625			23130-454		
25	38	1800	600	20130-626	23130-065	23130-063	23130-455		
26	38	1800	800	20130-627			23130-456		
27	38	1800	800	20130-628	23130-065	23130-063	23130-457		
28	42	2000	600	20130-629			23130-454		
29	42	2000	600	20130-630	23130-065	23130-063	23130-455		
30	42	2000	800	20130-631			23130-456		
31	42	2000	800	20130-632	23130-065	23130-063	23130-457		
32	47	2200	600	20130-633			23130-454		
33	47	2200	600	20130-634	23130-065	23130-063	23130-455		
34	47	2200	800	20130-636	23130-065	23130-063	23130-457		

Further dimensions and configurations online at www.schroff.biz/conf

Cabinets – VARISTAR Seismic ServicePLUS


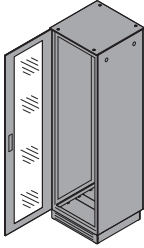
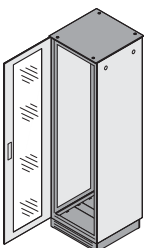

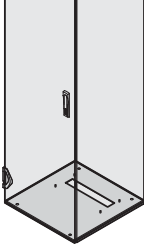
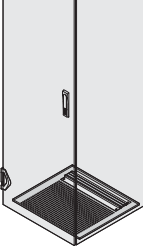
Seismic EMC Side panels, rear panels, doors, top covers

		Cabinet dimensions		Side panel, screw fixed, EMC, IP 55		Rear panel, screw fixed, EMC, IP 55		Steel door, 4-point locking			Flat top cover		
				Height		Width		Depth		Plain, EMC, IP 55	Perforated, EMC	DIN profile half cylinder	EMC, IP 55
No.	U	mm	mm	mm	mm	mm	mm	mm	mm	mm	mm	mm	
		Completely in RAL 7021 (black grey)											
		Colour combination RAL 7035 (light grey)/RAL 7021 (black grey)											
				PU 2 pieces assembled		1 piece assembled		1 piece assembled		1 piece assembled		PU 4 pieces assembled	
		Completely in RAL 7021		RAL 7021		RAL 7021		RAL 7021		RAL 7021			
1	29	1400	600	600	21130-023						21130-272	23130-072	
2	29	1400	600	800	21130-024	21130-078	21130-168	21130-198	25127-995		21130-273	23130-072	
3	33	1600	600	600	21130-025						21130-272	23130-072	
4	33	1600	600	800	21130-026	21130-080	21130-170	21130-200	25127-995		21130-273	23130-072	
5	33	1600	800	600	21130-025						21130-276	23130-072	
6	33	1600	800	800	21130-026	21130-081	21130-171	21130-201	25127-995		21130-277	23130-072	
7	38	1800	600	600	21130-027						21130-272	23130-072	
8	38	1800	600	800	21130-028	21130-082	21130-172	21130-202	25127-995		21130-273	23130-072	
9	38	1800	800	600	21130-027						21130-276	23130-072	
10	38	1800	800	800	21130-028	21130-083	21130-173	21130-203	25127-995		21130-277	23130-072	
11	42	2000	600	600	21130-030						21130-272	23130-072	
12	42	2000	600	800	21130-031	21130-084	21130-174	21130-204	25127-995		21130-273	23130-072	
13	42	2000	800	600	21130-030						21130-276	23130-072	
14	42	2000	800	800	21130-031	21130-085	21130-175	21130-205	25127-995		21130-277	23130-072	
15	47	2200	600	600	21130-035						21130-272	23130-072	
16	47	2200	600	800	21130-036	21130-086	21130-176	21130-206	25127-995		21130-273	23130-072	
17	47	2200	800	800	21130-036	21130-087	21130-177	21130-207	25127-995		21130-277	23130-072	
		Colour combinations		RAL 7035		RAL 7035		RAL 7035		RAL 7021			
18	29	1400	600	600	22130-023						21130-272	23130-072	
19	29	1400	600	800	22130-024	22130-078	22130-168	22130-198	25127-995		21130-273	23130-072	
20	33	1600	600	600	22130-025						21130-272	23130-072	
21	33	1600	600	800	22130-026	22130-080	22130-170	22130-200	25127-995		21130-273	23130-072	
22	33	1600	800	600	22130-025						21130-276	23130-072	
23	33	1600	800	800	22130-026	22130-081	22130-171	22130-201	25127-995		21130-277	23130-072	
24	38	1800	600	600	22130-027						21130-272	23130-072	
25	38	1800	600	800	22130-028	22130-082	22130-172	22130-202	25127-995		21130-273	23130-072	
26	38	1800	800	600	22130-027						21130-276	23130-072	
27	38	1800	800	800	22130-028	22130-083	22130-173	22130-203	25127-995		21130-277	23130-072	
28	42	2000	600	600	22130-030						21130-272	23130-072	
29	42	2000	600	800	22130-031	22130-084	22130-174	22130-204	25127-995		21130-273	23130-072	
30	42	2000	800	600	22130-030						21130-276	23130-072	
31	42	2000	800	800	22130-031	22130-085	22130-175	22130-205	25127-995		21130-277	23130-072	
32	47	2200	600	600	22130-035						21130-272	23130-072	
33	47	2200	600	800	22130-036	22130-086	22130-176	22130-206	25127-995		21130-273	23130-072	
34	47	2200	800	800	22130-036	22130-087	22130-177	22130-207	25127-995		21130-277	23130-072	

Cabinets – VARISTAR Seismic ServicePLUS


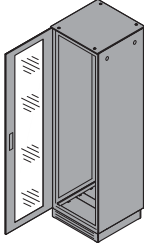
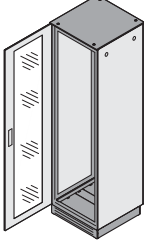
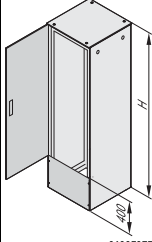
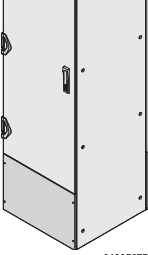



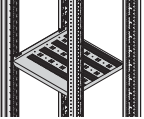
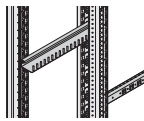


Seismic EMC

Base plates

					Base plates																																																																										
					one-piece, EMC, IP 55	with cable ducting, EMC	perforated, with cable ducting, EMC																																																																								
 <p>Completely in RAL 7021 (black grey)</p>  <p>Colour combination RAL 7035 (light grey)/RAL 7021 (black grey)</p>  <p>Cabinet dimensions</p> <table border="1"> <thead> <tr> <th>No.</th> <th>Height U</th> <th>Width mm</th> <th>Depth mm</th> </tr> </thead> <tbody> <tr><td>1</td><td>29</td><td>1400</td><td>600</td></tr> <tr><td>2</td><td>29</td><td>1400</td><td>800</td></tr> <tr><td>3</td><td>33</td><td>1600</td><td>600</td></tr> <tr><td>4</td><td>33</td><td>1600</td><td>800</td></tr> <tr><td>5</td><td>33</td><td>1600</td><td>800</td></tr> <tr><td>6</td><td>33</td><td>1600</td><td>800</td></tr> <tr><td>7</td><td>38</td><td>1800</td><td>600</td></tr> <tr><td>8</td><td>38</td><td>1800</td><td>800</td></tr> <tr><td>9</td><td>38</td><td>1800</td><td>800</td></tr> <tr><td>10</td><td>38</td><td>1800</td><td>800</td></tr> <tr><td>11</td><td>42</td><td>2000</td><td>600</td></tr> <tr><td>12</td><td>42</td><td>2000</td><td>800</td></tr> <tr><td>13</td><td>42</td><td>2000</td><td>800</td></tr> <tr><td>14</td><td>42</td><td>2000</td><td>800</td></tr> <tr><td>15</td><td>47</td><td>2200</td><td>600</td></tr> <tr><td>16</td><td>47</td><td>2200</td><td>800</td></tr> <tr><td>17</td><td>47</td><td>2200</td><td>800</td></tr> </tbody> </table>					No.	Height U	Width mm	Depth mm	1	29	1400	600	2	29	1400	800	3	33	1600	600	4	33	1600	800	5	33	1600	800	6	33	1600	800	7	38	1800	600	8	38	1800	800	9	38	1800	800	10	38	1800	800	11	42	2000	600	12	42	2000	800	13	42	2000	800	14	42	2000	800	15	47	2200	600	16	47	2200	800	17	47	2200	800	 <p>01004051</p> <p>AlZn, 1,5 mm, incl. GND/earthing, assembly from outside</p> <p>1 piece assembled</p>	 <p>01004108</p> <p>AlZn, 1,5 mm, rear opening 60 mm deep, incl. GND/earthing, assembly from outside</p> <p>1 piece assembled</p>	 <p>01008051</p> <p>AlZn, 1,5 mm, incl. GND/earthing; opening at rear for cabinet width of 600 mm: 359 x 60 mm, for cabinet width of 800 mm: 559 x 60 mm</p> <p>1 piece assembled</p>
No.	Height U	Width mm	Depth mm																																																																												
1	29	1400	600																																																																												
2	29	1400	800																																																																												
3	33	1600	600																																																																												
4	33	1600	800																																																																												
5	33	1600	800																																																																												
6	33	1600	800																																																																												
7	38	1800	600																																																																												
8	38	1800	800																																																																												
9	38	1800	800																																																																												
10	38	1800	800																																																																												
11	42	2000	600																																																																												
12	42	2000	800																																																																												
13	42	2000	800																																																																												
14	42	2000	800																																																																												
15	47	2200	600																																																																												
16	47	2200	800																																																																												
17	47	2200	800																																																																												
Completely in RAL 7021					AlZn	AlZn	AlZn																																																																								
1	29	1400	600	600	21130-281	21130-291	23130-400																																																																								
2	29	1400	600	800	21130-282	21130-292	23130-401																																																																								
3	33	1600	600	600	21130-281	21130-291	23130-400																																																																								
4	33	1600	600	800	21130-282	21130-292	23130-401																																																																								
5	33	1600	800	600	21130-283	21130-293	23130-402																																																																								
6	33	1600	800	800	21130-284	21130-294	23130-403																																																																								
7	38	1800	600	600	21130-281	21130-291	23130-400																																																																								
8	38	1800	600	800	21130-282	21130-292	23130-401																																																																								
9	38	1800	800	600	21130-283	21130-293	23130-402																																																																								
10	38	1800	800	800	21130-284	21130-294	23130-403																																																																								
11	42	2000	600	600	21130-281	21130-291	23130-400																																																																								
12	42	2000	600	800	21130-282	21130-292	23130-401																																																																								
13	42	2000	800	600	21130-283	21130-293	23130-402																																																																								
14	42	2000	800	800	21130-284	21130-294	23130-403																																																																								
15	47	2200	600	600	21130-281	21130-291	23130-400																																																																								
16	47	2200	600	800	21130-282	21130-292	23130-401																																																																								
17	47	2200	800	800	21130-284	21130-294	23130-403																																																																								
Colour combinations					AlZn	AlZn	AlZn																																																																								
18	29	1400	600	600	21130-281	21130-291	23130-400																																																																								
19	29	1400	600	800	21130-282	21130-292	23130-401																																																																								
20	33	1600	600	600	21130-281	21130-291	23130-400																																																																								
21	33	1600	600	800	21130-282	21130-292	23130-401																																																																								
22	33	1600	800	600	21130-283	21130-293	23130-402																																																																								
23	33	1600	800	800	21130-284	21130-294	23130-403																																																																								
24	38	1800	600	600	21130-281	21130-291	23130-400																																																																								
25	38	1800	600	800	21130-282	21130-292	23130-401																																																																								
26	38	1800	800	600	21130-283	21130-293	23130-402																																																																								
27	38	1800	800	800	21130-284	21130-294	23130-403																																																																								
28	42	2000	600	600	21130-281	21130-291	23130-400																																																																								
29	42	2000	600	800	21130-282	21130-292	23130-401																																																																								
30	42	2000	800	600	21130-283	21130-293	23130-402																																																																								
31	42	2000	800	800	21130-284	21130-294	23130-403																																																																								
32	47	2200	600	600	21130-281	21130-291	23130-400																																																																								
33	47	2200	600	800	21130-282	21130-292	23130-401																																																																								
34	47	2200	800	800	21130-284	21130-294	23130-403																																																																								

Cabinets – VARISTAR Seismic ServicePLUS

Seismic EMC Connecting plates for short doors/rear panels

  <p>Completely in RAL 7021 (black grey)</p>  <p>Colour combination RAL 7035 (light grey)/RAL 7021 (black grey)</p> <p>Cabinet dimensions</p> <table border="1"> <thead> <tr> <th>No.</th> <th>U</th> <th>Height mm</th> <th>Width mm</th> <th>Depth mm</th> </tr> </thead> <tbody> <tr> <td></td> <td></td> <td>400</td> <td>600</td> <td></td> </tr> <tr> <td></td> <td></td> <td>400</td> <td>800</td> <td></td> </tr> </tbody> </table>	No.	U	Height mm	Width mm	Depth mm			400	600				400	800		<p>Dimensioning connecting plate door/rear panel</p>  <p>01005077</p> <p>door and rear panel must be selected 400 mm shorter than cabinet height</p>	<p>EMC connecting plate</p> <table border="1"> <thead> <tr> <th>Flat plate, EMC, IP 55</th> <th>Shortened plate, EMC, IP 55</th> </tr> </thead> <tbody> <tr> <td>  <p>01005075</p> <p>flat plate, stainless steel, 1 mm, height 400 mm, mounting can be at top or bottom</p> </td> <td>  <p>01005074</p> <p>frame, stainless steel, 1 mm, mounting at top or bottom, height 400 mm, plate recessed by 40 mm, stainless steel, 1 mm</p> </td> </tr> <tr> <td>1 piece assembled</td> <td>1 piece assembled</td> </tr> </tbody> </table>		Flat plate, EMC, IP 55	Shortened plate, EMC, IP 55	 <p>01005075</p> <p>flat plate, stainless steel, 1 mm, height 400 mm, mounting can be at top or bottom</p>	 <p>01005074</p> <p>frame, stainless steel, 1 mm, mounting at top or bottom, height 400 mm, plate recessed by 40 mm, stainless steel, 1 mm</p>	1 piece assembled	1 piece assembled	<p>Other VARISTAR interior mounting parts</p>   <p>e.g. stationary shelves, 19" shelves, slide rails, cable ducting</p>
	No.	U	Height mm	Width mm	Depth mm																				
		400	600																						
		400	800																						
Flat plate, EMC, IP 55	Shortened plate, EMC, IP 55																								
 <p>01005075</p> <p>flat plate, stainless steel, 1 mm, height 400 mm, mounting can be at top or bottom</p>	 <p>01005074</p> <p>frame, stainless steel, 1 mm, mounting at top or bottom, height 400 mm, plate recessed by 40 mm, stainless steel, 1 mm</p>																								
1 piece assembled	1 piece assembled																								
		Completely in RAL 7021	RAL 7021	RAL 7021																					
		400 600	21130-578	21130-580	from page 1.110																				
		400 800	21130-579	21130-581	1.110																				
		Colour combinations	RAL 7035	RAL 7035																					
		400 600	22130-578	22130-580	from page 1.110																				
		400 800	22130-579	22130-581	1.110																				

Cabinets – VARISTAR Seismic ServicePLUS

Interior mounting Swing frames for cabinet width 600 mm

 			Swing frame	Stop 120°	Safety lock	Spare key
			 <small>01005070</small> St, 2 mm, RAL 7021, load-carrying capacity: 150 kg, 120° hinge, square locks incl. 2 keys	 <small>01005061</small> St; for safety reasons a swing frame stop is recommended	 <small>41001517</small> for swing frame, instead of square locking, incl. 2 keys	 <small>aza45216</small>
Height	Usable height	Width	1 piece assembled	PU 1 kit assembled	1 piece assembled	PU 2 pieces supplied loose
U	U	mm				
partial height	12	600	21130-412	23130-158	60113-267	60220-003
	21	600	21130-413	23130-158	60113-267	60220-003
29	25	600	21130-414	23130-158	60113-267	60220-003
33	30	600	21130-415	23130-158	60113-267	60220-003
38	34	600	21130-416	23130-158	60113-267	60220-003
42	39	600	21130-417	23130-158	60113-267	60220-003
47	43	600	21130-418	23130-158	60113-267	60220-003

Interior mounting Swing frames for cabinet width 800 mm

 			Swing frame	Stop 120°	Swing frame trim		Door opening 160°		Safety lock
			 <small>01005070</small> St, 2 mm, RAL 7021, load-carrying capacity 150 kg, 120° hinge, square locks incl. 2 keys	 <small>01005061</small> St; for safety reasons a swing frame stop is recommended	Asymmetrical assembly	Symmetrical assembly	Hinge 160°	Stop 160°	 <small>41001517</small> for swing frame, instead of square lock, incl. 2 keys
Height	Usable height	Width	1 piece assembled	1 piece assembled	PU 2 pieces assembled	PU 2 pieces assembled	PU 1 kit assembled	1 piece assembled	
U	U	mm							
partial height	12	800	21130-422	23130-158	–	–	23130-160	23130-159	60113-267
partial height	21	800	21130-423	23130-158	21130-432	21130-442	23130-160	23130-159	60113-267
29	25	800	21130-424	23130-158	21130-433	21130-443	23130-160	23130-159	60113-267
33	30	800	21130-425	23130-158	21130-434	21130-444	23130-160	23130-159	60113-267
38	34	800	21130-426	23130-158	21130-435	21130-445	23130-160	23130-159	60113-267
42	39	800	21130-427	23130-158	21130-436	21130-446	23130-160	23130-159	60113-267
47	43	800	21130-428	23130-158	21130-437	21130-447	23130-160	23130-159	60113-267

Cabinets – VARISTAR Seismic ServicePLUS

Interior mounting 19" panel/slide mounts

Cabinet dimensions					Dimension Standard fitting		19" panel/slide mounts EIA		U height identification for 19" panel/slide mount	19" assembly kit M6	Adapter bracket for reduced width
					No.	U mm	Width mm	Depth mm			
					<p>01004146</p> <p>x_f = distance from front c = pitch of 19" panel/slide mounts D = cabinet depth W = cabinet width</p>		<p>01004112</p> <p>St, 2 mm; reduced-width adapter bracket required for 800 mm width; depth members are required for partial-height mounting</p>		<p>00505050</p> <p>paper strip, white, serial numbered from 1 ... 47 U</p>	<p>sc128</p> <p>assembly kit: item 1: screws, item 2: cage nuts, item 3: washers</p>	<p>01004128</p> <p>St, 2 mm, finish AlZn, for fixing the 19" panel/slide mounts in 800 mm wide cabinets</p>
Completely in RAL 7021					x_f mm	c mm	PU 1 pair assembled	PU 1 pair assembled	PU 4 pieces assembled	PU 50 pieces supplied loose	PU 4 pieces assembled
1	29	1400	600	600	50	500	RAL 7021	AlZn	25127-997	21101-809	-
2	29	1400	600	800	50	700	23130-012	23130-032	25127-997	21101-809	-
3	33	1600	600	600	50	500	23130-013	23130-033	25127-997	21101-809	-
4	33	1600	600	800	50	700	23130-013	23130-033	25127-997	21101-809	-
5	33	1600	800	600	50	500	23130-013	23130-033	25127-997	21101-809	23130-091
6	33	1600	800	800	150	500	23130-013	23130-033	25127-997	21101-809	23130-091
7	38	1800	600	600	50	500	23130-014	23130-034	25127-997	21101-809	-
8	38	1800	600	800	50	700	23130-014	23130-034	25127-997	21101-809	-
9	38	1800	800	600	50	500	23130-014	23130-034	25127-997	21101-809	23130-091
10	38	1800	800	800	150	500	23130-014	23130-034	25127-997	21101-809	23130-091
11	42	2000	600	600	50	500	23130-015	23130-035	25127-997	21101-809	-
12	42	2000	600	800	50	700	23130-015	23130-035	25127-997	21101-809	-
13	42	2000	800	600	50	500	23130-015	23130-035	25127-997	21101-809	23130-091
14	42	2000	800	800	150	500	23130-015	23130-035	25127-997	21101-809	23130-091
15	47	2200	600	600	50	500	23130-016	23130-036	25127-997	21101-809	-
16	47	2200	600	800	50	700	23130-016	23130-036	25127-997	21101-809	-
17	47	2200	800	800	150	500	23130-016	23130-036	25127-997	21101-809	23130-091
Colour combinations							RAL 7035	AlZn			
18	29	1400	600	600	50	500	23130-022	23130-032	25127-997	21101-809	-
19	29	1400	600	800	50	700	23130-022	23130-032	25127-997	21101-809	-
20	33	1600	600	600	50	500	23130-023	23130-033	25127-997	21101-809	-
21	33	1600	600	800	50	700	23130-023	23130-033	25127-997	21101-809	-
22	33	1600	800	600	50	500	23130-023	23130-033	25127-997	21101-809	23130-091
23	33	1600	800	800	150	500	23130-023	23130-033	25127-997	21101-809	23130-091
24	38	1800	600	600	50	500	23130-024	23130-034	25127-997	21101-809	-
25	38	1800	600	800	50	700	23130-024	23130-034	25127-997	21101-809	-
26	38	1800	800	600	50	500	23130-024	23130-034	25127-997	21101-809	23130-091
27	38	1800	800	800	150	500	23130-024	23130-034	25127-997	21101-809	23130-091
28	42	2000	600	600	50	500	23130-025	23130-035	25127-997	21101-809	-
29	42	2000	600	800	50	700	23130-025	23130-035	25127-997	21101-809	-
30	42	2000	800	600	50	500	23130-025	23130-035	25127-997	21101-809	23130-091
31	42	2000	800	800	150	500	23130-025	23130-035	25127-997	21101-809	23130-091
32	47	2200	600	600	50	500	23130-026	23130-036	25127-997	21101-809	-
33	47	2200	600	800	50	700	23130-026	23130-036	25127-997	21101-809	-
34	47	2200	800	800	150	500	23130-026	23130-036	25127-997	21101-809	23130-091

Cabinets – VARISTAR Seismic ServicePLUS

Interior mounting Mounting plates, stationary shelves, 75 kg

Cabinet dimensions					Mounting plate			Stationary shelf	Stationary shelf		
					Full height	Height 1200 mm	Strengthening brackets	Full depth	Shortened by 100 mm	Depth member, 3 rows	
No.	Height U	Width mm	Depth mm	1 piece assembled	1 piece assembled	PU 2 pieces assembled	1 piece assembled	1 piece assembled	PU 1 pair assembled		
Completely in RAL 7021 (black grey)					01008052	01008053	01008080	01004142	01004142	01004126	
Colour combination RAL 7035 (light grey)/RAL 7021 (black grey)					St, zinc-plated, 3 mm, static load-carrying capacity up to 450 kg (rear mounted); strengthening bracket increases static load-carrying capacity; please order separately			St profile, increases static load-carrying capacity of mounting plate to 150 kg	St, 1.5 mm, static load-carrying capacity 75 kg, 1 U, incl. GND/earthing	St, 1.5 mm, static load-carrying cap. 75 kg, 1 U, depth 479 mm, incl. GND/earthing, for recessed installation order depth members	length 460 mm, St, 1.5 mm, finish AlZn; required for recessed shelf
Completely in RAL 7021					zinc-plated	zinc-plated	RAL 7021	RAL 7021	RAL 7021	AlZn	
1	29	1400	600	600	-	23130-413	23130-418	21130-323	21130-322	23130-081	
2	29	1400	600	800	-	23130-413	23130-418	21130-325	21130-324	23130-082	
3	33	1600	600	600	-	23130-413	23130-418	21130-323	21130-322	23130-081	
4	33	1600	600	800	-	23130-413	23130-418	21130-325	21130-324	23130-082	
5	33	1600	800	600	-	23130-414	23130-418	21130-333	21130-332	23130-081	
6	33	1600	800	800	-	23130-414	23130-418	21130-335	21130-334	23130-082	
7	38	1800	600	600	23130-405	23130-413	23130-418	21130-323	21130-322	23130-081	
8	38	1800	600	800	23130-405	23130-413	23130-418	21130-325	21130-324	23130-082	
9	38	1800	800	600	23130-406	23130-414	23130-418	21130-333	21130-332	23130-081	
10	38	1800	800	800	23130-406	23130-414	23130-418	21130-335	21130-334	23130-082	
11	42	2000	600	600	23130-407	23130-413	23130-418	21130-323	21130-322	23130-081	
12	42	2000	600	800	23130-407	23130-413	23130-418	21130-325	21130-324	23130-082	
13	42	2000	800	600	23130-408	23130-414	23130-418	21130-333	21130-332	23130-081	
14	42	2000	800	800	23130-408	23130-414	23130-418	21130-335	21130-334	23130-082	
15	47	2200	600	600	-	23130-413	23130-418	21130-323	21130-322	23130-081	
16	47	2200	600	800	-	23130-413	23130-418	21130-325	21130-324	23130-082	
17	47	2200	800	800	-	23130-414	23130-418	21130-335	21130-334	23130-082	
Colour combinations					zinc-plated	zinc-plated	RAL 7021	RAL 7035	RAL 7035	AlZn	
18	29	1400	600	600	-	23130-413	23130-418	21130-323	21130-322	23130-081	
19	29	1400	600	800	-	23130-413	23130-418	21130-325	21130-324	23130-082	
20	33	1600	600	600	-	23130-413	23130-418	21130-323	21130-322	23130-081	
21	33	1600	600	800	-	23130-413	23130-418	21130-325	21130-324	23130-082	
22	33	1600	800	600	-	23130-414	23130-418	21130-333	21130-332	23130-081	
23	33	1600	800	800	-	23130-414	23130-418	21130-335	21130-334	23130-082	
24	38	1800	600	600	23130-405	23130-413	23130-418	21130-323	21130-322	23130-081	
25	38	1800	600	800	23130-405	23130-413	23130-418	21130-325	21130-324	23130-082	
26	38	1800	800	600	23130-406	23130-414	23130-418	21130-333	21130-332	23130-081	
27	38	1800	800	800	23130-406	23130-414	23130-418	21130-335	21130-334	23130-082	
28	42	2000	600	600	23130-407	23130-413	23130-418	21130-323	21130-322	23130-081	
29	42	2000	600	800	23130-407	23130-413	23130-418	21130-325	21130-324	23130-082	
30	42	2000	800	600	23130-408	23130-414	23130-418	21130-333	21130-332	23130-081	
31	42	2000	800	800	23130-408	23130-414	23130-418	21130-335	21130-334	23130-082	
32	47	2200	600	600	-	23130-413	23130-418	21130-323	21130-322	23130-081	
33	47	2200	600	800	-	23130-413	23130-418	21130-325	21130-324	23130-082	
34	47	2200	800	800	-	23130-414	23130-418	21130-335	21130-334	23130-082	

Cabinets – VARISTAR Seismic ServicePLUS

Interior mounting Telescopic shelves, 70 kg

					Telescopic shelf, 2 U				
					Full depth	Shortened by 100 mm	Mounting bracket	T-bar lock	GND/earthing
					01004144	01004145	01005054	01004125	05904052
					St, 1.5 mm, static load-carrying capacity 70/50 kg (width 600/800 mm), incl. telescopic slide, please order mounting bracket separately	St, 1.5 mm, static load-carrying capacity 70/50 kg (width 600/800 mm), incl. telescopic slide, please order mounting bracket separately	St, finish AlZn	to lock the telescopic shelf	for telescopic shelf
Cabinet dimensions					1 piece assembled	1 piece assembled	PU 4 pieces assembled	1 piece assembled	PU 1 kit assembled
No.	U	Height mm	Width mm	Depth mm					
Completely in RAL 7021					RAL 7021	RAL 7021	AlZn		
1	29	1400	600	600	21130-353	21130-352	23130-274	23130-092	23130-140
2	29	1400	600	800	21130-355	21130-354			
3	33	1600	600	600	21130-353	21130-352	23130-274	23130-092	23130-140
4	33	1600	600	800	21130-355	21130-354			
5	33	1600	800	600	21130-373	21130-372	23130-274	23130-092	23130-140
6	33	1600	800	800	21130-375	21130-374			
7	38	1800	600	600	21130-353	21130-352	23130-274	23130-092	23130-140
8	38	1800	600	800	21130-355	21130-354			
9	38	1800	800	600	21130-373	21130-372	23130-274	23130-092	23130-140
10	38	1800	800	800	21130-375	21130-374			
11	42	2000	600	600	21130-353	21130-352	23130-274	23130-092	23130-140
12	42	2000	600	800	21130-355	21130-354			
13	42	2000	800	600	21130-373	21130-372	23130-274	23130-092	23130-140
14	42	2000	800	800	21130-375	21130-374			
15	47	2200	600	600	21130-353	21130-352	23130-274	23130-092	23130-140
16	47	2200	600	800	21130-355	21130-354			
17	47	2200	800	800	21130-375	21130-374	23130-274	23130-092	23130-140
Colour combinations					RAL 7035	RAL 7035	AlZn		RAL 7021
18	29	1400	600	600	22130-353	22130-352	23130-274	23130-092	23130-140
19	29	1400	600	800	22130-355	22130-354			
20	33	1600	600	600	22130-353	22130-352	23130-274	23130-092	23130-140
21	33	1600	600	800	22130-355	22130-354			
22	33	1600	800	600	22130-373	22130-372	23130-274	23130-092	23130-140
23	33	1600	800	800	22130-375	22130-374			
24	38	1800	600	600	22130-353	22130-352	23130-274	23130-092	23130-140
25	38	1800	600	800	22130-355	22130-354			
26	38	1800	800	600	22130-373	22130-372	23130-274	23130-092	23130-140
27	38	1800	800	800	22130-375	22130-374			
28	42	2000	600	600	22130-353	22130-352	23130-274	23130-092	23130-140
29	42	2000	600	800	22130-355	22130-354			
30	42	2000	800	600	22130-373	22130-372	23130-274	23130-092	23130-140
31	42	2000	800	800	22130-375	22130-374			
32	47	2200	600	600	22130-353	22130-352	23130-274	23130-092	23130-140
33	47	2200	600	800	22130-355	22130-354			
34	47	2200	800	800	22130-375	22130-374	23130-274	23130-092	23130-140

Cabinets – VARISTAR Seismic ServicePLUS

Interior mounting 19" shelves 1 U, stationary 75 kg, telescopic 30 kg

 Completely in RAL 7021 (black grey) Colour combination RAL 7035 (light grey)/RAL 7021 (black grey)					Dimension Standard fitting		19" stationary shelf, 1 U, 75 kg		19" telescopic shelf, 1 U, 30 kg		 for telescopic shelf 05904052
					 x_f = distance from front c = pitch of 19" panel/slide mounts D = cabinet depth W = cabinet width	01004144 St, 1.5 mm, static load-carrying capacity 75 kg, depth 600 mm, incl. GND/earthing	01004118 St, 1.5 mm, static load-carrying capacity 75 kg, depth 500 mm, incl. GND/earthing	01004119 St, 1.5 mm, static load-carrying capacity 75 kg, depth 500 mm, incl. GND/earthing	01004123 St, 1.5 mm, static load-carrying capacity 30 kg, incl. telescopic slide; please order GND/earthing kit separately	01004122 St, 1.5 mm, static load-carrying capacity 30 kg, incl. telescopic slide; please order GND/earthing kit separately	
Cabinet dimensions					x_f	c	1 piece assembled	1 piece assembled	1 piece assembled	1 piece assembled	PU 1 kit assembled
No.	U	mm	mm	mm	mm	mm	RAL 7021	RAL 7021	RAL 7021	RAL 7021	
Completely in RAL 7021											
1	29	1400	600	600	50	500	21130-303	21130-302	21130-343	21130-342	23130-140
2	29	1400	600	800	50	700	21130-305	21130-304	21130-345	21130-344	
3	33	1600	600	600	50	500	21130-303	21130-302	21130-343	21130-342	23130-140
4	33	1600	600	800	50	700	21130-305	21130-304	21130-345	21130-344	
5	33	1600	800	600	50	500	21130-303	21130-302	21130-343	21130-342	23130-140
6	33	1600	800	800	150	500	21130-303	21130-302	21130-343	21130-342	23130-140
7	38	1800	600	600	50	500	21130-303	21130-302	21130-343	21130-342	23130-140
8	38	1800	600	800	50	700	21130-305	21130-304	21130-345	21130-344	
9	38	1800	800	600	50	500	21130-303	21130-302	21130-343	21130-342	23130-140
10	38	1800	800	800	150	500	21130-303	21130-302	21130-343	21130-342	23130-140
11	42	2000	600	600	50	500	21130-303	21130-302	21130-343	21130-342	23130-140
12	42	2000	600	800	50	700	21130-305	21130-304	21130-345	21130-344	
13	42	2000	800	600	50	500	21130-303	21130-302	21130-343	21130-342	23130-140
14	42	2000	800	800	150	500	21130-303	21130-302	21130-343	21130-342	23130-140
15	47	2200	600	600	50	500	21130-303	21130-302	21130-343	21130-342	23130-140
16	47	2200	600	800	50	700	21130-305	21130-304	21130-345	21130-344	
17	47	2200	800	800	150	500	21130-303	21130-302	21130-343	21130-342	23130-140
Colour combinations											
18	29	1400	600	600	50	500	22130-303	22130-302	22130-343	22130-342	23130-140
19	29	1400	600	800	50	700	22130-305	22130-304	22130-345	22130-344	
20	33	1600	600	600	50	500	22130-303	22130-302	22130-343	22130-342	23130-140
21	33	1600	600	800	50	700	22130-305	22130-304	22130-345	22130-344	
22	33	1600	800	600	50	500	22130-303	22130-302	22130-343	22130-342	23130-140
23	33	1600	800	800	150	500	22130-303	22130-302	22130-343	22130-342	23130-140
24	38	1800	600	600	50	500	22130-303	22130-302	22130-343	22130-342	23130-140
25	38	1800	600	800	50	700	22130-305	22130-304	22130-345	22130-344	
26	38	1800	800	600	50	500	22130-303	22130-302	22130-343	22130-342	23130-140
27	38	1800	800	800	150	500	22130-303	22130-302	22130-343	22130-342	23130-140
28	42	2000	600	600	50	500	22130-303	22130-302	22130-343	22130-342	23130-140
29	42	2000	600	800	50	700	22130-305	22130-304	22130-345	22130-344	
30	42	2000	800	600	50	500	22130-303	22130-302	22130-343	22130-342	23130-140
31	42	2000	800	800	150	500	22130-303	22130-302	22130-343	22130-342	23130-140
32	47	2200	600	600	50	500	22130-303	22130-302	22130-343	22130-342	23130-140
33	47	2200	600	800	50	700	22130-305	22130-304	22130-345	22130-344	
34	47	2200	800	800	150	500	22130-303	22130-302	22130-343	22130-342	23130-140

Cabinets – VARISTAR Seismic ServicePLUS

Interior mounting 19" telescopic shelves, 2 U, 70 kg

		Dimension Standard fitting		Telescopic shelf, 2 U, 70 kg									
				Full depth	Shortened by 100 mm	T-bar lock	GND/earthing	Cabinet dimensions					
No.	U	mm	mm	mm	mm	1 piece assembled	1 piece assembled	1 piece assembled	PU 1 kit assembled	Height	Width	Depth	
		<p>01004146</p> <p>x_f = distance from front c = pitch of 19" panel/slide mounts D = cabinet depth W = cabinet width</p>		<p>01004123</p> <p>St, 1.5 mm, RAL 7021, static load-carrying capacity 70 kg, width 417 mm, depth 482 mm, incl. telescopic slide, please order T-bar lock and earthing kit separately</p>		<p>01004122</p> <p>St, 1.5 mm, RAL 7021, static load-carrying capacity 70 kg, width 400 mm, depth 682 mm, incl. telescopic slide, please order T-bar lock and earthing kit separately</p>		<p>01004125</p> <p>to lock the telescopic shelf</p>		<p>05904052</p> <p>for telescopic shelf</p>		<p>Completely in RAL 7021 (black grey)</p> <p>Colour combination RAL 7035 (light grey)/RAL 7021 (black grey)</p>	
										<p>Completely in RAL 7021</p>			
1	29	1400	600	600	50	500	21130-353	21130-352					
2	29	1400	600	800	50	700	21130-355	21130-354	23130-092			23130-140	
3	33	1600	600	600	50	500	21130-353	21130-352				23130-140	
4	33	1600	600	800	50	700	21130-355	21130-354	23130-092			23130-140	
5	33	1600	800	600	50	500	21130-353	21130-352	23130-092			23130-140	
6	33	1600	800	800	150	500	21130-355	21130-354				23130-140	
7	38	1800	600	600	50	500	21130-353	21130-352	23130-092			23130-140	
8	38	1800	600	800	50	700	21130-355	21130-354	23130-092			23130-140	
9	38	1800	800	600	50	500	21130-353	21130-352	23130-092			23130-140	
10	38	1800	800	800	150	500	21130-355	21130-354				23130-140	
11	42	2000	600	600	50	500	21130-353	21130-352	23130-092			23130-140	
12	42	2000	600	800	50	700	21130-355	21130-354	23130-092			23130-140	
13	42	2000	800	600	50	500	21130-353	21130-352	23130-092			23130-140	
14	42	2000	800	800	150	500	21130-355	21130-354				23130-140	
15	47	2200	600	600	50	500	21130-353	21130-352	23130-092			23130-140	
16	47	2200	600	800	50	700	21130-355	21130-354	23130-092			23130-140	
17	47	2200	800	800	150	500	21130-353	21130-352	23130-092			23130-140	
		Colour combinations				RAL 7035		RAL 7035					
18	29	1400	600	600	50	500	22130-353	22130-352					
19	29	1400	600	800	50	700	22130-355	22130-354	23130-092			23130-140	
20	33	1600	600	600	50	500	22130-353	22130-352				23130-140	
21	33	1600	600	800	50	700	22130-355	22130-354	23130-092			23130-140	
22	33	1600	800	600	50	500	22130-353	22130-352	23130-092			23130-140	
23	33	1600	800	800	150	500	22130-355	22130-354				23130-140	
24	38	1800	600	600	50	500	22130-353	22130-352	23130-092			23130-140	
25	38	1800	600	800	50	700	22130-355	22130-354	23130-092			23130-140	
26	38	1800	800	600	50	500	22130-353	22130-352	23130-092			23130-140	
27	38	1800	800	800	150	500	22130-355	22130-354				23130-140	
28	42	2000	600	600	50	500	22130-353	22130-352	23130-092			23130-140	
29	42	2000	600	800	50	700	22130-355	22130-354	23130-092			23130-140	
30	42	2000	800	600	50	500	22130-353	22130-352	23130-092			23130-140	
31	42	2000	800	800	150	500	22130-353	22130-352				23130-140	
32	47	2200	600	600	50	500	22130-353	22130-352	23130-092			23130-140	
33	47	2200	600	800	50	700	22130-355	22130-354	23130-092			23130-140	
34	47	2200	800	800	150	500	22130-353	22130-352	23130-092			23130-140	

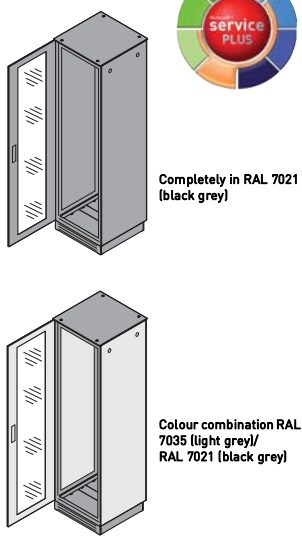
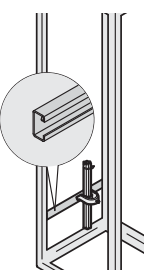
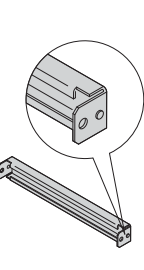
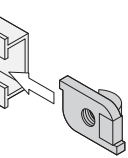
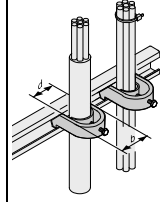
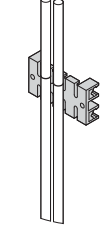
Cabinets – VARISTAR Seismic ServicePLUS

Interior mounting Slide rails, depth members

Cabinet dimensions					Dimension Standard fitting		Slide rail		Short slide rail	Depth member, 3 rows
					x_f	c	25 kg	100 kg		
No.	U	mm	mm	mm	mm	mm	PU 2 pieces supplied loose	PU 2 pieces supplied loose	PU 1 kit supplied loose	PU 1 pair assembled
Completely in RAL 7021							AlZn	zinc-plated	AlZn	AlZn
1	29	1400	600	600	50	500	23130-096	23130-118	23130-094	23130-081
2	29	1400	600	800	50	700	23130-097	23130-119	23130-094	23130-082
3	33	1600	600	600	50	500	23130-096	23130-118	23130-094	23130-081
4	33	1600	600	800	50	700	23130-097	23130-119	23130-094	23130-082
5	33	1600	800	600	50	500	23130-096	23130-118	23130-094	23130-081
6	33	1600	800	800	150	500	23130-096	23130-118	23130-094	23130-082
7	38	1800	600	600	50	500	23130-096	23130-118	23130-094	23130-081
8	38	1800	600	800	50	700	23130-097	23130-119	23130-094	23130-082
9	38	1800	800	600	50	500	23130-096	23130-118	23130-094	23130-081
10	38	1800	800	800	150	500	23130-096	23130-118	23130-094	23130-082
11	42	2000	600	600	50	500	23130-096	23130-118	23130-094	23130-081
12	42	2000	600	800	50	700	23130-097	23130-119	23130-094	23130-082
13	42	2000	800	600	50	500	23130-096	23130-118	23130-094	23130-081
14	42	2000	800	800	150	500	23130-096	23130-118	23130-094	23130-082
15	47	2200	600	600	50	500	23130-096	23130-118	23130-094	23130-081
16	47	2200	600	800	50	700	23130-097	23130-119	23130-094	23130-082
17	47	2200	800	800	150	500	23130-096	23130-118	23130-094	23130-082
Colour combinations							AlZn	zinc-plated	AlZn	AlZn
18	29	1400	600	600	50	500	23130-096	23130-118	23130-094	23130-081
19	29	1400	600	800	50	700	23130-097	23130-119	23130-094	23130-082
20	33	1600	600	600	50	500	23130-096	23130-118	23130-094	23130-081
21	33	1600	600	800	50	700	23130-097	23130-119	23130-094	23130-082
22	33	1600	800	600	50	500	23130-096	23130-118	23130-094	23130-081
23	33	1600	800	800	150	500	23130-096	23130-118	23130-094	23130-082
24	38	1800	600	600	50	500	23130-096	23130-118	23130-094	23130-081
25	38	1800	600	800	50	700	23130-097	23130-119	23130-094	23130-082
26	38	1800	800	600	50	500	23130-096	23130-118	23130-094	23130-081
27	38	1800	800	800	150	500	23130-096	23130-118	23130-094	23130-082
28	42	2000	600	600	50	500	23130-096	23130-118	23130-094	23130-081
29	42	2000	600	800	50	700	23130-097	23130-119	23130-094	23130-082
30	42	2000	800	600	50	500	23130-096	23130-118	23130-094	23130-081
31	42	2000	800	800	150	500	23130-096	23130-118	23130-094	23130-082
32	47	2200	600	600	50	500	23130-096	23130-118	23130-094	23130-081
33	47	2200	600	800	50	700	23130-097	23130-119	23130-094	23130-082
34	47	2200	800	800	150	500	23130-096	23130-118	23130-094	23130-082

Cabinets – VARISTAR Seismic ServicePLUS

Interior mounting Cable ductings

		Cable ducting with C-profile							
		C-rail for cabinet depth	C-rail for cabinet width	Slide nut	Cable shell	Cable support for C-rail			
 <p>Completely in RAL 7021 (black grey)</p> <p>Colour combination RAL 7035 (light grey)/RAL 7021 (black grey)</p>		 <p>01006109 St, 1.5 mm, finish AlZn</p>	 <p>01006107 St, 1.5 mm, finish AlZn</p>	 <p>01504054 for C-rail</p>	 <p>vnt009 for C-rail or for cable support rail, for cable bundles of 42 ... 46 mm, further dimensions see page 1.93</p>	 <p>01006110 PA, UL 94 V-0, black, assembly by clipping onto the C-rail</p>			
No.	U	Height mm	Width mm	Depth mm	PU 2 pieces supplied loose	PU 2 pieces supplied loose	PU 10 pieces supplied loose	PU 10 pieces supplied loose	PU 5 pieces supplied loose
Completely in RAL 7021					AlZn	AlZn			
1	29	1400	600	600	23130-086	23130-333	21120-140	20114-731	60118-472
2	29	1400	600	800	23130-087	23130-333	21120-140	20114-731	60118-472
3	33	1600	600	600	23130-086	23130-333	21120-140	20114-731	60118-472
4	33	1600	600	800	23130-087	23130-333	21120-140	20114-731	60118-472
5	33	1600	800	600	23130-086	23130-334	21120-140	20114-731	60118-472
6	33	1600	800	800	23130-087	23130-334	21120-140	20114-731	60118-472
7	38	1800	600	600	23130-086	23130-333	21120-140	20114-731	60118-472
8	38	1800	600	800	23130-087	23130-333	21120-140	20114-731	60118-472
9	38	1800	800	600	23130-086	23130-334	21120-140	20114-731	60118-472
10	38	1800	800	800	23130-087	23130-334	21120-140	20114-731	60118-472
11	42	2000	600	600	23130-086	23130-333	21120-140	20114-731	60118-472
12	42	2000	600	800	23130-087	23130-333	21120-140	20114-731	60118-472
13	42	2000	800	600	23130-086	23130-334	21120-140	20114-731	60118-472
14	42	2000	800	800	23130-087	23130-334	21120-140	20114-731	60118-472
15	47	2200	600	600	23130-086	23130-333	21120-140	20114-731	60118-472
16	47	2200	600	800	23130-087	23130-333	21120-140	20114-731	60118-472
17	47	2200	800	800	23130-087	23130-334	21120-140	20114-731	60118-472
Colour combinations					AlZn	AlZn			
18	29	1400	600	600	23130-086	23130-333	21120-140	20114-731	60118-472
19	29	1400	600	800	23130-087	23130-333	21120-140	20114-731	60118-472
20	33	1600	600	600	23130-086	23130-333	21120-140	20114-731	60118-472
21	33	1600	600	800	23130-087	23130-333	21120-140	20114-731	60118-472
22	33	1600	800	600	23130-086	23130-334	21120-140	20114-731	60118-472
23	33	1600	800	800	23130-087	23130-334	21120-140	20114-731	60118-472
24	38	1800	600	600	23130-086	23130-333	21120-140	20114-731	60118-472
25	38	1800	600	800	23130-087	23130-333	21120-140	20114-731	60118-472
26	38	1800	800	600	23130-086	23130-334	21120-140	20114-731	60118-472
27	38	1800	800	800	23130-087	23130-334	21120-140	20114-731	60118-472
28	42	2000	600	600	23130-086	23130-333	21120-140	20114-731	60118-472
29	42	2000	600	800	23130-087	23130-333	21120-140	20114-731	60118-472
30	42	2000	800	600	23130-086	23130-334	21120-140	20114-731	60118-472
31	42	2000	800	800	23130-087	23130-334	21120-140	20114-731	60118-472
32	47	2200	600	600	23130-086	23130-333	21120-140	20114-731	60118-472
33	47	2200	600	800	23130-087	23130-333	21120-140	20114-731	60118-472
34	47	2200	800	800	23130-087	23130-334	21120-140	20114-731	60118-472


Cabinets – VARISTAR Seismic ServicePLUS

Interior mounting Cable ties, Velcro

					Cable tie	Velcro	General components																																																																																										
<p style="text-align: center;">Completely in RAL 7021 (black grey)</p> <p style="text-align: center;">Colour combination RAL 7035 (light grey)/RAL 7021 (black grey)</p> <p>Cabinet dimensions</p> <table border="1" style="width: 100%; border-collapse: collapse;"> <thead> <tr> <th>No.</th> <th>U</th> <th>Height mm</th> <th>Width mm</th> <th>Depth mm</th> </tr> </thead> <tbody> <tr><td>1</td><td>29</td><td>1400</td><td>600</td><td>600</td></tr> <tr><td>2</td><td>29</td><td>1400</td><td>600</td><td>800</td></tr> <tr><td>3</td><td>33</td><td>1600</td><td>600</td><td>600</td></tr> <tr><td>4</td><td>33</td><td>1600</td><td>600</td><td>800</td></tr> <tr><td>5</td><td>33</td><td>1600</td><td>800</td><td>600</td></tr> <tr><td>6</td><td>33</td><td>1600</td><td>800</td><td>800</td></tr> <tr><td>7</td><td>38</td><td>1800</td><td>600</td><td>600</td></tr> <tr><td>8</td><td>38</td><td>1800</td><td>600</td><td>800</td></tr> <tr><td>9</td><td>38</td><td>1800</td><td>800</td><td>600</td></tr> <tr><td>10</td><td>38</td><td>1800</td><td>800</td><td>800</td></tr> <tr><td>11</td><td>42</td><td>2000</td><td>600</td><td>600</td></tr> <tr><td>12</td><td>42</td><td>2000</td><td>600</td><td>800</td></tr> <tr><td>13</td><td>42</td><td>2000</td><td>800</td><td>600</td></tr> <tr><td>14</td><td>42</td><td>2000</td><td>800</td><td>800</td></tr> <tr><td>15</td><td>47</td><td>2200</td><td>600</td><td>600</td></tr> <tr><td>16</td><td>47</td><td>2200</td><td>600</td><td>800</td></tr> <tr><td>17</td><td>47</td><td>2200</td><td>800</td><td>800</td></tr> </tbody> </table>					No.	U	Height mm	Width mm	Depth mm	1	29	1400	600	600	2	29	1400	600	800	3	33	1600	600	600	4	33	1600	600	800	5	33	1600	800	600	6	33	1600	800	800	7	38	1800	600	600	8	38	1800	600	800	9	38	1800	800	600	10	38	1800	800	800	11	42	2000	600	600	12	42	2000	600	800	13	42	2000	800	600	14	42	2000	800	800	15	47	2200	600	600	16	47	2200	600	800	17	47	2200	800	800			<p>Mechanics</p> <p>from page 3.2</p>
					No.	U	Height mm	Width mm	Depth mm																																																																																								
1	29	1400	600	600																																																																																													
2	29	1400	600	800																																																																																													
3	33	1600	600	600																																																																																													
4	33	1600	600	800																																																																																													
5	33	1600	800	600																																																																																													
6	33	1600	800	800																																																																																													
7	38	1800	600	600																																																																																													
8	38	1800	600	800																																																																																													
9	38	1800	800	600																																																																																													
10	38	1800	800	800																																																																																													
11	42	2000	600	600																																																																																													
12	42	2000	600	800																																																																																													
13	42	2000	800	600																																																																																													
14	42	2000	800	800																																																																																													
15	47	2200	600	600																																																																																													
16	47	2200	600	800																																																																																													
17	47	2200	800	800																																																																																													
					<p>01005078 plastic, 92 mm x 2.5 mm, further dimensions see page 1.95</p> <p>PU 25 pieces supplied loose</p>	<p>01005079 black, length 300 mm, further dimensions see page 1.95</p> <p>PU 10 pieces supplied loose</p>	<p>Electrics</p> <p>from page 3.29</p>																																																																																										
							<p>Power distribution</p> <p>from page 3.50</p>																																																																																										
							<p>Climate control</p> <p>from page 4.0</p>																																																																																										
Colour combinations					AlZn	AlZn																																																																																											
18	29	1400	600	600	20118-351	20118-624																																																																																											
19	29	1400	600	800	20118-351	20118-624																																																																																											
20	33	1600	600	600	20118-351	20118-624																																																																																											
21	33	1600	600	800	20118-351	20118-624																																																																																											
22	33	1600	800	600	20118-351	20118-624																																																																																											
23	33	1600	800	800	20118-351	20118-624																																																																																											
24	38	1800	600	600	20118-351	20118-624																																																																																											
25	38	1800	600	800	20118-351	20118-624																																																																																											
26	38	1800	800	600	20118-351	20118-624																																																																																											
27	38	1800	800	800	20118-351	20118-624																																																																																											
28	42	2000	600	600	20118-351	20118-624																																																																																											
29	42	2000	600	800	20118-351	20118-624																																																																																											
30	42	2000	800	600	20118-351	20118-624																																																																																											
31	42	2000	800	800	20118-351	20118-624																																																																																											
32	47	2200	600	600	20118-351	20118-624																																																																																											
33	47	2200	600	800	20118-351	20118-624																																																																																											
34	47	2200	800	800	20118-351	20118-624																																																																																											

Cabinets – VARISTAR Seismic ServicePLUS

ServicePLUS: solution - project examples



5430301007023

Mobile communications technology

- Slim-Line seismic cabinet with ETSI configuration
- NEBS base mounting
- Dynamic loading: 350 kg
- Shielded version (EMC)
- Complete cabling
- Power distribution
- Special cable entry in top cover
- Doors and side panels with ventilation openings

Appendix – Order notes

Packaging units

A packaging unit (PU) - e.g. carton, bag - contains the stated quantity. If you order the quantity 1, you will automatically receive the quantity defined as PU.

Example: EMC textile gasket
See page 5.22
Part number 21101-853

Quantity (per part number): 10 pieces

Order quantity: Delivery quantity:

1	10 pieces
2	20 pieces
3	30 pieces

Price list

Our price list is available by e-mail from your customer consultant. Please find all contact details at www.schroff.biz/contact.

Always up-to-date

Please visit our website www.schroff.biz where we continuously inform about news and technical changes.

Quick links

Catalogue request: www.schroff.biz/catalogues

Product configurators: www.schroff.biz/conf

Contact details: www.schroff.biz/contact

Product search: www.schroff.biz/oneclick

Front Panel Express: www.frontpanelexpress.eu

VARISTAR: www.varistar.co.uk

Railway technology: www.schroff.co.uk/railway

IT Infrastructure: www.schroff.co.uk/datacom

Standard pack quantity (SPQ)

Please take into consideration that deliveries may be carried out in the stated SPQs (SPQ, e.g. 5 pieces, 10 pieces, 50 pieces, etc.). Differing order quantities (e.g. 2 pieces) may be changed to the next possible delivery quantity = Standard Pack Quantity (in this case 10 pieces).

Example: Front horizontal rail
See page 5.31
Part number 34560-228

Quantity (per part number): 1 piece
Standard pack quantity (SPQ): 10 pieces

Order quantity: Delivery quantity:

≤ 10	10 pieces
> 10 ≤ 20	20 pieces
> 20 ≤ 30	30 pieces

Delivery times

Part numbers in bold face type are ready for despatch within 2 working days; part numbers in normal type are ready for despatch within 10 working days.

Business relations

Schroff is exclusively operating in Business to Business (B2B). Private individuals can buy Schroff products via our sales representatives (see www.schroff.biz/contact).

Responsible for contents and print

Schroff GmbH, Marketing Communication,
D-75334 Straubenhardt, Germany

The data in this catalogue have been thoroughly edited and checked - in assistance with an accredited Quality Management System in accordance with EN ISO 9001:2008.

Faults and spelling mistakes, but mainly changes due to improvements and further developments of our products are subject to change. There is no possibility to claim indemnity/compensation.

Cabinets	Overview.....	1.0	LHX 20/40 Air/water heat exchangers.....	1.224	1
	Varistar Cabinet platform.....	1.2	LHX 3 Air/water heat exchangers.....	1.236	
	Varistar Electronics.....	1.10	Novastar.....	1.240	
	Varistar EMC.....	1.54	Eurorack.....	1.270	
	Varistar Seismic.....	1.84	Outdoor.....	1.316	
	Varistar MIL.....	1.120	Etsirack.....	1.346	
	Varistar Data/network systems.....	1.124	19" lab racks.....	1.354	
	Varistar Containment.....	1.202	PROLINE.....	1.362	
Wall mounted case	Overview.....	2.0			2
	Epcase.....	2.36			
	LAN wall-mounted distributors.....	2.46			
Cabinet and wall-mounted case accessories	Overview.....	3.0	Monitors, keyboards, monitoring.....	3.44	3
	Mechanics.....	3.2	Socket strips.....	3.50	
	Telescopic slides.....	3.24	Power control socket strips.....	3.72	
	Electrical.....	3.29			
Climate control	Overview.....	4.0	Accessories.....	4.58	4
	Cooling concepts/service.....	4.2			
	19" fan trays.....	4.4			
	Air filtered fans.....	4.20			
Desktop enclosures	Overview.....	5.0	Comptec.....	5.100	5
	RatiopacPRO.....	5.6	Accessories.....	5.108	
	PropacPRO.....	5.44	Interscale.....	5.200	
	CompacPRO.....	5.76	Minipac.....	5.230	
Subracks/ 19" chassis	Overview.....	6.0	EuropacPRO industrial applications.....	6.86	6
	EuropacPRO.....	6.2	EuropacPRO Rugged.....	6.92	
	EuropacPRO for railroad applications.....	6.70	MultipacPRO.....	6.112	
			Inpac.....	6.128	
Front panels, Plug-in-units, Frame type plug-in-units	Overview.....	7.0	PCB accessories.....	7.102	7
	Front panels.....	7.2			
	Plug-in units.....	7.16			
	Frame type plug-in units.....	7.64			
Systems	Overview.....	8.0	AdvancedMC modules.....	8.56	8
	AdvancedTCA.....	8.2	CompactPCI, Serial, PlusIO, PSB.....	8.68	
	AdvancedMC carriers.....	8.26	VME, VME64x, VXS, VPX.....	8.88	
	MicroTCA.....	8.36	Accessories.....	8.106	
Power supply systems	Overview.....	9.0	19" accessories.....	9.18	9
	19" AC/DC switched-mode PSUs.....	9.2	PSUs for MicroTCA.....	9.20	
	19" AC/DC linear regulators.....	9.12	PSUs for VMEbus.....	9.22	
	19" AC/DC convertors.....	9.15	PSUs for CompactPCI, VME64x.....	9.24	
Backplanes	Overview.....	10.0	VME64x, VMEbus.....	10.15	10
	CompactPCI, Serial, PlusIO.....	10.4	Power.....	10.18	
	PXI.....	10.11	Universal.....	10.19	
	VXS.....	10.14	Test adaptors.....	10.20	
Connectors, Front panel component systems	Overview.....	11.0			11
	Connectors.....	11.2			
	Front panel component system.....	11.12			
Appendix	Standards abbreviations.....	12.0			12
	Notes on ordering.....	12.10			
	Order number index.....	12.11			
	Product index.....	12.62			