

Product Brief 2019

Ferrite Materials

HF Power Ferrite Material PC200

TDK Corporation presents the MnZn-based PC200 ferrite material, which is characterized by low losses at high frequencies. It was developed specifically for power supplies and frequency converters that operate with fast-switching power semiconductors on a GaN basis. The new material is optimized for a frequency range from 700 kHz to 4 MHz.

Its maximum transmissible power is reached at a switching frequency of 1.8 MHz to 2 MHz and an operating temperature of 100 °C. The ferrite material's Curie temperature is in excess of 280 °C.

Applications

- SMPS
- USB-C charger
- Data center
- 48 V POL



HF Power Ferrite Material PC200

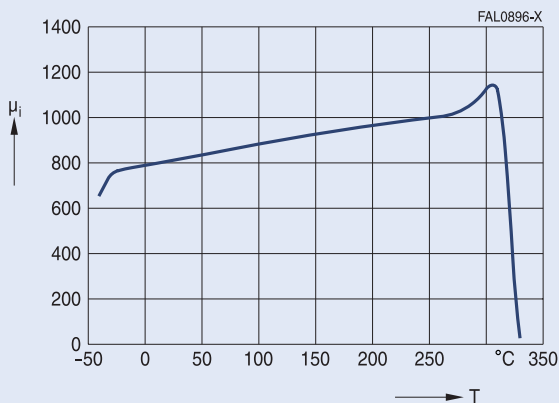
Material properties

Initial permeability (T = 25 °C)	μ_i		800 ±25%	
Flux density (H = 1200 A/m, f = 10 kHz)	B_s (25 °C)	mT	480	
	B_s (100 °C)	mT	410	
Optimum frequency range	f_{min}	kHz	700	
	f_{max}	kHz	4000	
Curie temperature	T_c	°C	> 280	
Relative core losses (typical values)	P_v			
		1 MHz, 50 mT, 100 °C	kW/m ³	180
		2 MHz, 30 mT, 100 °C	kW/m ³	200
		3 MHz, 10 mT, 100 °C	kW/m ³	60
		3 MHz, 30 mT, 100 °C	kW/m ³	800

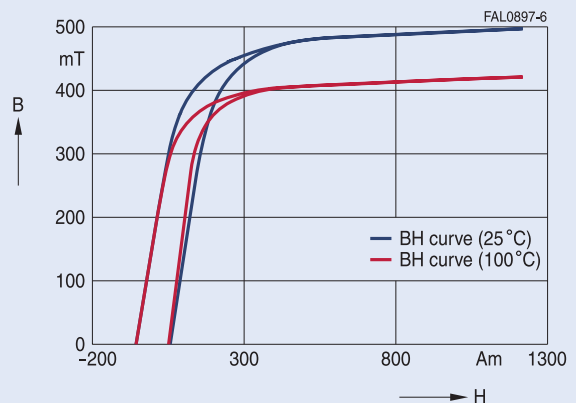
Based on IEC 60401-3, the data specified here are typical and have been determined principally using R 20 toroids.

Material diagrams

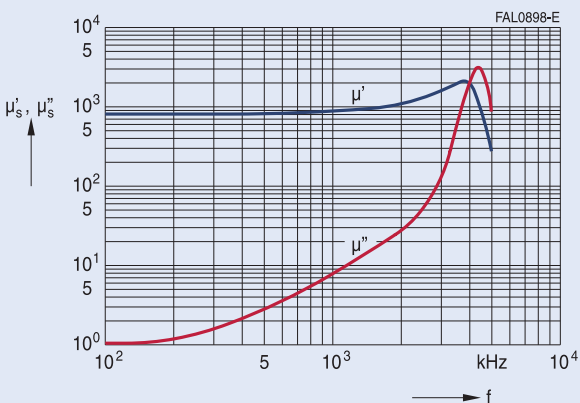
Initial permeability μ_i vs. T



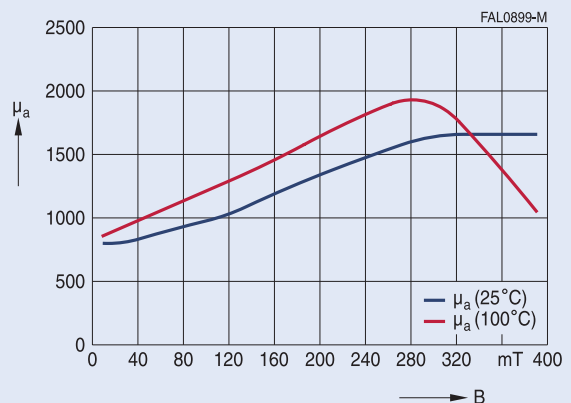
Dynamic magnetization curves



Complex permeability



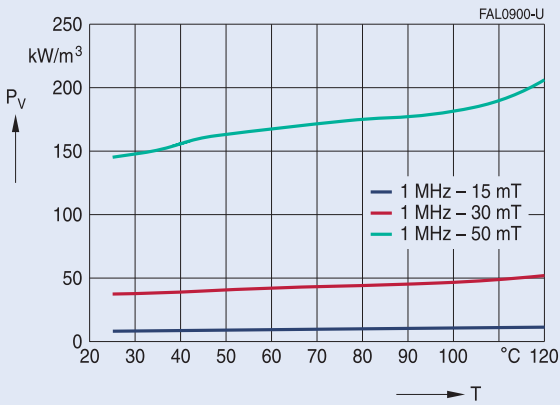
Amplitude permeability vs. AC flux field density



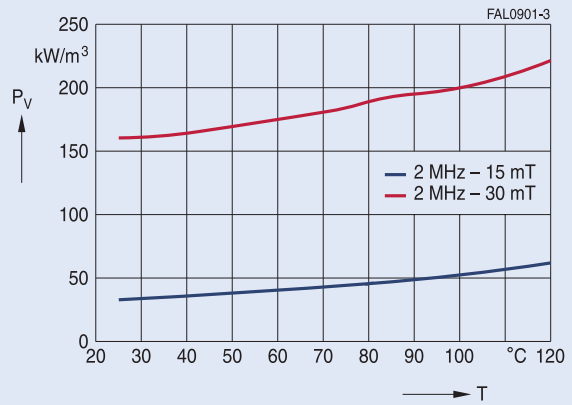
HF Power Ferrite Material PC200

Material diagrams

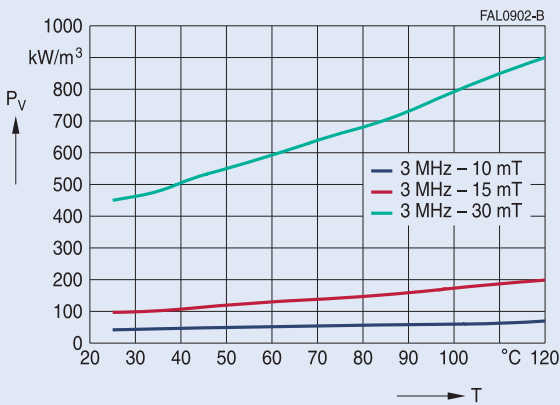
P_V vs. T @ 1 MHz



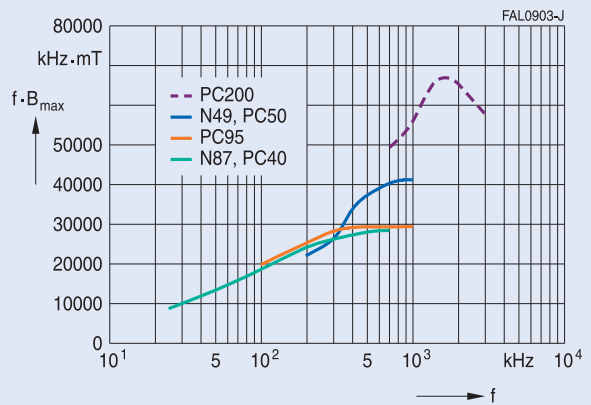
P_V vs. T @ 2 MHz



P_V vs. T @ 3 MHz



Performance factor vs. f @ $T = 100\text{ }^\circ\text{C}$, $P_V = 300\text{ kW/m}^3$



Available core shapes



The PC200 ferrite material is particularly suitable for transformers based on ring core or planar topologies. The material is available in ER, EFD, ELP, EQ, I, RM cores and toroids. The outstanding properties of this material will enable considerably more compact power supplies to be designed in future. At the same time, its efficiency is improved due to the low losses of the ferrite material, which is why the use of PC200 contributes to significantly greater energy savings.

Important information: Some parts of this publication contain statements about the suitability of our products for certain areas of application. These statements are based on our knowledge of typical requirements that are often placed on our products. We expressly point out that these statements cannot be regarded as binding statements about the suitability of our products for a particular customer application. It is incumbent on the customer to check and decide whether a product is suitable for use in a particular application. This publication is only a brief product survey which may be changed from time to time. Our products are described in detail in our data sheets. The *Important notes* (www.tdk-electronics.tdk.com/ImportantNotes) and the product-specific *Cautions and warnings* must be observed. All relevant information is available through our sales offices.

© TDK Electronics AG

Edition 11/2018 · Ordering No. EPC:61022-7600 · Printed in Germany · PB 1118.3