

3A, 50V - 1000V High Efficient Surface Mount Rectifier

FEATURES

- Glass passivated junction chip
- Ideal for automated placement
- Low forward voltage drop
- Low profile package
- Compliant to RoHS Directive 2011/65/EU and in accordance to WEEE 2002/96/EC
- Halogen-free according to IEC 61249-2-21

APPLICATIONS

- High frequency rectification
- Freewheeling application
- Switching mode converters and inverters in computer, automotive and telecommunication

MECHANICAL DATA

- Case: DO-214AB (SMC)
- Molding compound meets UL 94V-0 flammability rating
- Part no. with suffix "H" means AEC-Q101 qualified
- Packing code with suffix "G" means green compound (halogen-free)
- Moisture sensitivity level: level 1, per J-STD-020
- Terminal: Matte tin plated leads, solderable per J-STD-002
- Meet JESD 201 class 2 whisker test
- Polarity: As marked
- Weight: 0.21 g (approximately)

KEY PARAMETERS		
PARAMETER	VALUE	UNIT
$I_{F(AV)}$	3	A
V_{RRM}	50 - 1000	V
I_{FSM}	150	A
T_{JMAX}	150	°C
Package	DO-214AB (SMC)	
Configuration	Single die	



DO-214AB (SMC)

ABSOLUTE MAXIMUM RATINGS ($T_A = 25^\circ\text{C}$ unless otherwise noted)										
PARAMETER	SYMBOL	HS3A	HS3B	HS3D	HS3F	HS3G	HS3J	HS3K	HS3M	UNIT
Marking code on the device		HS3A	HS3B	HS3D	HS3F	HS3G	HS3J	HS3K	HS3M	
Repetitive peak reverse voltage	V_{RRM}	50	100	200	300	400	600	800	1000	V
Reverse voltage, total rms value	$V_{R(RMS)}$	35	70	140	210	280	420	560	700	V
Maximum DC blocking voltage	V_{DC}	50	100	200	300	400	600	800	1000	
Forward current	$I_{F(AV)}$	3								A
Surge peak forward current, 8.3 ms single half sine-wave superimposed on rated load per diode	I_{FSM}	150								A
Junction temperature	T_J	- 55 to +150								°C
Storage temperature	T_{STG}	- 55 to +150								°C

THERMAL PERFORMANCE			
PARAMETER	SYMBOL	TYP	UNIT
Junction-to-ambient thermal resistance	$R_{\theta JA}$	60	$^{\circ}C/W$

ELECTRICAL SPECIFICATIONS ($T_A = 25^{\circ}C$ unless otherwise noted)						
PARAMETER		CONDITIONS	SYMBOL	TYP.	MAX.	UNIT
Forward voltage per diode ⁽¹⁾	HS3A HS3B HS3D HS3F	$I_F = 3A, T_J = 25^{\circ}C$	V_F	-	1.0	V
	HS3G			-	1.3	V
	HS3J HS3K HS3M			-	1.7	V
Reverse current @ rated V_R per diode ⁽²⁾		$T_J = 25^{\circ}C$	I_R	-	10	μA
		$T_J = 125^{\circ}C$		-	250	μA
Junction capacitance	HS3A HS3B HS3D HS3F HS3G	1 MHz, $V_R = 4.0V$	C_J	80	-	μF
	HS3J HS3K HS3M			50	-	μF
Reverse recovery time	HS3A HS3B HS3D HS3F HS3G	$I_F = 0.5A, I_R = 1.0A$ $I_{RR} = 0.25A$	t_{rr}	-	50	ns
	HS3J HS3K HS3M			-	75	ns

Notes:

1. Pulse test with $PW = 0.3$ ms
2. Pulse test with $PW = 30$ ms

ORDERING INFORMATION

PART NO.	PART NO. SUFFIX	PACKING CODE	PACKING CODE SUFFIX	PACKAGE	PACKING
HS3x (Note 1,2)	H	R7	G	SMC	850 / 7" Plastic reel
		R6		SMC	3,000 / 13" Paper reel
		M6		SMC	3,000 / 13" Plastic reel
		V7		Matrix SMC	850 / 7" Plastic reel
		V6		Matrix SMC	3,000 / 13" Plastic reel

Note :

1. "x" defines voltage from 50V (HS3A) to 1000V (HS3M)
2. Only V6 and V7 are all green compound (halogen free)

EXAMPLE

EXAMPLE P/N	PART NO.	PART NO. SUFFIX	PACKING CODE	PACKING CODE SUFFIX	DESCRIPTION
HS3AHR7G	HS3A	H	R7	G	AEC-Q101 qualified Green compound

CHARACTERISTICS CURVES

($T_A = 25^\circ\text{C}$ unless otherwise noted)

Fig.1 Forward Current Derating Curve

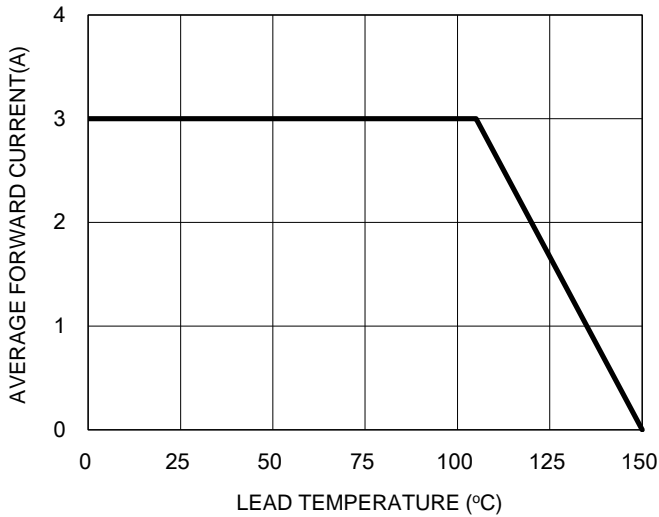


Fig.2 Typical Junction Capacitance

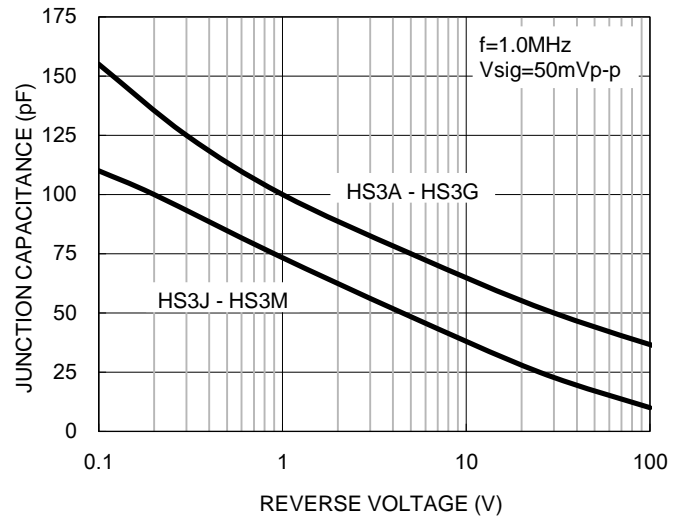


Fig.3 Typical Reverse Characteristics

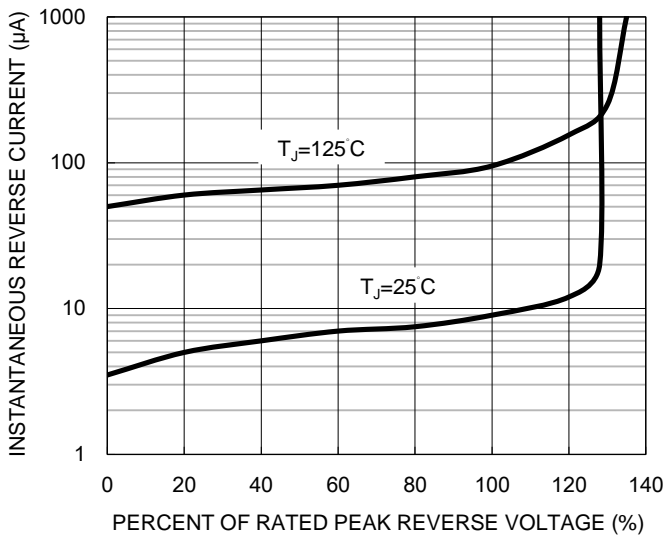
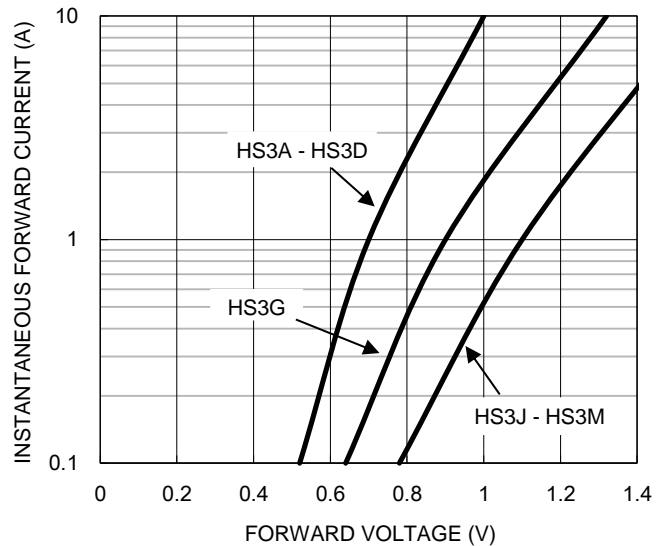


Fig.4 Typical Forward Characteristics



CHARACTERISTICS CURVES

($T_A = 25^\circ\text{C}$ unless otherwise noted)

Fig.5 Maximum Non-repetitive Forward Surge Current

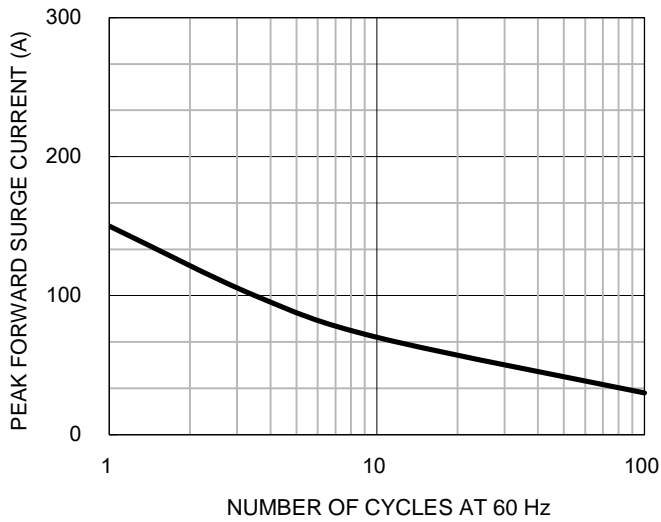
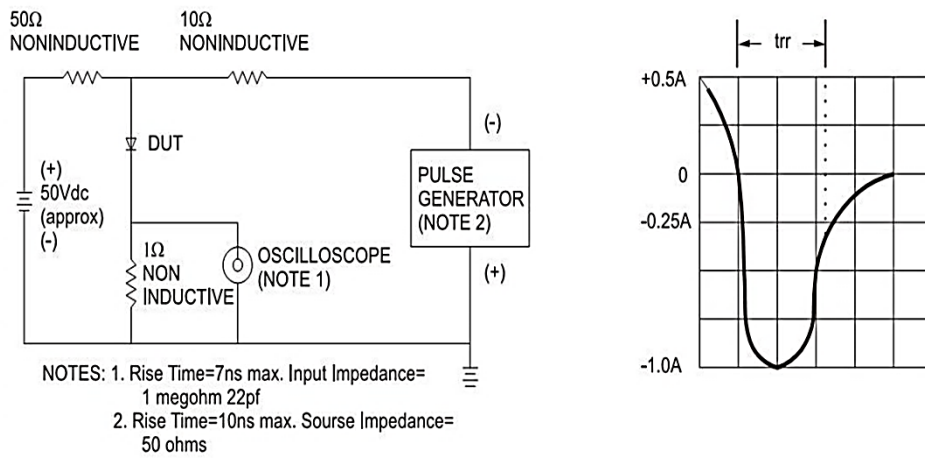


Fig.6 Reverse Recovery Time Characteristic And Test Circuit Diagram



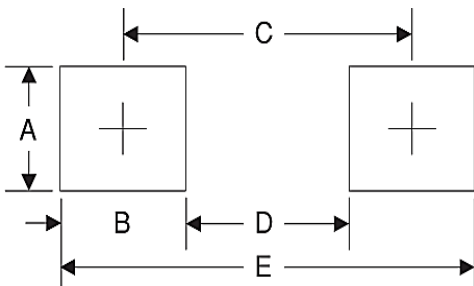
PACKAGE OUTLINE DIMENSIONS

DO-214AB (SMC)



DIM.	Unit (mm)		Unit (inch)	
	Min.	Max.	Min.	Max.
A	2.90	3.20	0.114	0.126
B	6.60	7.11	0.260	0.280
C	5.59	6.22	0.220	0.245
D	2.00	2.62	0.079	0.103
E	1.00	1.60	0.039	0.063
F	7.75	8.13	0.305	0.320
G	0.10	0.20	0.004	0.008
H	0.15	0.31	0.006	0.012

SUGGESTED PAD LAYOUT



Symbol	Unit (mm)	Unit (inch)
A	3.30	0.130
B	2.50	0.098
C	6.80	0.268
D	4.40	0.173
E	9.40	0.370

MARKING DIAGRAM

Matrix SMC

SMC



- P/N =Marking Code
- G =Green Compound
- YW =Date Code
- F =Factory Code

Notice

Specifications of the products displayed herein are subject to change without notice. TSC or anyone on its behalf, assumes no responsibility or liability for any errors or inaccuracies.

Information contained herein is intended to provide a product description only. No license, express or implied, to any intellectual property rights is granted by this document. Except as provided in TSC's terms and conditions of sale for such products, TSC assumes no liability whatsoever, and disclaims any express or implied warranty, relating to sale and/or use of TSC products including liability or warranties relating to fitness for a particular purpose, merchantability, or infringement of any patent, copyright, or other intellectual property right.

The products shown herein are not designed for use in medical, life-saving, or life-sustaining applications. Customers using or selling these products for use in such applications do so at their own risk and agree to fully indemnify TSC for any damages resulting from such improper use or sale.

Mouser Electronics

Authorized Distributor

Click to View Pricing, Inventory, Delivery & Lifecycle Information:

Taiwan Semiconductor:

[HS3A](#) [HS3B](#) [HS3D](#) [HS3F](#) [HS3G](#) [HS3J](#) [HS3K](#) [HS3M](#) [HS3D R6G](#) [HS3B R6G](#) [HS3M R7G](#) [HS3J R6G](#)
[HS3KHR6G](#) [HS3AHR6G](#) [HS3D R7G](#) [HS3M R7](#) [HS3F R7](#) [HS3D R7](#) [HS3J R7G](#) [HS3A R6G](#) [HS3B R7G](#) [HS3F](#)
[R7G](#) [HS3DHR6G](#) [HS3MHR7G](#) [HS3G R7G](#) [HS3J R7](#) [HS3AHR7G](#) [HS3JHR7G](#) [HS3MHR6](#) [HS3K R7G](#) [HS3FHR7G](#)
[HS3BHR7G](#) [HS3K R6G](#) [HS3F R6G](#) [HS3DHR7G](#) [HS3A R7G](#) [HS3MHR6G](#) [HS3GHR6G](#) [HS3B R7](#) [HS3K R7](#)
[HS3BHR6G](#) [HS3G R6G](#) [HS3JHR6G](#) [HS3M R6G](#) [HS3A R6](#) [HS3GHR7G](#) [HS3KHR7G](#) [HS3FHR6G](#) [HS3G R7](#)
[HS3B R6](#) [HS3A R7](#) [HS3K R6](#) [HS3J R6](#) [HS3F R6](#) [HS3M R6](#) [HS3D R6](#) [HS3G R6](#) [HS3AHV6G](#) [HS3AHV7G](#) [HS3B](#)
[V6G](#) [HS3B V7G](#) [HS3BHV6G](#) [HS3BHV7G](#) [HS3D V6G](#) [HS3D V7G](#) [HS3DHV6G](#) [HS3DHV7G](#) [HS3F V6G](#) [HS3F V7G](#)
[HS3FHV6G](#) [HS3FHV7G](#) [HS3G V6G](#) [HS3G V7G](#) [HS3GHV6G](#) [HS3GHV7G](#) [HS3A V6G](#) [HS3A V7G](#) [HS3J V6G](#)
[HS3J V7G](#) [HS3JHV6G](#) [HS3JHV7G](#) [HS3K V6G](#) [HS3K V7G](#) [HS3KHV6G](#) [HS3KHV7G](#) [HS3M V6G](#) [HS3M V7G](#)
[HS3MHV6G](#) [HS3MHV7G](#)