



Metal foil low resistance chip resistors (4 terminal type)

■ KRL series

AEC-Q200 Compliant

Features

- Separated voltage terminal for precise measurement of voltage
- TCR stable at very low resistance: 4mΩ: ±50ppm/°C
- Power ratings: 1W ~ 5W

Applications

- Smartphones, mobile telephones, PCs, HDD, audio visual equipment, power devices, inverters.
- automotive electronics, industrial measurement instrumentation/equipment.



◆ Part numbering system

KRL 3216T4 - M - R010 - F - T1
(KRL 3216T4A - M - R010 - F - T1)

Series code

Size: KRL3216T4, KRL6432T4, KRL7638T4
 KRL9045T4, KRL11050T4,

Temperature characteristics type: M (low EMF)

Packaging quantity:
 T1(1,000pcs), T5(5,000pcs)

Resistance tolerance

Nominal resistance value

Current sensing surface mount resistors

KRL series

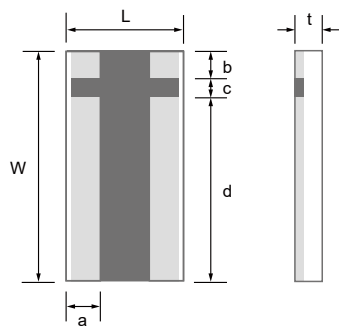
◆ Electrical Specification

Type	Power ratings	Temperature coefficient of resistance (ppm/°C)	Resistance range(Ω) Resistance tolerance ^{*1}			Resistance value series	Operating temperature	Packaging quantity												
			±1% (F)	±2% (G)	±5% (J)															
KRL3216T4 (KRL3216T4A)	1W	±50 (±35)	4m≤R≤9m (1m step) 10m≤R≤100m R=200m, 500m	—	—	E6 ^{*2}	-55°C ~ 155°C (Code M)	T1 T5												
		±100 (±75)	R=3m	R=2m	R=1m															
KRL6432T4	2W	±50	4m≤R≤9m (1m step) 10m≤R≤100m R=200m, 500m	—	—				E6 ^{*2}	-55°C ~ 155°C (Code M)	T1 T5									
		±100	R=3m	R=2m	R=1m															
KRL7638T4	3W	±50	4m≤R≤9m (1m step) 10m≤R≤100m R=200m, 500m	—	—							E6 ^{*2}	-55°C ~ 155°C (Code M)	T1 T5						
		±100	R=3m	R=2m	R=1m															
KRL9045T4	4W	±50	4m≤R≤9m (1m step) 10m≤R≤100m R=200m, 500m	—	—										E6 ^{*2}	-55°C ~ 155°C (Code M)	T1 T5			
		±100	R=3m	R=2m	R=1m															
KRL11050T4	5W	±50	4m≤R≤9m (1m step) 10m≤R≤100m R=200m, 500m	—	—													E6 ^{*2}	-55°C ~ 155°C (Code M)	T1 T5
		±100	R=3m	R=2m	R=1m															

*1 We can meet your requirement of less than 1mΩ. Please contact our sales office.

*2 We can meet your requirement of resistance value outside of E-6 series. Please contact our sales office.

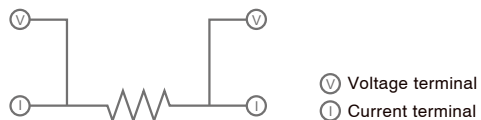
◆ Dimensions



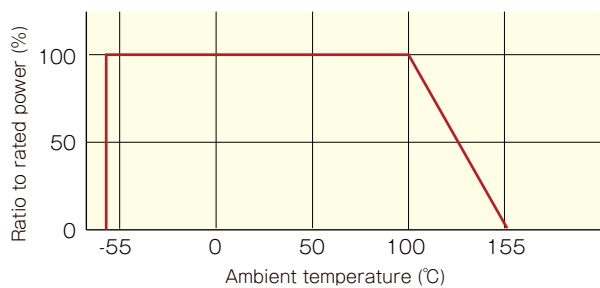
Type	Size (inch)	L	W	a	b	c	d	t
KRL3216T4	1206	1.60±0.20	3.20±0.20	0.35±0.20	0.35±0.15	0.20±0.10	2.65±0.15	0.50±0.20
KRL3216T4A	1206	1.60±0.20	3.20±0.20	0.45±0.20	0.50±0.20	0.50±0.20	2.20±0.20	0.50±0.20
KRL6432T4	2512	3.20±0.20	6.40±0.20	0.50±0.20	0.70±0.15	0.50±0.10	5.20±0.15	0.50±0.20
KRL7638T4	3015	3.80±0.20	7.60±0.20	0.55±0.20	0.80±0.20	0.60±0.20	6.20±0.10	0.50±0.20
KRL9045T4	3518	4.50±0.20	9.00±0.20	0.50±0.20	0.70±0.20	0.50±0.20	5.20±0.10	0.50±0.20
KRL11050T4	4320	5.00±0.20	11.0±0.20	0.70±0.20	1.40±0.20	1.10±0.20	8.50±0.10	0.50±0.20

(unit : mm)

◆ Circuit diagram



◆ Derating Curve



Mouser Electronics

Authorized Distributor

Click to View Pricing, Inventory, Delivery & Lifecycle Information:

Susumu:

[KRL3216T4-M-R100-F-T1](#) [KRL6432T4-M-R001-F-T1](#) [KRL6432T4-M-R010-F-T1](#) [KRL3216T4-M-R200-F-T1](#)
[KRL6432T4-M-R004-F-T1](#) [KRL3216T4-M-R001-F-T1](#) [KRL6432T4-M-R003-F-T1](#) [KRL6432T4-M-R002-F-T1](#)
[KRL6432T4-M-R100-F-T1](#) [KRL3216T4-M-R002-F-T1](#) [KRL3216T4-M-R500-F-T1](#) [KRL6432T4-M-R500-F-T1](#)
[KRL3216T4-M-R003-F-T1](#) [KRL3216T4-M-R005-F-T1](#) [KRL3216T4-M-R007-F-T1](#) [KRL6432T4-M-R005-F-T1](#)
[KRL6432T4-M-R007-F-T1](#) [KRL6432T4-M-R008-F-T1](#) [KRL3216T4-M-R008-F-T1](#) [KRL3216T4-M-R009-F-T1](#)
[KRL3216T4-M-R004-F-T1](#) [KRL3216T4-M-R010-F-T1](#) [KRL3216T4-M-R006-F-T1](#) [KRL6432T4-M-R009-F-T1](#)
[KRL6432T4-M-R006-F-T1](#) [KRL3216T4A-M-R002-G-T1](#) [KRL3216T4A-M-R002-G-T5](#) [KRL3216T4A-M-R003-F-T1](#)
[KRL3216T4A-M-R003-F-T5](#) [KRL3216T4A-M-R001-G-T5](#) [KRL3216T4A-M-R001-G-T1](#)