

Multi-Turn Trimmer

Model 84



Features:

- 1/4" square
- Surface mount
- Cermet

Electrical

Standard Resistance Range, Ohms	10 to 2Meg
Standard Resistance Tolerance	±10%
Input Voltage, Maximum	200 Vdc or rms not to exceed power rating
Slider Current, Maximum	100mA or within rated power, whichever is less
Power Rating, Watts	0.25 at 85°C derating to 0 at 150°C
End Resistance, Maximum	2 Ohms
Actual Electrical Travel, Turns, Nominal	12
Dielectric Strength	900 Vrms
Insulation Resistance, Minimum	1,000 Megohms
Resolution	Essentially infinite
Contact Resistance Variation, Maximum	1% or 1 Ohms, whichever is greater

Environmental

Seal	85°C Fluorinert® (No Leaks)
Temperature Coefficient, Maximum	±100ppm/°C (<100 Ohms = ±250ppm/°C)
Operating Temperature Range	-65°C to +150°C
Thermal Shock	5 cycles, -65°C to +150°C (1% ΔRT, 1% ΔVR)
Moisture Resistance	Ten 24 hour cycles (1% ΔRT, IR 100 Megohms Min.)
Shock, 6ms Sawtooth	100G's (1% ΔRT, 1% ΔVR)
Vibration	20G's, 10 to 2,000 Hz (1% ΔRT, 1% ΔVR)
High Temperature Exposure	250 hours at 150°C (2% ΔRT, 2% ΔVR)
Rotational Life	200 cycles (3% ΔRT)
Load Life at 0.25 Watts	1,000 hours at 85°C (2% ΔRT)
Resistance to Solder Heat	260°C for 10 sec. (1% ΔRT)
Temperature Exposure, Maximum	215°C for 3 min. (1% ΔRT)

Mechanical

Mechanical Stops	Clutch action, both ends
Torque, Starting Maximum	3 oz.-in. (0.021 N-m)
Weight, Nominal	.014 oz. (.40 grams)

General Note

TT Electronics reserves the right to make changes in product specification without notice or liability. All information is subject to TT Electronics' own data and is considered accurate at time of going to print.

Packaging Information

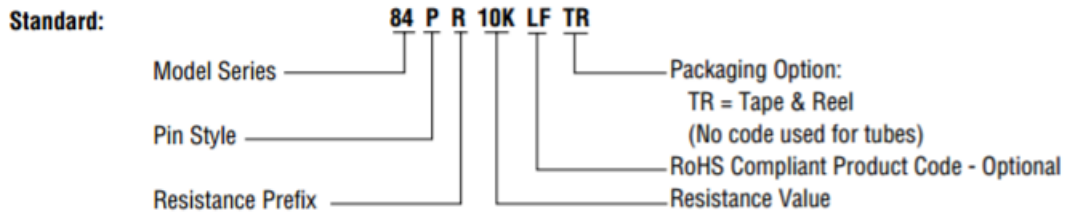
Standard: Tubes
All units oriented with #1 pin to same side.

	Pin Style	=	P	W/X
Magazine	Width	=	0.47"(11.93mm)	0.37"(9.39mm)
	Height	=	0.32"(8.13mm)	0.47"(11.93mm)
	Length	=	14.5"(368mm)	14.5"(368mm)
				16.5"(429mm)
	Capacity	=	50 Units	50 Units

Option: Embossed Tape & Reel (84P & 84W only)
All units oriented with #1 pin to the right of the direction of feed.

	Pin Style	=	P	W/X
Tape	Width	=	16 mm	24mm
	Sprocket	=	4 mm pitch	4mm pitch
	Capacity	=	500 Units	400 Units
Reel	Diameter	=	13" (330 mm)	13" (330mm)

Ordering Information

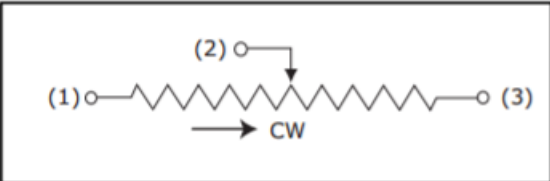


Standard Resistance Values

10	100	1K	10K	50K	250K
20	200	2K	20K	100K	500K
50	500	5K	25K	200K	1Meg

2Meg

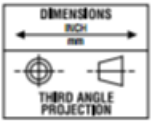
CIRCUIT DIAGRAM



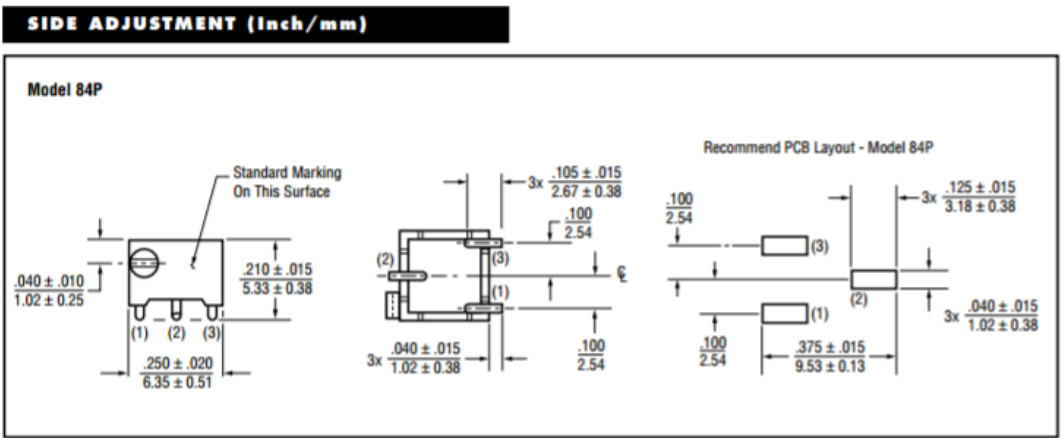
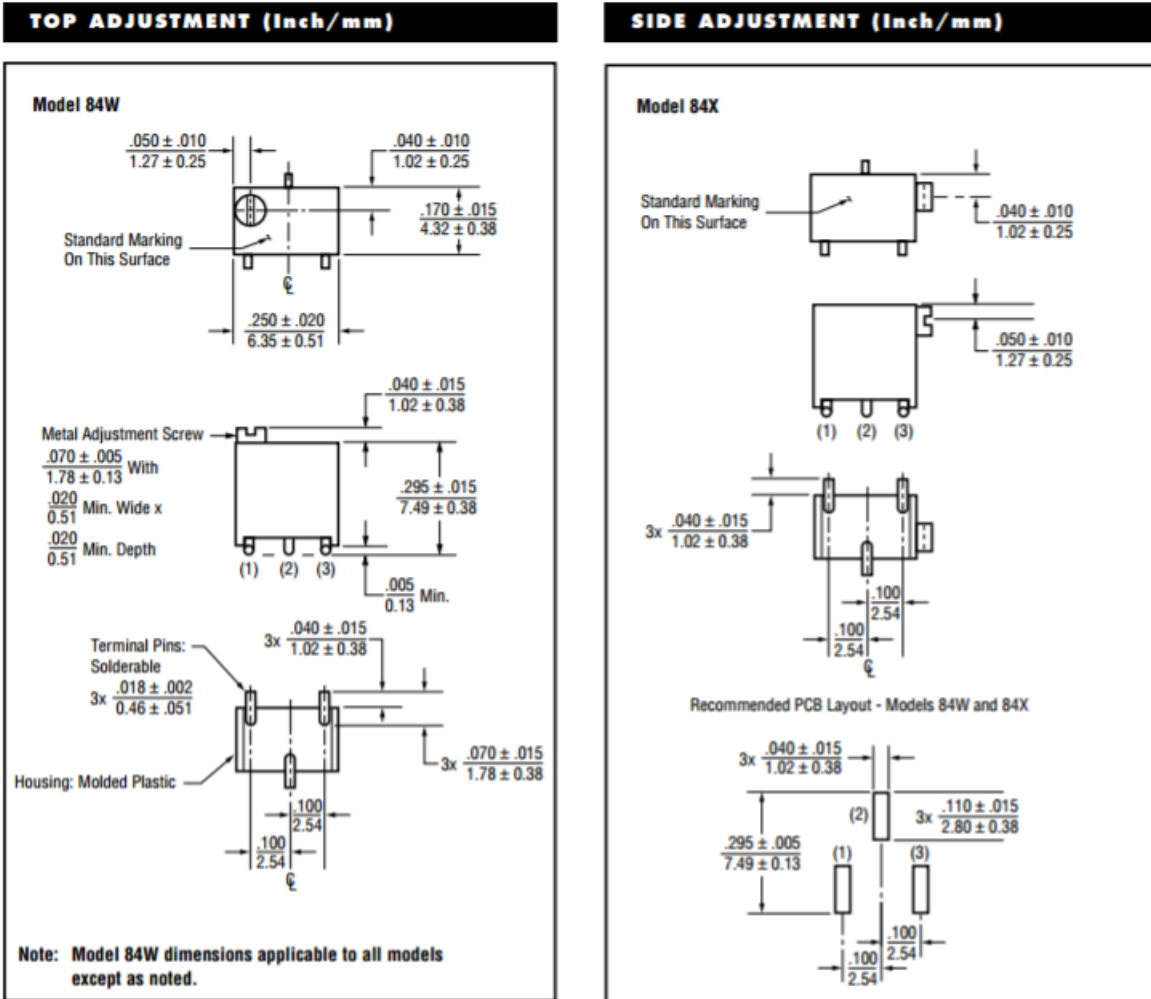
NOTES

Metric equivalents, based on 1 inch = 25.4mm are rounded to the same number of significant figures as in the original English units and are provided for general information only.

Tolerances unless otherwise specified:
Linear = ± .01 inches (.25mm)
Angular = ± 2 degrees



Outline Drawings



General Note
 TT Electronics reserves the right to make changes in product specification without notice or liability. All information is subject to TT Electronics' own data and is considered accurate at time of going to print.

TT Electronics | BI Technologies
 413 Rood RD, Suite 7
 Calexico, CA 92231
 Ph: + 1 (714) 447-2345
www.ttelectronics.com/bi-technologies

Mouser Electronics

Authorized Distributor

Click to View Pricing, Inventory, Delivery & Lifecycle Information:

TT Electronics:

[84PR100](#) [84PR10KTR](#) [84PR1K](#) [84PR1KTR](#) [84PR20K](#) [84PR20KTR](#) [84PR2K](#) [84PR50K](#) [84PR50KTR](#) [84PR5K](#)
[84WR10K](#) [84WR1K](#) [84WR20K](#) [84WR5K](#) [84XR100](#) [84XR100K](#) [84XR50K](#) [84PR10](#) [84PR100K](#) [84PR10K](#) [84PR20](#)
[84PR200](#) [84PR200K](#) [84PR250K](#) [84PR25K](#) [84PR50](#) [84PR500](#) [84PR500K](#) [84WR1M](#) [84PR100KLFTR](#)
[84PR100LFTR](#) [84PR10KLFTR](#) [84PR1KLFTR](#) [84PR200LFTR](#) [84PR20KLFTR](#) [84PR500KLFTR](#) [84PR50KLFTR](#)
[84WR100LF](#) [84WR100KLF](#) [84WR10KLF](#) [84WR1KLF](#) [84WR200LF](#) [84WR200KLFTR](#) [84WR20KLF](#) [84WR25KLF](#)
[84WR2KLF](#) [84WR2KLFTR](#) [84WR500LF](#) [84WR500KLFTR](#) [84WR50KLF](#) [84WR50KLFTR](#) [84WR5KLF](#)
[84WR5KLFTR](#) [84XR100LF](#) [84XR100KLF](#) [84XR100KLFTR](#) [84XR100LFTR](#) [84XR10KLF](#) [84XR10KLFTR](#)
[84XR1KLFTR](#) [84XR200LF](#) [84XR200KLF](#) [84XR200LFTR](#) [84XR20KLFTR](#) [84XR250KLF](#) [84XR2KLF](#) [84XR2KLFTR](#)
[84XR500LF](#) [84XR500KLF](#) [84XR500KLFTR](#) [84XR500LFTR](#) [84XR50KLF](#) [84XR5KLF](#) [84XR5KLFTR](#) [84PR200LF](#)
[84PR1MLF](#) [84PR50KLF](#) [84PR500KLF](#) [84PR100LF](#) [84PR1KLF](#) [84PR25KLF](#) [84PR10LF](#) [84PR500LF](#) [84PR10KLF](#)
[84PR100KLF](#) [84PR250KLF](#) [84PR5KLF](#) [84PR50LF](#) [84PR2M](#) [84PR200KLF](#) [84PR1M](#) [84PR2KLF](#) [84PR2MLF](#)
[84PR20LF](#) [84PR20KLF](#) [84WR1MLF](#) [84XR10KJLFTR](#) [84WR500KLF](#) [84PR1MEGLF](#) [84PR50LFTR](#)