

# PCB terminal block - MPT 0,5/ 2-2,54 - 1725656

Please be informed that the data shown in this PDF Document is generated from our Online Catalog. Please find the complete data in the user's documentation. Our General Terms of Use for Downloads are valid (<http://phoenixcontact.com/download>)

PCB terminal block, nominal current: 6 A, nom. voltage: 160 V, pitch: 2.54 mm, number of positions: 2, connection method: Screw connection with tension sleeve, mounting: Wave soldering, conductor/PCB connection direction: 0 °, color: green



The figure shows a 10-position version of the product

## Your advantages

- ✓ Well-known connection principle allows worldwide use
- ✓ Low temperature rise, thanks to maximum contact force
- ✓ Allows connection of two conductors
- ✓ Extremely small design for the respective conductor cross section



## Key Commercial Data

|                                      |               |
|--------------------------------------|---------------|
| Packing unit                         | 250 pc        |
| GTIN                                 |               |
| GTIN                                 | 4017918106386 |
| Weight per Piece (excluding packing) | 0.600 g       |
| Custom tariff number                 | 85369010      |
| Country of origin                    | Germany       |

## Technical data

### Dimensions

|                |         |
|----------------|---------|
| Length [ l ]   | 6.2 mm  |
| Pitch          | 2.54 mm |
| Dimension a    | 2.54 mm |
| Width [ w ]    | 5.54 mm |
| Height         | 8.5 mm  |
| Height [ h ]   | 12 mm   |
| Solder pin [P] | 3.5 mm  |
| Hole diameter  | 1.1 mm  |

# PCB terminal block - MPT 0,5/ 2-2,54 - 1725656

## Technical data

### General

|  |                     |
|--|---------------------|
| Range of articles                      | MPT 0,5             |
| Insulating material group              | I                   |
| Rated surge voltage (III/3)            | 2.5 kV              |
| Rated surge voltage (III/2)            | 2.5 kV              |
| Rated surge voltage (II/2)             | 2.5 kV              |
| Rated voltage (III/3)                  | 63 V                |
| Rated voltage (III/2)                  | 160 V               |
| Rated voltage (II/2)                   | 320 V               |
| Connection in acc. with standard       | EN-VDE              |
| Nominal current $I_N$                  | 6 A                 |
| Nominal cross section                  | 0.5 mm <sup>2</sup> |
| Maximum load current                   | 6 A                 |
| Insulating material                    | PA                  |
| Flammability rating according to UL 94 | V0                  |
| Stripping length                       | 4.5 mm              |
| Number of positions                    | 2                   |
| Screw thread                           | M1,6                |
| Tightening torque, min                 | 0.12 Nm             |
| Tightening torque max                  | 0.15 Nm             |

### Connection data

|  |                      |
|--|----------------------|
| Conductor cross section solid min.   | 0.14 mm <sup>2</sup> |
| Conductor cross section solid max.   | 0.5 mm <sup>2</sup>  |
| Conductor cross section flexible min.                                      | 0.14 mm <sup>2</sup> |
| Conductor cross section flexible max.                                      | 0.5 mm <sup>2</sup>  |
| Conductor cross section flexible, with ferrule without plastic sleeve min. | 0.25 mm <sup>2</sup> |
| Conductor cross section flexible, with ferrule without plastic sleeve max. | 0.34 mm <sup>2</sup> |
| Conductor cross section flexible, with ferrule with plastic sleeve min.    | 0.25 mm <sup>2</sup> |
| Conductor cross section flexible, with ferrule with plastic sleeve max.    | 0.34 mm <sup>2</sup> |
| Conductor cross section AWG min.   | 26                   |
| Conductor cross section AWG max.   | 20                   |
| 2 conductors with same cross section, solid min.                           | 0.14 mm <sup>2</sup> |
| 2 conductors with same cross section, solid max.                           | 0.34 mm <sup>2</sup> |
| 2 conductors with same cross section, stranded min.                        | 0.14 mm <sup>2</sup> |
| 2 conductors with same cross section, stranded max.                        | 0.34 mm <sup>2</sup> |

### Standards and Regulations

|  |        |
|--|--------|
| Connection in acc. with standard       | EN-VDE |
|  | CSA    |
| Flammability rating according to UL 94 | V0     |

### Environmental Product Compliance

# PCB terminal block - MPT 0,5/ 2-2,54 - 1725656

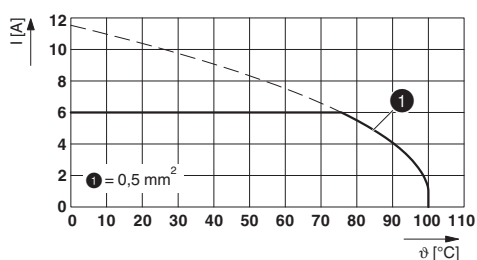
## Technical data

### Environmental Product Compliance

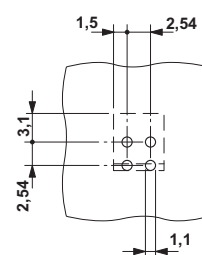
|            |   |
|------------|---|
|            | Lead 7439-92-1  |
| China RoHS | Environmentally Friendly Use Period = 50  |
|            | For details about hazardous substances go to tab "Downloads", Category "Manufacturer's declaration" |

## Drawings

Diagram



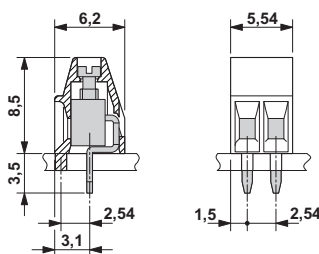
Drilling diagram



Type: MPT 0,5/ 5-2,54  
 Test following DIN EN 60512-5-2:2003-01  
 Reduction factor = 1  
 No. of positions: 5

The 2 and 3-pos. versions have an additional locating pin (1.5 mm long) to support the mechanical load.

Dimensional drawing



## Classifications

eCl@ss

|            |          |
|------------|----------|
| eCl@ss 4.0 | 27141109 |
| eCl@ss 4.1 | 27141109 |
| eCl@ss 5.0 | 27141190 |
| eCl@ss 5.1 | 27261100 |
| eCl@ss 6.0 | 27261100 |
| eCl@ss 7.0 | 27440401 |
| eCl@ss 8.0 | 27440401 |
| eCl@ss 9.0 | 27440401 |

ETIM

|          |          |
|----------|----------|
| ETIM 3.0 | EC001121 |
|----------|----------|

# PCB terminal block - MPT 0,5/ 2-2,54 - 1725656

## Classifications

### ETIM

|          |          |
|----------|----------|
| ETIM 4.0 | EC002643 |
| ETIM 5.0 | EC002643 |
| ETIM 6.0 | EC002643 |
| ETIM 7.0 | EC002643 |

### UNSPSC

|               |          |
|---------------|----------|
| UNSPSC 6.01   | 30211801 |
| UNSPSC 7.0901 | 39121432 |
| UNSPSC 11     | 39121432 |
| UNSPSC 12.01  | 39121432 |
| UNSPSC 13.2   | 39121432 |

## Approvals


### Approvals

#### Approvals


CSA / EAC / cULus Recognized

#### Ex Approvals

### Approval details

|                            |   |   |       |
|----------------------------|---|---|-------|
| CSA                        |  | <a href="http://www.csagroup.org/services-industries/product-listing/">http://www.csagroup.org/services-industries/product-listing/</a> | 13631 |
|                            |   | B   |       |
| Nominal voltage UN         |   |   | 125 V |
| Nominal current IN         |   |   | 6 A   |
| mm <sup>2</sup> /AWG/kcmil |   |   | 28-20 |

|     |   |  |         |
|-----|---|--|---------|
| EAC |  |  | B.01742 |
|-----|---|--|---------|

|                    |   |   |                 |
|--------------------|---|---|-----------------|
| cULus Recognized   |  | <a href="http://database.ul.com/cgi-bin/XYV/template/LISEXT/1FRAME/index.htm">http://database.ul.com/cgi-bin/XYV/template/LISEXT/1FRAME/index.htm</a> | E60425-19770427 |
|                    |   | B   |                 |
| Nominal voltage UN |   |   | 125 V           |

## PCB terminal block - MPT 0,5/ 2-2,54 - 1725656

### Approvals

|                                |       |
|--------------------------------|-------|
|                                | B     |
| Nominal current I <sub>N</sub> | 6 A   |
| mm <sup>2</sup> /AWG/kcmil     | 30-20 |

### Accessories

#### Accessories

##### Labeled terminal marker

Marker card - SK 2,54/2,8:FORTL.ZAHLEN - 0804853



Marker card, Card, white, labeled, Horizontal: consecutive numbers 1 ... 10, 11 ... 20, etc. up to 91 ... 99, mounting type: adhesive, for terminal block width: 2.54 mm, lettering field size: 2.54 x 2.8 mm

##### Marker pen

Marker pen - B-STIFT - 1051993



Marker pen, for manual labeling of unprinted Zack strips, smear-proof and waterproof, line thickness 0.5 mm

##### Screwdriver tools

Screwdriver - SZS 0,4X2,0 - 1205202



Micro screwdriver, bladed, size: 0.4 x 2.0 x 60 mm, 2-component grip, with non-slip grip and twist cap

##### Terminal marking

Marker card - SK U/2,8 WH:UNBEDRUCKT - 0803883



Marker card, Sheet, white, unlabeled, can be labeled with: PLOTMARK, CMS-P1-PLOTTER, Office printing systems, mounting type: adhesive, for terminal block width: 210 mm, lettering field size: 186 x 2.8 mm

