


VLS4012ET-470M



Applications	Commercial Grade
Feature	<div style="border: 1px solid black; padding: 2px;">Shield</div> Magnetic Shield <div style="border: 1px solid black; padding: 2px;">Wire Wound</div> Wire Wound <div style="border: 1px solid black; padding: 2px;">Ferrite Core</div> Ferrite Core
Series Type	VLS-E
Status	Production (Not Recommended for New Design) Recommended Alternate Part No. : VLS4012CX-470M-1 (Interchangeability is not guaranteed.)
Brand	TDK



Size	
Length(L)	4.00mm ±0.10mm
Width(W)	4.00mm ±0.10mm
Thickness Height	1.20mm Max.
Recommended Land Pattern (A)	1.30mm Nom.
Recommended Land Pattern (B)	1.40mm Nom.
Recommended Land Pattern (C)	4.00mm Nom.

Electrical Characteristics	
Inductance	47µH ±20% at 1MHz
Rated Current (L Change) [Typ.]	460mA (30% Down)
Rated Current (L Change) [Max.]	410mA (30% Down)
Rated Current (Temperature Rise) [Typ.]	610mA (40°C Rise)
Rated Current (Temperature Rise) [Max.]	
DC Resistance [Typ.]	850mΩ
DC Resistance [Max.]	1.02Ω
Self Resonant Frequency [Min.]	
Self Resonant Frequency [Typ.]	
Q [Min.]	
Q [Typ.]	

Other	
Operating Temp. Range (Including Self-Temp. Rise)	-40 to 105°C
Soldering Method	Reflow
AEC-Q200	No
Packing	Blister (Plastic)Taping [180mm Reel]
Package Quantity	1000pcs

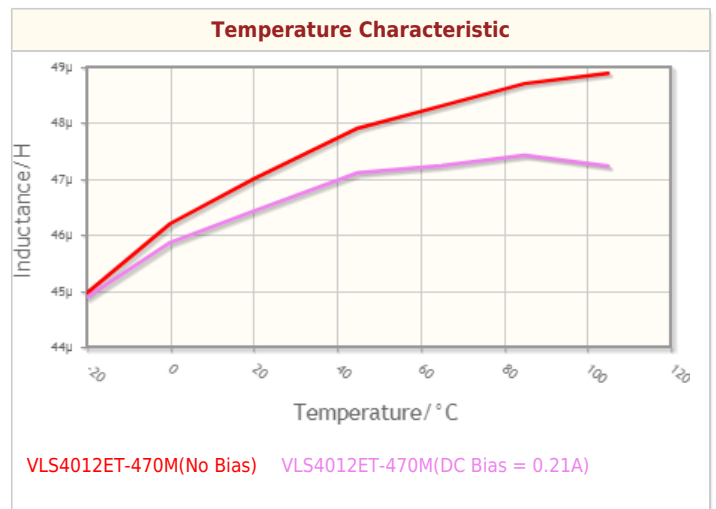
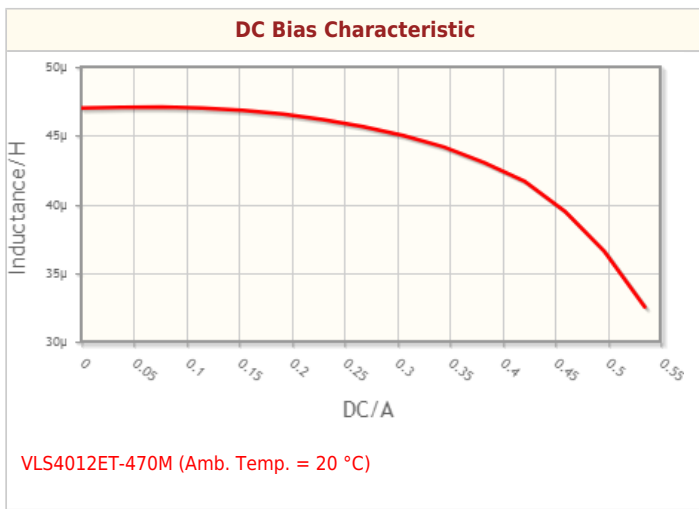
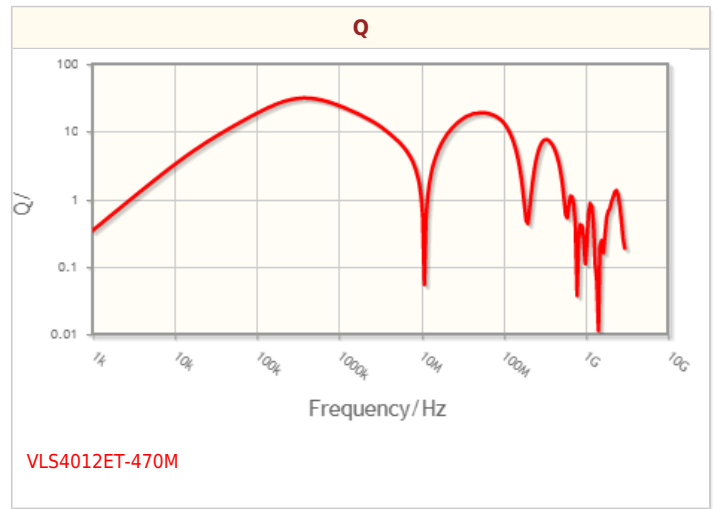
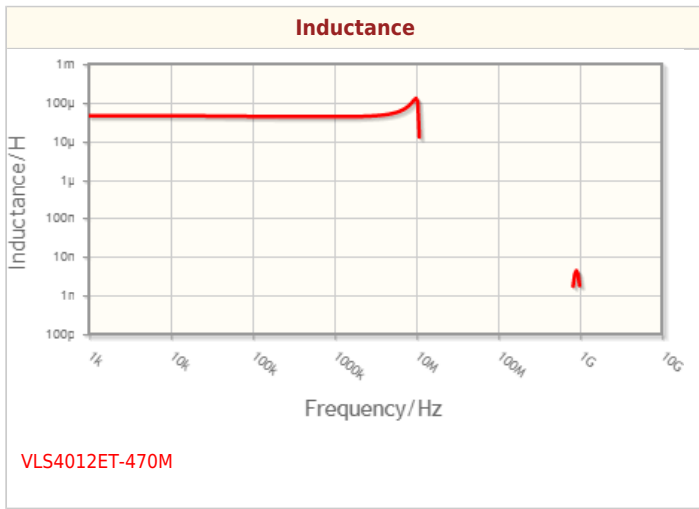
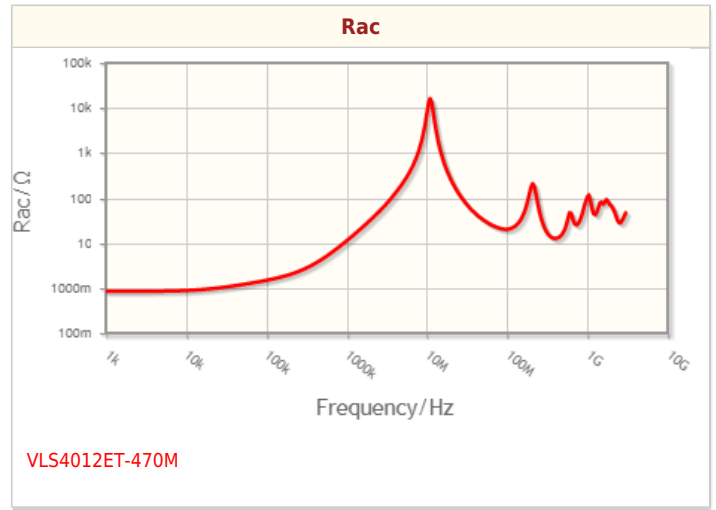
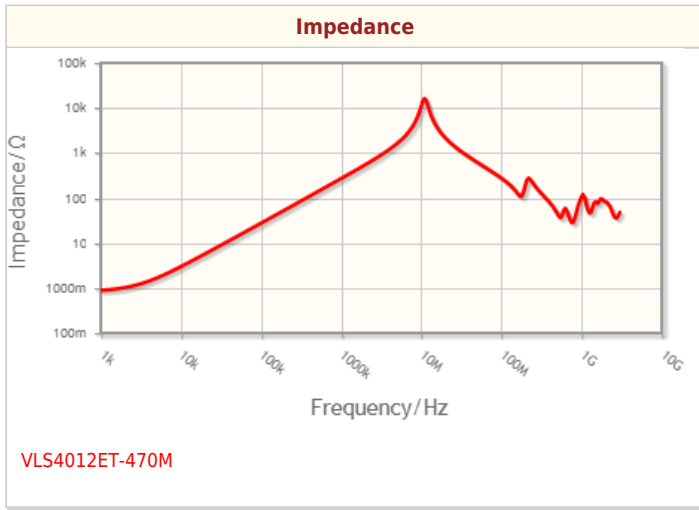
Weight are for reference only and show exemplary products. 0.067g

! This PDF document was created based on the data listed on the TDK Corporation website.
! All specifications are subject to change without notice.

VLS4012ET-470M



Characteristic Graphs(This is reference data, and does not guarantee the products characteristics.)

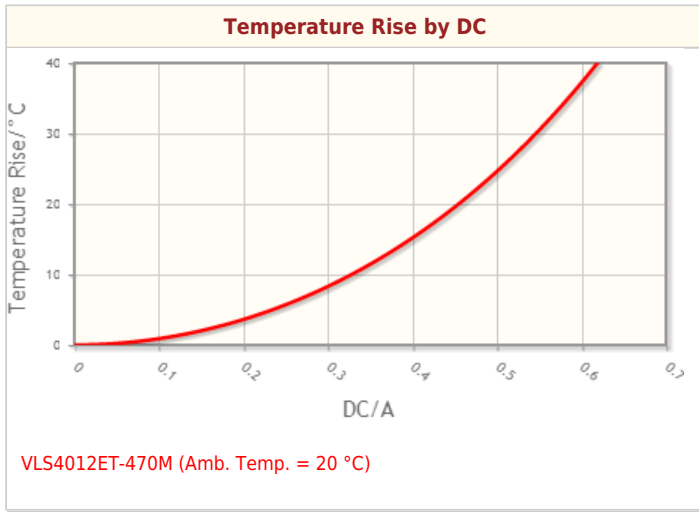


! Images are for reference only and show exemplary products.
! This PDF document was created based on the data listed on the TDK Corporation website.
! All specifications are subject to change without notice.

VLS4012ET-470M



Characteristic Graphs(This is reference data, and does not guarantee the products characteristics.)



! Images are for reference only and show exemplary products.
! This PDF document was created based on the data listed on the TDK Corporation website.
! All specifications are subject to change without notice.



Associated Images

