

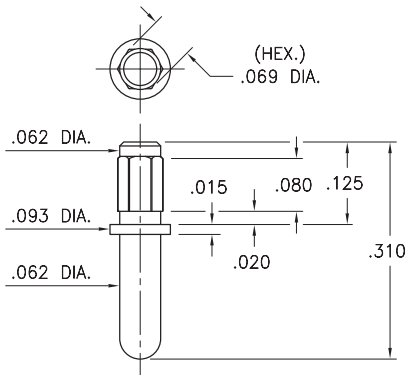
MALE PCB PINS

PRINTED CIRCUIT PINS

3975

3975-0-00-XX-00-00-03-0

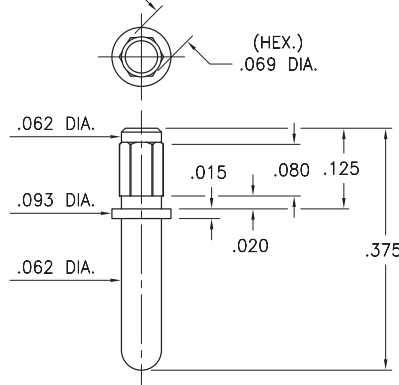
Solderless press-fit pin for plated through-hole
Recommended drilled hole size: .070 (1,78mm)



3977

3977-0-00-XX-00-00-03-0

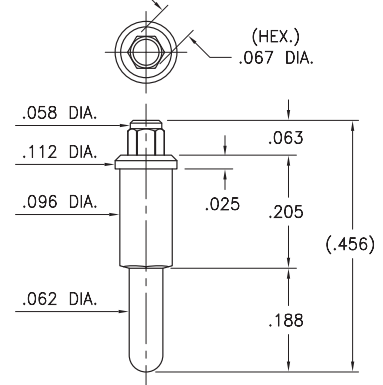
Solderless press-fit pin for plated through-hole
Recommended drilled hole size: .070 (1,78mm)



4427

4427-0-00-XX-00-00-03-0

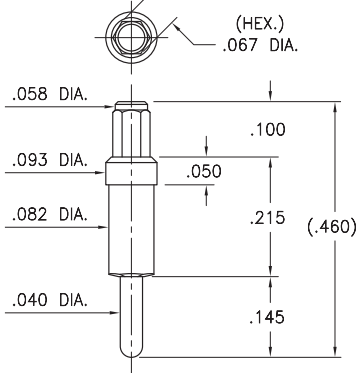
Solderless press-fit pin for plated through-hole
Recommended drilled hole size: .068 (1,73mm)



7504

7504-0-00-XX-00-00-03-0

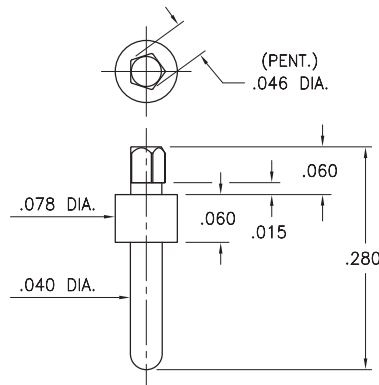
Solderless press-fit pin for plated through-hole
Recommended drilled hole size: .068 (1,73mm)



9003

9003-0-00-XX-00-00-03-0

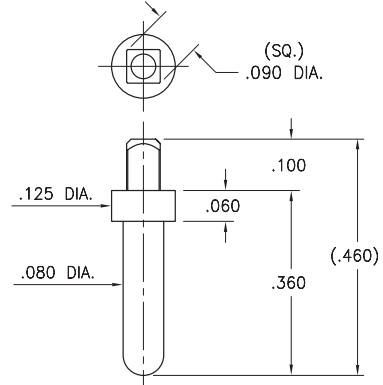
Solderless press-fit pin for plated through-hole
Recommended drilled hole size: .047 (1,19mm)



6955

6955-0-05-XX-00-00-03-0

Solderless press-fit pin for plated through-hole
Recommended drilled hole size: .091 (2,31mm)



Recommended drilled hole sizes are prior to plating of the PCB and based on typical copper deposition of .5 - 1 oz. This results in a reduction of hole size by approximately .0015" - .003". Depending on surface plating, typical finished hole sizes are .003" - .005" smaller than drilled hole sizes. The finished hole size tolerance for press-fit applications should be specified as +/- .002"

SPECIFICATIONS:

Pin Material: Brass Alloy 360, 1/2 Hard
(Except where noted)

Dimensions: Inches

Tolerances On: Lengths: ±.005
Diameters: ±.002
Angles: ±2°



ORDER CODE: XXXX - 0 - 0X - XX - 00 - 00 - XX - 0

BASIC PART # →

SPECIFY PIN FINISH:

- 01 200 μ" TIN/LEAD OVER NICKEL
- ◆ 80 200 μ" TIN OVER NICKEL (RoHS)
- ◆ 15 10 μ" GOLD OVER NICKEL (RoHS)
- ◆ 21 20 μ" GOLD OVER NICKEL (RoHS)
- ◆ 34 50 μ" GOLD OVER NICKEL (RoHS)



Mouser Electronics

Authorized Distributor

Click to View Pricing, Inventory, Delivery & Lifecycle Information:

[Mill-Max:](#)

[7504-0-00-15-00-00-03-0](#) [6955-0-05-15-00-00-03-0](#) [4427-0-00-15-00-00-03-0](#) [9003-0-00-15-00-00-03-0](#)