

Number of contacts

15-78

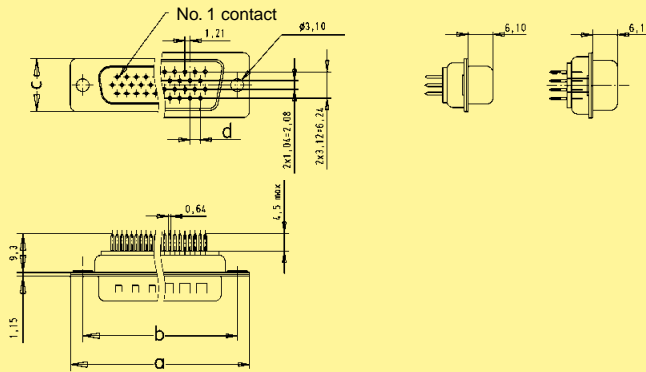


High density with stamped solder pins, straight

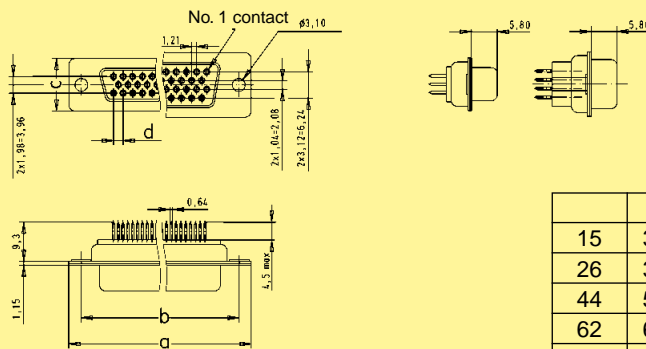
Identification	No. of contacts	Part No.	
Performance levels Explanations see page 05.04 Other performance levels on request		Performance level 3	S4¹⁾
Male connector metal shell with dimples	15 26 44 62 78	09 56 161 7700 09 56 261 7700 09 56 361 7700 09 56 461 7700 09 56 561 7700	09 56 161 5700 09 56 261 5700 09 56 361 5700 09 56 461 5700 09 56 561 5700
Female connector metal shell	15 26 44 62 78	09 56 151 7500 09 56 251 7500 09 56 351 7500 09 56 451 7500 09 56 551 7500	09 56 151 5500 09 56 251 5500 09 56 351 5500 09 56 451 5500 09 56 551 5500

Male connector

15-62 78 15-62 78

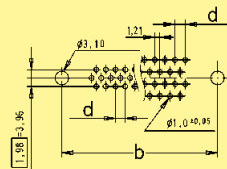


Female connector



	a	b _{±0.1}	c	d
15	30.9	25.0	12.5	2.29
26	39.2	33.3	12.5	2.29
44	53.1	47.0	12.5	2.29
62	69.4	63.5	12.5	2.41
78	67.0	61.1	15.4	2.41

Board drillings



Dimensions in mm

¹⁾ S4 = 0.76 µm (30 µinch) Au or PdNi equivalent