

VLCF4028T-471MR14-2



Applications	Commercial Grade
Feature	Magnetic Shield Wire Wound Ferrite Core
Series Type	VLCF
Status	Production
Brand	TDK



Size	
Length(L)	4.00mm ±0.10mm
Width(W)	4.00mm ±0.10mm
Thickness Height	2.80mm Max.
Recommended Land Pattern (A)	1.60mm Nom.
Recommended Land Pattern (B)	1.30mm Nom.
Recommended Land Pattern (C)	2.50mm Nom.
Recommended Land Pattern (D)	3.90mm Nom.

Electrical Characteristics	
Inductance	470µH ±20% at 100kHz
Rated Current (L Change) [Typ.]	
Rated Current (L Change) [Max.]	140mA (30% Down)
Rated Current (Temperature Rise) [Typ.]	250mA (40°C Rise)
Rated Current (Temperature Rise) [Max.]	
DC Resistance [Typ.]	3.98Ω
DC Resistance [Max.]	4.58Ω
Self Resonant Frequency [Min.]	
Self Resonant Frequency [Typ.]	
Q [Min.]	
Q [Typ.]	

Other	
Operating Temp. Range (Including Self-Temp. Rise)	-40 to 105°C
Soldering Method	Reflow
AEC-Q200	No
Packing	Blister (Plastic)Taping [180mm Reel]
Package Quantity	500pcs
Weight	0.159g

† Images are for reference only and show exemplary products.

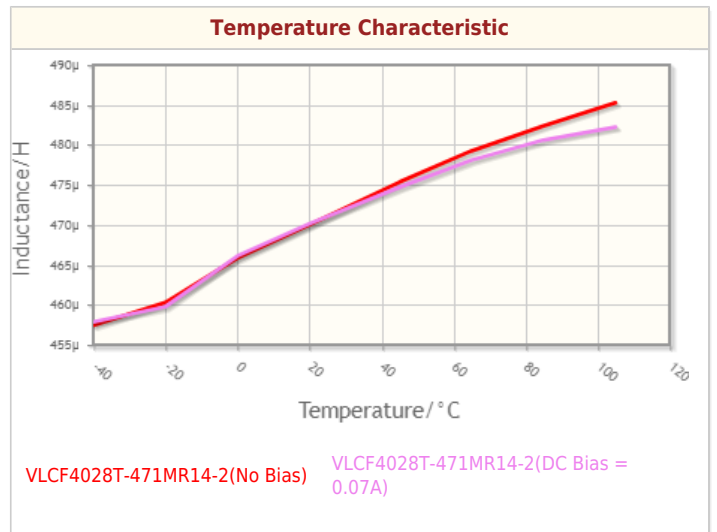
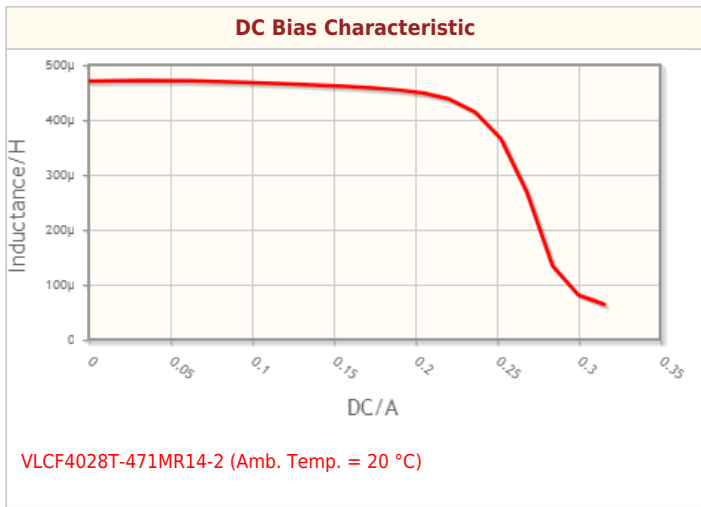
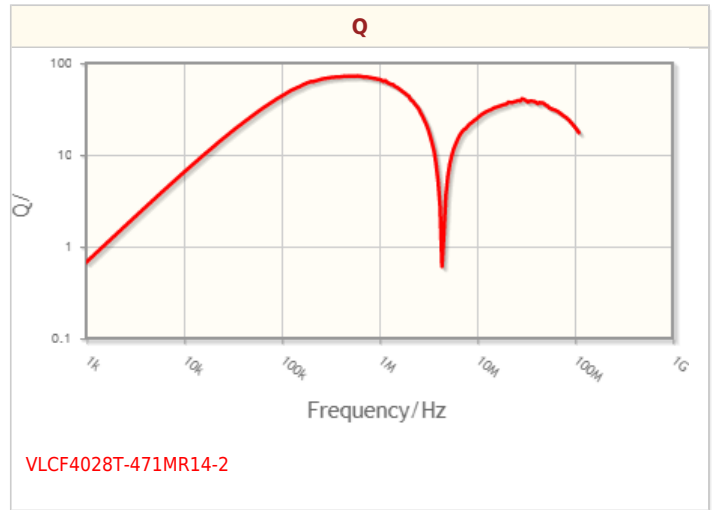
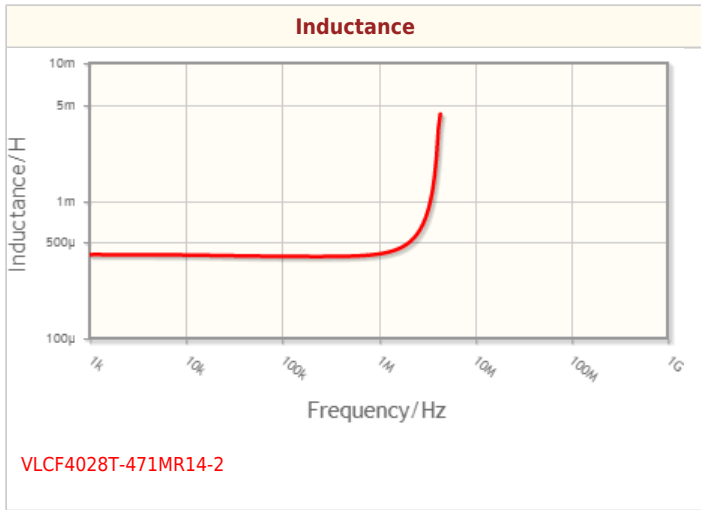
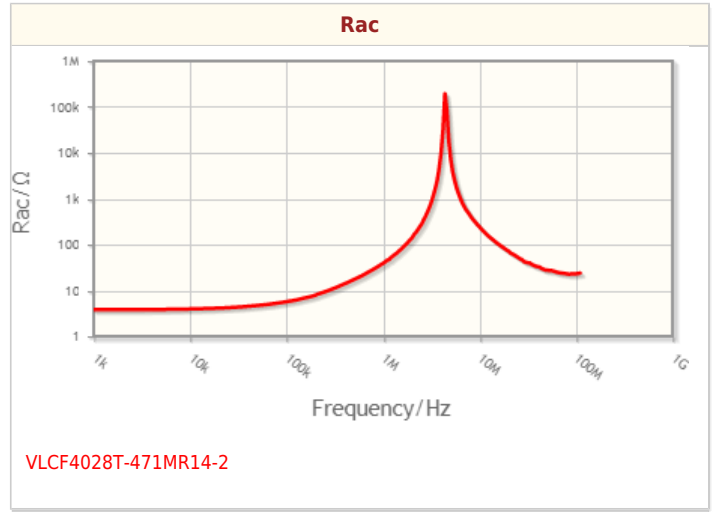
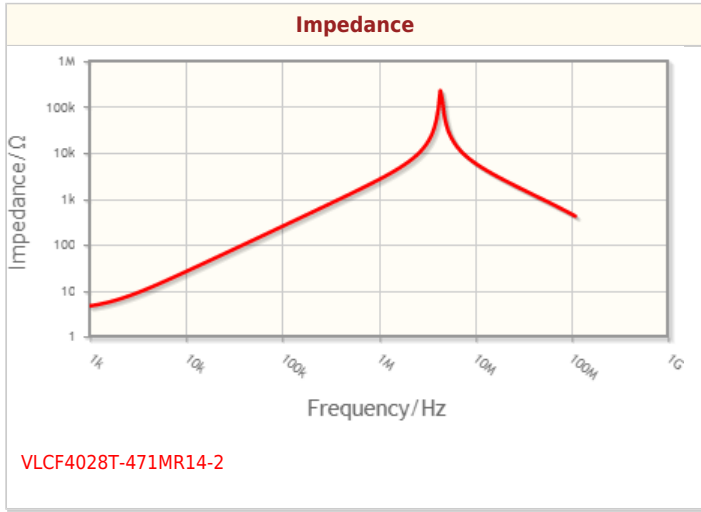
! This PDF document was created based on the data listed on the TDK Corporation website.

! All specifications are subject to change without notice.

VLCF4028T-471MR14-2



Characteristic Graphs(This is reference data, and does not guarantee the products characteristics.)

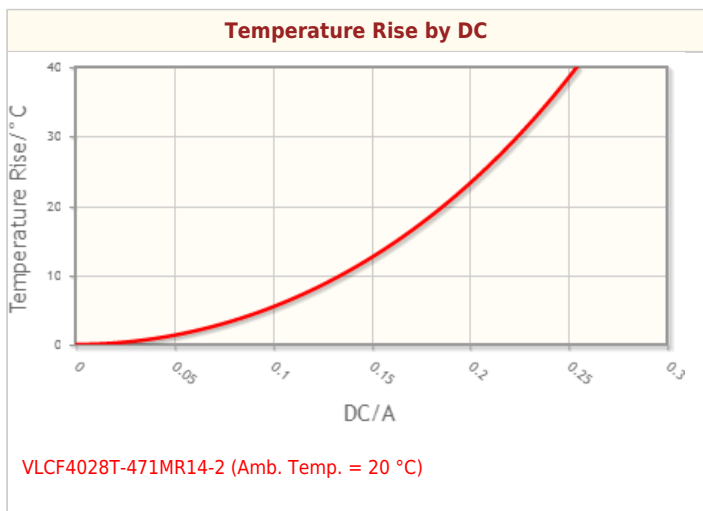


! Images are for reference only and show exemplary products.
! This PDF document was created based on the data listed on the TDK Corporation website.
! All specifications are subject to change without notice.

VLCF4028T-471MR14-2



Characteristic Graphs(This is reference data, and does not guarantee the products characteristics.)



! Images are for reference only and show exemplary products.
! This PDF document was created based on the data listed on the TDK Corporation website.
! All specifications are subject to change without notice.

VLCF4028T-471MR14-2



Associated Images

