

# WLS27 Multicolor LED Strip Light with EZ-STATUS™



## Quick Start Guide

This guide is designed to help you set up and install the WLS27 Multicolor LED Strip Light. For complete information on programming, performance, troubleshooting, dimensions, and accessories, please refer to the Instruction Manual at [www.bannerengineering.com](http://www.bannerengineering.com). Search for p/n 201896 to view the Instruction Manual. Use of this document assumes familiarity with pertinent industry standards and practices.



**Important:** Read the following instructions before operating the light. Please download the complete WLS27 Multicolor LED Strip Light technical documentation, available in multiple languages, from [www.bannerengineering.com](http://www.bannerengineering.com) for details on the proper use, applications, Warnings, and installation instructions of this device.

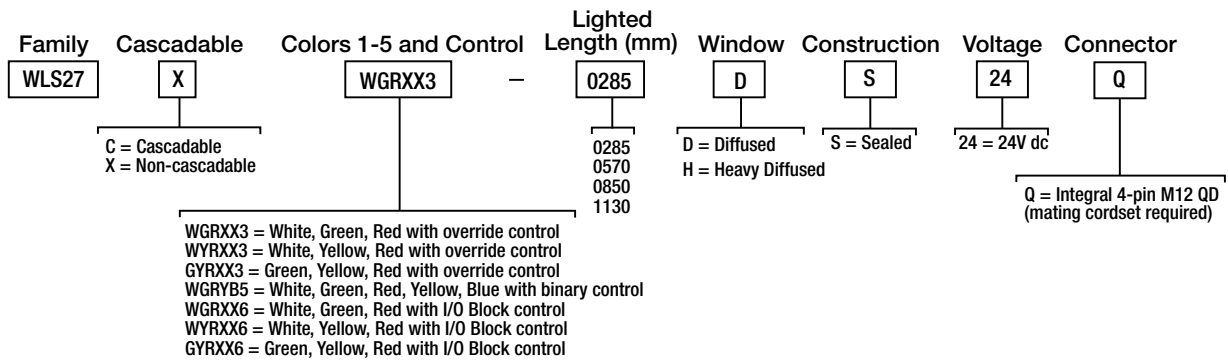


**Important:** Lea el siguiente instructivo antes de operar el luminario. Por favor descargue desde [www.bannerengineering.com](http://www.bannerengineering.com) toda la documentación técnica de los WLS27 Multicolor LED Strip Light, disponibles en múltiples idiomas, para detalles del uso adecuado, aplicaciones, advertencias, y las instrucciones de instalación de estos dispositivos.



**Important:** Lisez les instructions suivantes avant d'utiliser le luminaire. Veuillez télécharger la documentation technique complète des WLS27 Multicolor LED Strip Light sur notre site [www.bannerengineering.com](http://www.bannerengineering.com) pour les détails sur leur utilisation correcte, les applications, les notes de sécurité et les instructions de montage.

## Models



## Wiring Diagrams

Male	Female	Pin	Wire Color	Description
		1	Brown	Input 1
		2	White	Input 3
		3	Blue	DC common
		4	Black	Input 2

3 Color Override Control (Color 3 overrides Colors 1 and 2, Color 2 overrides Color 1)			
Input 1: Pin 1 Brown Wire	Input 2: Pin 4 Black Wire	Input 3: Pin 2 White Wire	LED Color
—	—	—	Light OFF
+24 V DC	—	—	Color 1 ON
—	+24 V DC	—	Color 2 ON
+24 V DC	+24 V DC	—	Color 2 ON
—	—	+24 V DC	Color 3 ON
+24 V DC	—	+24 V DC	Color 3 ON
—	+24 V DC	+24 V DC	Color 3 ON
+24 V DC	+24 V DC	+24 V DC	Color 3 ON

3 Color I/O Block Control (Input 1 is always ON through the block)			
Input 1: Pin 1 Brown Wire	Input 2: Pin 4 Black Wire	Input 3: Pin 2 White Wire	LED Color
+24 V DC	—	—	Light OFF
+24 V DC	+24 V DC	—	Color 1 ON
+24 V DC	—	+24 V DC	Color 2 ON
+24 V DC	+24 V DC	+24 V DC	Color 3 ON



5 Color Binary Control (Binary input state controls color)			
Input 1: Pin 1 Brown Wire	Input 2: Pin 4 Black Wire	Input 3: Pin 2 White Wire	LED Color
—	—	—	Light OFF
+24 V DC	—	—	Color 1 ON
—	+24 V DC	—	Color 2 ON
—	—	+24 V DC	Color 3 ON
+24 V DC	+24 V DC	—	Color 4 ON
+24 V DC	—	+24 V DC	Color 5 ON
—	+24 V DC	+24 V DC	Light OFF
+24 V DC	+24 V DC	+24 V DC	Light OFF

## Specifications

### Supply Protection Circuitry

Protected against reverse polarity and transient voltages

### Mounting

Bracket LMBWLS27EC included (2 for lights up to 570 mm or 3 for lights 850 mm and longer)

### Construction

Clear anodized aluminum inner housing and FDA-grade copolyester outer housing

### Application Notes

When connecting cascadable lights in series it is important not to exceed maximum current limitations:

Maximum length of light at 24 V DC: 3.0 m (9.8 ft)

Do not spray cable with high-pressure sprayer, or cable damage will result.

### Connections

Integral 4-pin M12 male quick-disconnect connector

### Environmental Rating

Rated IP66, IP67, and IP69K per DIN 40050-9

### Vibration and Mechanical Shock

Vibration: 10 Hz to 55 Hz, 1.0 mm peak-to-peak amplitude per IEC 60068-2-6

Shock: 15G 11 ms duration, half sine wave per IEC 60068-2-27

### Operating Temperature

-40 °C to +50 °C (-40 °F to +122 °F)

**Storage Temperature:** -40 °C to +70 °C (-40 °F to +158 °F)

### Supply Voltage

24 V DC (+ 20% / - 10%)

Use only with suitable Class 2 power supply (UL) or a SELV power supply (CE)

See electrical characteristics on product label

Lighted Length	Typical Current (A) at 25° C <sup>1</sup>	Maximum Current (A)
285 mm	0.315	0.400
570 mm	0.630	0.800
850 mm	0.945	1.200
1130 mm	1.260	1.600

### Certifications



**Banner Engineering BV** Park Lane, Culliganlaan 2F  
bus 3, 1831 Diegem, BELGIUM

**Turck Banner LTD** Blenheim House, Blenheim Court,  
Wickford, Essex SS11 8YT, Great Britain

## Dimensions

Figure 1. Quick Disconnect Models

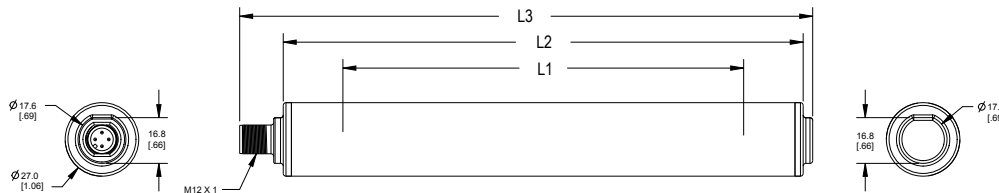
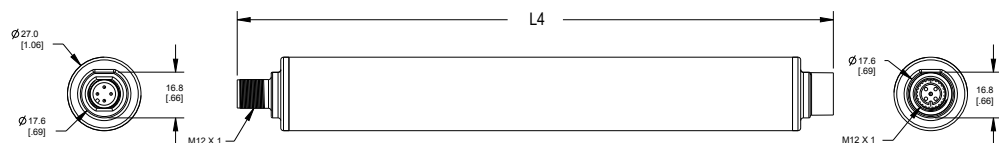


Figure 2. Cascade Models



Models	L1	L2	L3	L4
WLS27..0285..	286 mm (11.3 in)	332 mm (13.1 in)	351.5 mm (13.8 in)	360 mm (14.2 in)

<sup>1</sup> Values shown at 25 °C - current and lumen values decrease 0.4% per 1 °C from ambient. For example, a 1130 mm unit will have a maximum current of 1.600 A at -40 °C and 1.134 A at +50 °C.

Models	L1	L2	L3	L4
WLS27..0570..	568 mm (22.4 in)	614 mm (24.2 in)	633.5 mm (24.9 in)	642 mm (25.3 in)
WLS27..0850..	850 mm (33.4 in)	896 mm (35.3 in)	915.5 mm (36 in)	924 mm (36.4 in)
WLS27..1130..	1132 mm (44.6 in)	1178 mm (46.4 in)	1197.5 mm (47.1 in)	1206 mm (47.5 in)

## Banner Engineering Corp. Limited Warranty

Banner Engineering Corp. warrants its products to be free from defects in material and workmanship for one year following the date of shipment. Banner Engineering Corp. will repair or replace, free of charge, any product of its manufacture which, at the time it is returned to the factory, is found to have been defective during the warranty period. This warranty does not cover damage or liability for misuse, abuse, or the improper application or installation of the Banner product.

**THIS LIMITED WARRANTY IS EXCLUSIVE AND IN LIEU OF ALL OTHER WARRANTIES WHETHER EXPRESS OR IMPLIED (INCLUDING, WITHOUT LIMITATION, ANY WARRANTY OF MERCHANTABILITY OR FITNESS FOR A PARTICULAR PURPOSE), AND WHETHER ARISING UNDER COURSE OF PERFORMANCE, COURSE OF DEALING OR TRADE USAGE.**

This Warranty is exclusive and limited to repair or, at the discretion of Banner Engineering Corp., replacement. **IN NO EVENT SHALL BANNER ENGINEERING CORP. BE LIABLE TO BUYER OR ANY OTHER PERSON OR ENTITY FOR ANY EXTRA COSTS, EXPENSES, LOSSES, LOSS OF PROFITS, OR ANY INCIDENTAL, CONSEQUENTIAL OR SPECIAL DAMAGES RESULTING FROM ANY PRODUCT DEFECT OR FROM THE USE OR INABILITY TO USE THE PRODUCT, WHETHER ARISING IN CONTRACT OR WARRANTY, STATUTE, TORT, STRICT LIABILITY, NEGLIGENCE, OR OTHERWISE.**

Banner Engineering Corp. reserves the right to change, modify or improve the design of the product without assuming any obligations or liabilities relating to any product previously manufactured by Banner Engineering Corp. Any misuse, abuse, or improper application or installation of this product or use of the product for personal protection applications when the product is identified as not intended for such purposes will void the product warranty. Any modifications to this product without prior express approval by Banner Engineering Corp will void the product warranties. All specifications published in this document are subject to change; Banner reserves the right to modify product specifications or update documentation at any time. Specifications and product information in English supersede that which is provided in any other language. For the most recent version of any documentation, refer to: [www.bannerengineering.com](http://www.bannerengineering.com).

For patent information, see [www.bannerengineering.com/patents](http://www.bannerengineering.com/patents).

## Mexican Importer

Banner Engineering de México, S. de R.L. de C.V.  
David Alfaro Siqueiros 103 Piso 2 Valle oriente  
San Pedro Garza García Nuevo León, C. P. 66269  
81 8363.2714

# Mouser Electronics

Authorized Distributor

Click to View Pricing, Inventory, Delivery & Lifecycle Information:

## [Banner Engineering:](#)

[WLS27CWGRYB5-0285HS24Q](#) [WLS27CGYRXX3-0285DS24Q](#) [WLS27CGYRXX3-0570DS24Q](#) [WLS27CGYRXX3-0570HS24Q](#) [WLS27CGYRXX3-0850DS24Q](#) [WLS27CGYRXX3-1130DS24Q](#) [WLS27CGYRXX6-0285DS24Q](#) [WLS27CGYRXX6-0570DS24Q](#) [WLS27CGYRXX6-1130DS24Q](#) [WLS27CWGRXX3-0285DS24Q](#) [WLS27CWGRXX3-0570DS24Q](#) [WLS27CWGRXX3-0570HS24Q](#) [WLS27CWGRXX3-0850DS24Q](#) [WLS27CWGRXX3-1130DS24Q](#) [WLS27CWGRXX6-0285DS24Q](#) [WLS27CWGRXX6-0570DS24Q](#) [WLS27CWGRXX6-0850DS24Q](#) [WLS27CWGRXX6-1130DS24Q](#) [WLS27CWGRYB5-0285DS24Q](#) [WLS27CWGRYB5-0570DS24Q](#) [WLS27CWGRYB5-0570HS24Q](#) [WLS27CWGRYB5-0850DS24Q](#) [WLS27CWGRYB5-0850HS24Q](#) [WLS27CWGRYB5-1130DS24Q](#) [WLS27CWGRYB5-1130HS24Q](#) [WLS27CWYRXX3-0285DS24Q](#) [WLS27CWYRXX3-0570DS24Q](#) [WLS27CWYRXX3-0850DS24Q](#) [WLS27CWYRXX3-1130DS24Q](#) [WLS27XGYRXX3-0285DS24Q](#) [WLS27XGYRXX3-0570DS24Q](#) [WLS27XGYRXX3-0570HS24Q](#) [WLS27XGYRXX3-0850DS24Q](#) [WLS27XGYRXX3-1130DS24Q](#) [WLS27XGYRXX6-0285DS24Q](#) [WLS27XGYRXX6-0570DS24Q](#) [WLS27XGYRXX6-0570HS24Q](#) [WLS27XGYRXX6-0850DS24Q](#) [WLS27XGYRXX6-1130DS24Q](#) [WLS27XWGRXX3-0285DS24Q](#) [WLS27XWGRXX3-0285HS24Q](#) [WLS27XWGRXX3-0570DS24Q](#) [WLS27XWGRXX3-0570HS24Q](#) [WLS27XWGRXX3-0850DS24Q](#) [WLS27XWGRXX3-1130DS24Q](#) [WLS27XWGRXX6-0285DS24Q](#) [WLS27XWGRXX6-0570DS24Q](#) [WLS27XWGRXX6-0850DS24Q](#) [WLS27XWGRXX6-1130DS24Q](#) [WLS27XWGRYB5-0285DS24Q](#) [WLS27XWGRYB5-0285HS24Q](#) [WLS27XWGRYB5-0570DS24Q](#) [WLS27XWGRYB5-0570HS24Q](#) [WLS27XWGRYB5-0850DS12Q](#) [WLS27XWGRYB5-0850DS24Q](#) [WLS27XWGRYB5-0850HS24Q](#) [WLS27XWGRYB5-1130DS24Q](#) [WLS27XWGRYB5-1130HS24Q](#) [WLS27XWORXX3-0285DS24Q](#) [WLS27XWYRXX3-0285DS24Q](#) [WLS27XWYRXX3-0570DS24Q](#) [WLS27XWYRXX3-0850DS24Q](#) [WLS27XWYRXX3-1130DS24Q](#)