

DULUX L 36 W/840 2G11

OSRAM DULUX L LUMILUX | CFLni, with 4-pin 2G11 base for ECG/CCG operation



Areas of application

- Offices, public buildings
- Shops
- Supermarkets and department stores
- Hotels, restaurants
- Industry

Product benefits

- Very economical
- Outstanding luminous flux
- Outstanding luminous efficiency
- Long service life
- OSRAM System+ Guarantee in combination with OSRAM QUICKTRONIC ECG
- Less than half as long as tubular fluorescent lamps
- Improved maintenance

Product features

- Short and compact pin-base lamp with double-turn tubes
- Single-ended four-pin plug-in 2G11 base
- Dimmable (1...100 % with QUICKTRONIC QT_i DALI/DIM)
- Color rendering index R_a : 80...89
- Average life: 20,000 h (with QUICKTRONIC)
- Operates on battery, solar and AC power with suitable electronic control gear
- Also available in blue



Product datasheet

Technical data

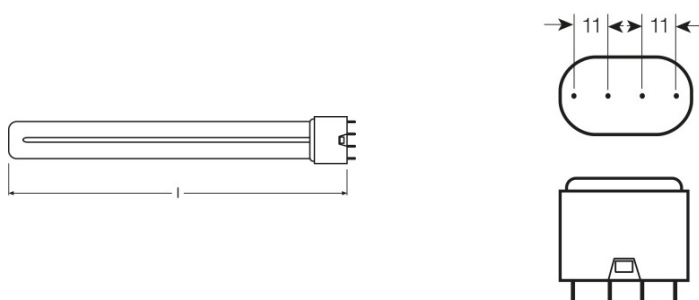
Electrical data

Nominal wattage	36.00 W
Rated wattage	36.00 W
Energy consumption	40 kWh/1000h

Photometrical data

Nominal luminous flux	2900 lm
Rated luminous flux	2900 lm
Color temperature	4000 K
Light color	840
Light color as per EN 12464-1	LUMILUX Cool White
Color rendering index Ra	80...89
Luminous flux at 25 °C	2900 lm
Rated LLMF at 4,000 h	0.90
Rated LLMF at 6,000 h	0.88
Rated LLMF at 8,000 h	0.86
Rated LLMF at 12,000 h	0.84
Rated LLMF at 16,000 h	0.81
Rated LLMF at 20,000 h	0.80
Luminance	2.8 cd/cm ²
Color rendering group	1B

Dimensions & weight



Product line drawing

Base

Overall length	411.0 mm
----------------	----------

Product datasheet

Product weight	94.00 g
Tube diameter	17.5 mm
Length	411.0 mm
Length acc. to IEC standard	415 mm
Length with base excl. base pins/connection	411.00 mm

Colors & materials

Lamp mercury content	1.7 mg
----------------------	--------

Temperatures

Rated ambient temp.w.max.luminous flux	25.0 °C
--	---------

Lifespan

Nominal lamp life time	20000 h
Rated lamp life time	20000 h
Service life	13000 h ¹⁾
Rated lamp survival factor at 2,000 h	0.99
Rated lamp survival factor at 4,000 h	0.99
Rated lamp survival factor at 6,000 h	0.99
Rated lamp survival factor at 8,000 h	0.99
Rated lamp survival factor at 12,000 h	0.95
Rated lamp survival factor at 16,000 h	0.81
Rated lamp survival factor at 20,000 h	0.50
Operation mode LLMF/LSF	HF
Lifespan	20000 h ¹⁾

¹⁾ With preheat ECG

Additional product data

Base (standard designation)	2G11
Appropriate disposal acc. to WEEE	Yes
Footnote only for product	For ECG and CCG operation

Capabilities

Suitable for indoor	Yes
---------------------	-----

Certificates & standards

Energy efficiency class	A
-------------------------	---

Product datasheet

Country specific categorizations

ILCOS	FSD-36/840-E-2G11-43,9/411
--------------	----------------------------

Country specific information

Product code	METEL code	SEG number	STK number	UK Org
4050300010786	OSRDL36840	8330460	4933890	-

Product datasheet

Lamp-ECG combination (System)

Product name	Product name ECG	EAN	Nominal current	Nominal wattage + Power loss	Luminous flux at 35 °C	Number of lighting outlets
DULUX L 36W/840 2G11	QT 1x36 DIM	4008321645623	0.16 A	36.00 W	3350 lm	1
	QT 2x36 DIM	4008321645838	0.32 A	72.40 W	3350 lm	2
	QT-M 2x26-42/220-240 S	4008321110022	0.30 A	70.00 W	2800 lm	2
	QTP-DL 1x36-40	4008321117908	0.17 A	35.00 W	2900 lm	1
	QTP-DL 2x36-40	4008321117922	0.33 A	68.00 W	2900 lm	2
	QTP-M 1x26-42	4008321329134	0.16 A	35.00 W	2800 lm	1
	QTP-M 2x26-32	4008321329158	0.30 A	68.00 W	2800 lm	2
	QTP-OPTIMAL 1x18-40	4008321873743	0.16 A	35.00 W	2800 lm	1
	QTP-OPTIMAL 2x18-40	4008321873767	0.30 A	80.00 W	2800 lm	2
	QTi 1x14/24/21/39 GII	4008321383334	0.15 A	34.00 W	2750 lm	1
	QTi 1x36 DIM	4050300870625	0.16 A	36.00 W	2900 lm	1
	QTi 2x14/24/21/39 GII	4008321383396	0.29 A	68.00 W	2800 lm	2
	QTi 2x36 DIM	4050300870755	0.31 A	69.00 W	2900 lm	2
	QTi DALI 1x36 DIM	4050300870427	0.16 A	36.00 W	2900 lm	1
	QTi DALI 2x36 DIM	4050300870885	0.31 A	69.00 W	2900 lm	2

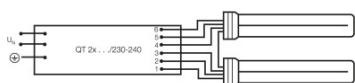
Product datasheet



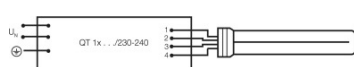
Guarantee

Equipment / Accessories

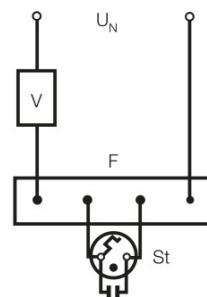
- Suitable for standard control gears and starters
- Suitable for operation on electronic and conventional control gear



Circuit diagram



Circuit diagram



Circuit diagram

Logistical Data

Product code	Product description	Packaging unit (Pieces/Unit)	Dimensions (height x width x length)	Volume	Gross weight
4050300010786	DULUX L 36 W/840 2G11	Folding carton box 1	46 mm x 26 mm x 442 mm	0.53 dm ³	380.75 g
4050300242224	DULUX L 36 W/840 2G11	Shipping carton box 10	136 mm x 119 mm x 455 mm	7.36 dm ³	1410.00 g

The mentioned product code describes the smallest quantity unit which can be ordered. One shipping unit can contain one or more single products. When placing an order, for the quantity please enter single or multiples of a shipping unit.

References / Links

Product datasheet

For more information on QUICKTRONIC electronic control gear go to

▶ www.osram.com/QUICKTRONIC

For more information on the system guarantee and the terms and conditions of the guarantee visit

▶ www.osram.com/system-guarantee

Disclaimer

Subject to change without notice. Errors and omission excepted. Always make sure to use the most recent release.