



# Series 805 Mighty Mouse Triple-Start ACME Thread Plug 805-001 and 805-002 Ordering Information



**Two Shell Styles:** Integral platform for direct shield attachment using Band-Master™ ATS termination system, or accessory thread for attaching a strain relief.

**EMI Ground Spring** Achieves low shell-to-shell resistance. This nickel-plated beryllium copper spring enables the Series 805 to meet greater than 60 dB shielding effectiveness from 100 MHz to 15 GHz.

**Ratchet Design for Secure Coupling** Series 805 connectors feature a spring mechanism in the coupling nut that locks into radial teeth on the plug barrel. This feature allows the Series 805 to stay mated even when under high vibration, without the need for safety wire or torque tools.

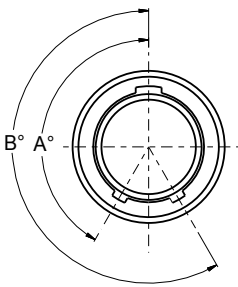
How To Order						
<b>Sample Part Number</b>	<b>805-001</b>	<b>-16</b>	<b>M</b>	<b>8-4</b>	<b>P</b>	<b>A</b>
<b>Series (See Table I)</b>	<b>805-001</b> = Plug with Banding Platform <b>805-002</b> = Plug with Accessory Thread					
<b>Shell Style</b>	<b>-16</b> = Plug Connector with Ratcheting Anti-Decoupling Mechanism					
<b>Shell Material and Finish</b>	<b>C</b> = Aluminum / Black Anodize (Non-Conductive); RoHS Compliant <b>M</b> = Aluminum / Electroless Nickel; RoHS Compliant <b>MT</b> = Aluminum / Nickel-PTFE RoHS Compliant <b>NF</b> = Aluminum / Cadmium with Olive Drab Chromate <b>ZN</b> = Aluminum / Zinc-Nickel with Olive Drab Chromate <b>ZNU</b> = Aluminum / Zinc-Nickel with Black Chromate <b>Z1</b> = Stainless Steel / Passivated; RoHS Compliant					
<b>Shell Size - Insert Arrangement</b>	See Contact Arrangements Page H-2					
<b>Contact Type</b>	<b>Connector supplied with contacts</b> <b>P</b> = Pin <b>S</b> = Socket Connector with contacts are supplied with signal and/or power crimp contacts. These contacts are not installed. Coaxial contacts and non-standard signal contacts are ordered separately.		<b>Connector supplied without contacts</b> <b>A</b> = Pin Connector, less contacts <b>B</b> = Socket Connector, less contacts			
<b>Shell Key Positions (See Table II)</b>	<b>A</b> = Normal		<b>B</b> = Pos. B	<b>C</b> = Pos. C	<b>D</b> = Pos. D	<b>E</b> = Pos. E <b>F</b> = Pos. F

Table I: Series

<b>805-001</b> Plug with Banding Platform	<b>805-002</b> Plug with Accessory Thread

Table II: Key Positions

Key Position	Key Rotation	
	A	B
Normal (A)	150°	210°
B	75°	210°
C	95°	230°
D	140°	275°
E	75°	275°
F	95°	210°

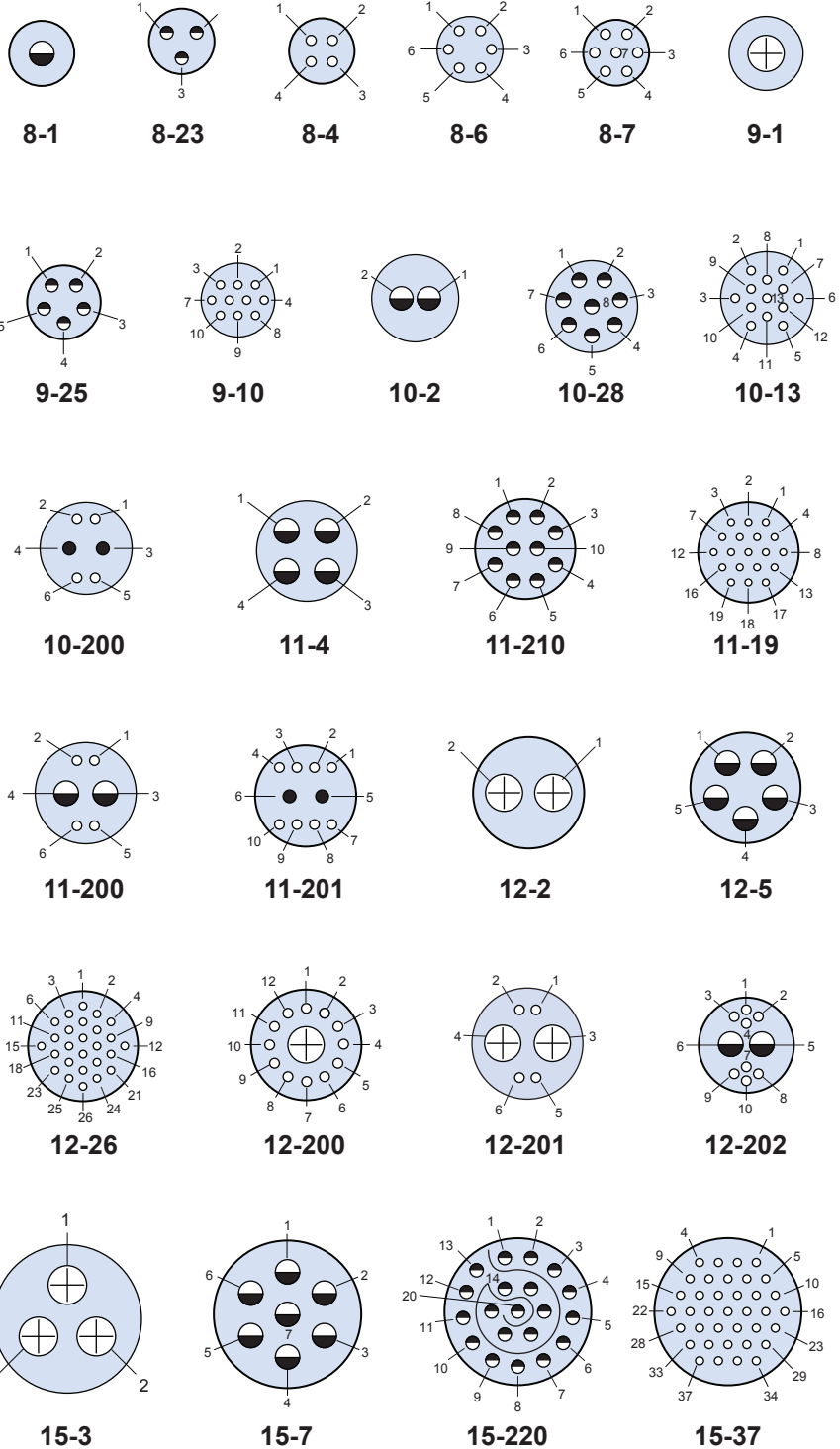


Dimensions in Inches (millimeters) are subject to change without notice.

# Series 805 Mighty Mouse Triple-Start Threaded Coupling Contact Arrangements

Contact Arrangements						
Contact Arr.	No. of Contacts					
	#23	#20	#20HD	#16	#12*	#8
8-1				1		
8-23			3			
8-4	4					
8-6	6					
8-7	7					
9-1					1	
9-25			5			
9-10	10					
10-2				2		
10-28			8			
10-13	13					
10-200	4	2				
11-4				4		
11-210			10			
11-19	19					
11-200	4			2		
11-201	8	2				
12-2					2	
12-5				5		
12-26	26					
12-200	12				1	
12-201	4				2	
12-202	8			2		
13-31	31					
15-2					2	
15-3					3	
15-7				7		
15-220			20			

## Mating Face View of Pin Connector (socket connector numbers are reversed)



\*All arrangements with #12 contacts available with keyed Twinax contacts. Use mode code -688

### Contact Legend

#23 ◦ #20HD ◐ #20 ● #16 ◑ #12 ⊕

H

Dimensions in Inches (millimeters) are subject to change without notice.

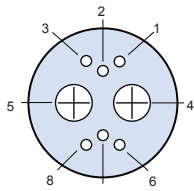
# Series 805 Mighty Mouse Triple-Start Threaded Coupling Contact Arrangements



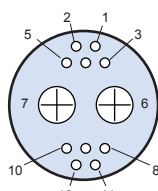
Series 805

Contact Arrangements						
Contact Arr.	No. of Contacts					
	#23	#20	#20HD	#16	#12*	#8
15-37	37					
15-200	6				2	
15-201	10				2	
15-202	20			2		
15-203	12			4		
15-204	12				2	
15-205	4				4	
18-5					5	
18-12				12		
18-235			35			
18-55	55					
18-204	40			2		
18-205	32			4		
18-206	34			2		
18-207	20			4		
18-208	32					1
19-7					7	
19-14				14		
19-241			41			

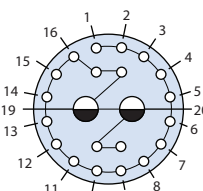
## Mating Face View of Pin Connector (socket connector numbers are reversed)



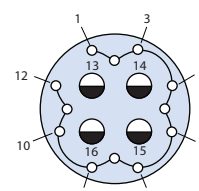
**15-200**



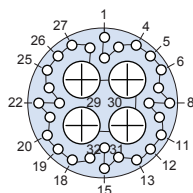
**15-201**



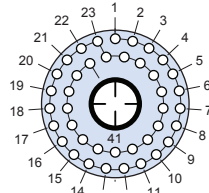
**15-202**



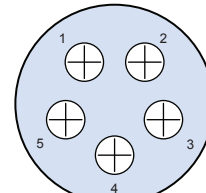
**15-203**



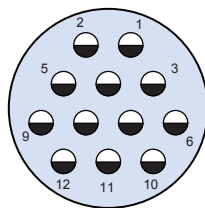
**15-204**



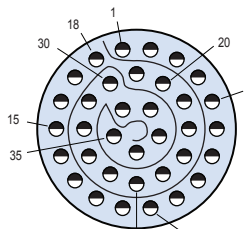
**15-205**



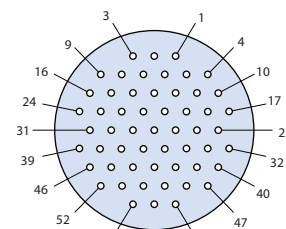
**18-5**



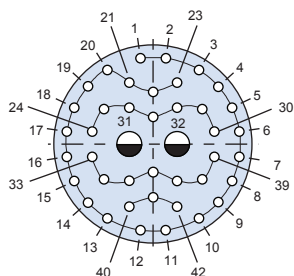
**18-12**



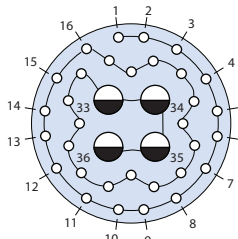
**18-235**



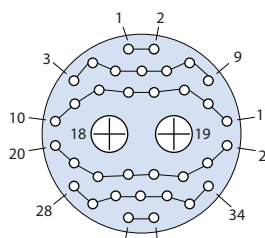
**18-55**



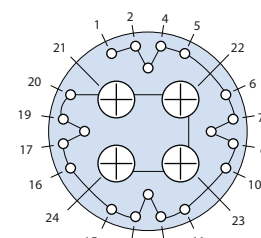
**18-204**



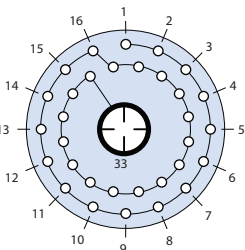
**18-205**



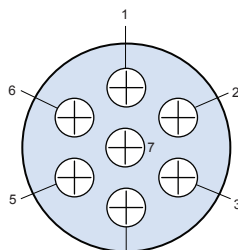
**18-206**



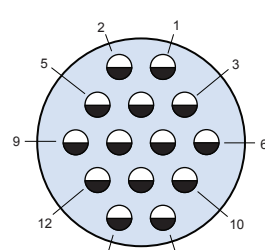
**18-207**



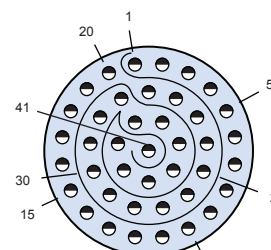
**18-208**



**19-7**



**19-14**



**19-241**

\*All arrangements with #12 contacts available with keyed Twinax contacts. Use mode code -688

### Contact Legend

#23 ◦ #20HD ◐ #20 ● #16 ◑ #12 ⊕

Dimensions in Inches (millimeters) are subject to change without notice.

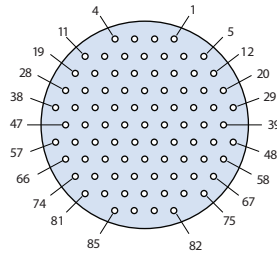




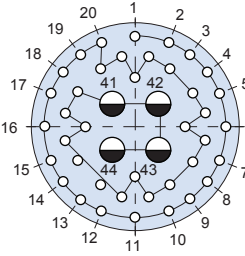
# Series 805 Mighty Mouse Triple-Start Threaded Coupling Contact Arrangements

Contact Arr.	No. of Contacts					
	#23	#20	#20HD	#16	#12*	#8
19-85	85					
19-203	40			4		
19-204	28				4	
19-205						
21-19				19		
21-255			55			
21-100	100					
21-201	44					2
21-202	12					4
23-12					12	
23-22				22		
23-269			69			
23-130	130					
23-200	28					4

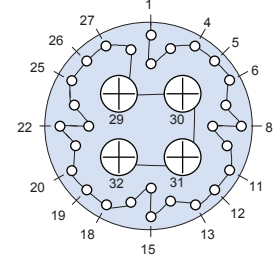
Mating Face View of Pin Connector  
(socket connector numbers are reversed)



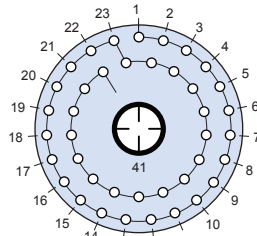
19-85



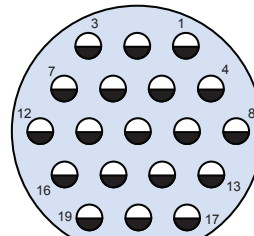
19-203



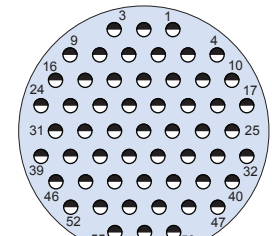
19-204



21-19



21-255

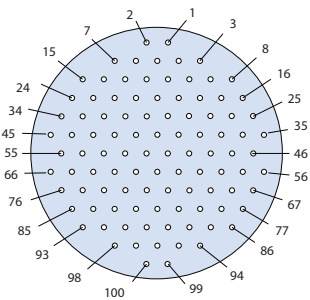


21-100

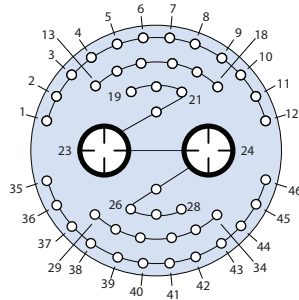
\*All arrangements with #12 contacts available with keyed Twinax contacts. Use mode code -688

Contact Legend

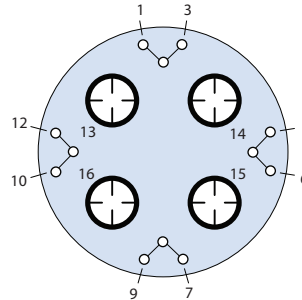
#23 ◦ #20HD ◐ #20 ● #16 ◑ #12 ⊕



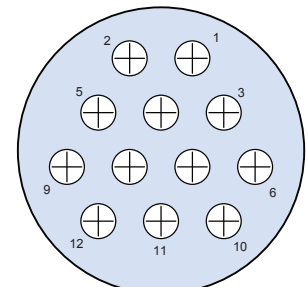
21-201



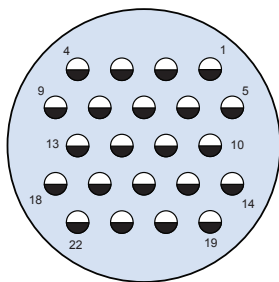
21-202



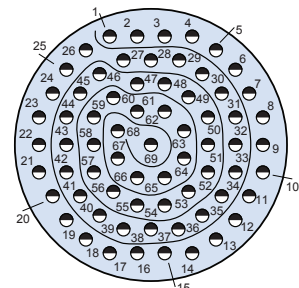
23-12



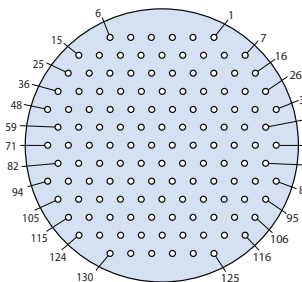
23-22



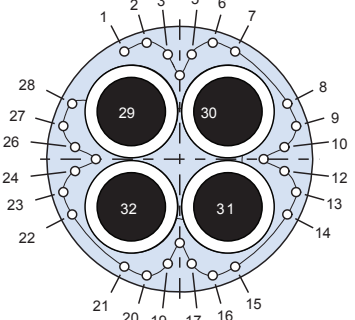
23-269



23-130



23-200



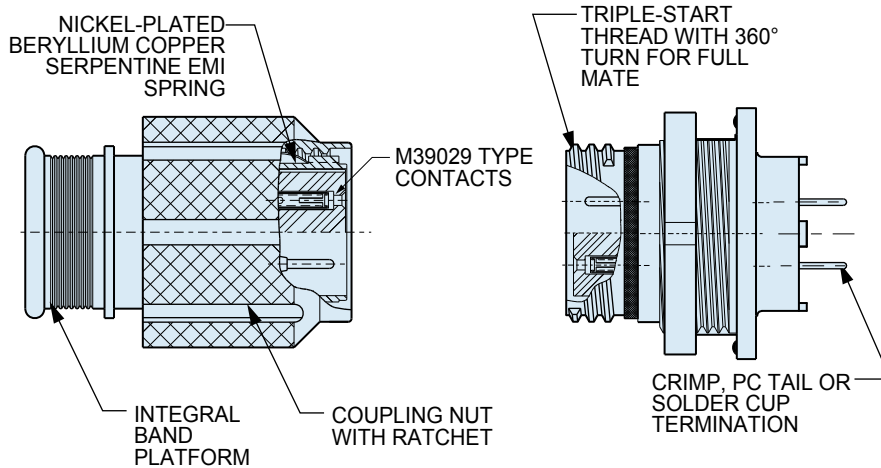
21-200

Dimensions in Inches (millimeters) are subject to change without notice.

# Series 805 Mighty Mouse Triple-Start Threaded Coupling General Information



Series 805



### Outstanding EMI Shielding

Nickel-plated beryllium copper ground spring and metal-to-metal bottoming for excellent EMI performance.

### Triple-Start Coupling

Rugged ACME threads resist cross-threading and allow fast mating.

### Environmentally Sealed

Meets MIL-STD-810 Method 512 immersion.

### Ratchet Mechanism

Ratcheting anti-decoupling mechanism prevents coupling nut backoff when subjected to vibration.

## Glenair's Series 805 Connector Offers Outstanding EMI Protection and Vibration Resistance in a Miniaturized Package

The Series 805 connector was developed to provide several performance enhancements compared to other "Mighty Mouse" versions. A ratchet mechanism in the coupling nut prevents de-mating under severe vibration. EMI performance is improved with a serpentine ground spring on the plug barrel. This nickel plated beryllium copper spring assures low shell-to-shell resistance. The Series 805, although larger than other Series 80 versions, saves size and weight compared to MIL-DTL-38999 connectors with no compromise in performance.



Specifications	
Current Rating	#23-5 A, #20HD-7.5 A, #16-13 A, #12-23 A
Dielectric Withstanding Voltage	#23-750 VAC, #20HD-1000 VAC #12 and #16-1800 VAC
Insulation Resistance	5000 megohms minimum
Operating Temperature	-65° C. to +175° C.
Shock	300 g.
Vibration	37 g.
Shielding Effectiveness	55 dB minimum low frequency from 100MHz to 1000MHz. and 65 dB minimum high frequency from 1 GHz to 10GHz.
Magnetic Permeability	2.0 μ maximum
Durability	2000 mating cycles

Materials and Finishes	
Shells, Jam Nuts	Aluminum alloy or stainless steel
Contacts	Copper alloy, 50 μlnc gold plated
Insulators	Liquid crystal polymer (LCP)
Contact Retention Clip	Beryllium copper alloy
Seal, O-rings, Grommet	Fluorosilicone rubber
Spring	Nickel-plated beryllium copper
See Series 80 General Information for complete material and finish specs.	

Dimensions in Inches (millimeters) are subject to change without notice.

# Mouser Electronics

Authorized Distributor

Click to View Pricing, Inventory, Delivery & Lifecycle Information:

## Glenair:

[805-001-16NF11-19SA](#) [805-001-16NF8-4SA](#) [805-002-16M15-37PA](#) [805-002-16M18-55SA](#) [805-002-16M8-7SA](#) [805-002-16M18-55PA](#) [805-001-16Z111-19SA](#) [805-002-16M8-4PB](#) [805-002-16M8-7PA](#) [805-002-16M9-10PA](#) [805-002-16M15-7PA](#) [805-002-16M11-4SA](#) [805-002-16M11-4PA](#) [805-002-16M8-4PA](#) [805-002-16M10-2PC](#) [805-002-16M10-2PB](#) [805-002-16M10-2PA](#) [805-002-16M9-10PB](#) [805-002-16M9-10PC](#) [805-002-16M10-13PA](#) [805-002-16M11-19PA](#) [805-002-16M11-19PC](#) [805-002-16M11-19SA](#) [805-002-16NF15-37SA](#) [805-002-16NF8-4PA](#) [805-001-16NF18-55SA](#) [805-002-16MT9-10SA](#) [805-001-16NF8-4PA](#) [805-001-16M10-2SA](#) [805-001-16M11-19SC](#) [805-001-16M11-200PA](#) [805-001-16M11-201PB](#) [805-001-16M11-4PA](#) [805-001-16M12-200PA](#) [805-001-16M12-201PA](#) [805-001-16M15-200PA](#) [805-001-16M15-201PA](#) [805-001-16M15-7SA](#) [805-001-16M18-12SA](#) [805-001-16M18-235PA](#) [805-001-16M18-55PB](#) [805-001-16M18-55PC](#) [805-001-16M8-23PA](#) [805-001-16M8-4SB](#) [805-001-16NF11-4PA](#) [805-001-16NF15-201PA](#) [805-001-16NF15-37PA](#) [805-001-16NF19-85SA](#) [805-001-16NF9-10SB](#) [805-001-16Z111-4AA](#) [805-001-16Z115-37SA](#) [805-001-16Z118-55PA](#) [805-001-16Z119-85PB](#) [805-001-16ZN9-10SA](#) [805-002-16M10-13PB](#) [805-002-16M10-13PC](#) [805-002-16M10-13PD](#) [805-002-16M12-26SB](#) [805-002-16M15-201SA](#) [805-002-16M18-12PA](#) [805-002-16M18-12SA](#) [805-002-16M18-55PB](#) [805-002-16M18-55PC](#) [805-002-16M18-5SA](#) [805-002-16M23-12PA](#) [805-002-16M8-4PC](#) [805-002-16NF19-7SA](#) [805-002-16NF19-85SA](#) [805-002-16NF9-10PA](#) [805-002-16NF9-10SB](#) [805-002-16Z18-7SA](#) [805-002-16ZN11-19SA](#) [805-002-16ZN15-37SA](#) [805-002-16ZN15-37SB](#) [805-003-07NF11-19SA](#) [805-001-16M12-26PA](#) [805-001-16NF10-13SA](#) [805-001-16NF9-10SA](#) [805-001-16NF8-7SA](#) [805-001-16NF8-7PA](#) [805-001-16NF15-37SA](#) [805-002-16Z110-13SA](#) [805-002-16Z111-19SA](#) [805-001-16Z110-13SA](#) [805-002-16NF9-10SA](#) [805-002-16NF8-7SA](#) [805-001-16M11-19SA](#) [805-001-16M8-4SA](#) [805-002-16Z111-19PA](#) [805-002-16Z112-26PA](#) [805-002-16Z118-55SA](#) [805-002-16Z118-55PA](#) [805-002-16NF11-19PA](#) [805-001-16Z18-7SA](#) [805-001-16Z18-7PA](#) [805-001-16Z111-19SD](#) [805-001-16Z111-19SC](#) [805-001-16Z111-19SB](#) [805-001-16MT8-4PA](#) [805-002-16NF18-55PA](#)