


## 15-20W Medical and Industrial DC-DC Converters

<https://product.tdk.com/en/power/pxg-m>  
[www.emea.tdk-lambda.com/pxg-m](http://www.emea.tdk-lambda.com/pxg-m)



The PXG-M series of medical and industrial DC-DC converters feature a wide 4:1 input range in a compact 1.6 x 1" (41 x 25mm) industry standard package. With 5kV input to output isolation, 2.5uA touch current and a low off-load power draw, these encapsulated modules are ideal for fixed and portable applications.

Features	Benefits
• Wide 4:1 Input Range	• Supports Dual 12/24V or 24/48 System Voltages
• Compact 1.6" x 1" Industry Package	• Less Board Area Needed
• Certified to IEC 60601-1 and IEC 62368-1	• Suitable For Medical and Industrial Applications
• 2 x MOPP Isolation	• High Input to Output Isolation
• Low No Load Power Consumption	• Longer Battery Life

Model Selector							
Model	Input Voltage (V)	Output Voltage (V)	Maximum Current (A)	Maximum Power (W)	No Load Input Current (mA)	Efficiency (%)	Maximum Load Capacitance (uF)
<b>Single Outputs</b>							
PXG-M15-24WS05	9 - 36	5	3	15	9	88	3800
PXG-M20-24WS05	9 - 36	5	4	20	8	88.5	5000
PXG-M15-24WS12	9 - 36	12	1.25	15	10	88.5	650
PXG-M20-24WS12	9 - 36	12	1.67	20	11	88.5	850
PXG-M15-24WS15	9 - 36	15	1	15	11	89	530
PXG-M20-24WS15	9 - 36	15	1.33	20	10	89	700
PXG-M15-24WS24	9 - 36	24	0.625	15	10	88	190
PXG-M20-24WS24	9 - 36	24	0.833	20	10	88.5	220
PXG-M15-48WS05	18 - 75	5	3	15	9	89.5	3800
PXG-M20-48WS05	18 - 75	5	4	20	9	89.5	5000
PXG-M15-48WS12	18 - 75	12	1.25	15	9	88	650
PXG-M20-48WS12	18 - 75	12	1.67	20	9	88.5	850
PXG-M15-48WS15	18 - 75	15	1	15	9	89	530
PXG-M20-48WS15	18 - 75	15	1.33	20	9	89	700
PXG-M15-48WS24	18 - 75	24	0.625	15	9	88.5	190
PXG-M20-48WS24	18 - 75	24	0.833	20	9	88.5	220
<b>Dual Outputs</b>							
PXG-M15-24WD05	9 - 36	±5	±1.5	15	10	86	±1900
PXG-M20-24WD05	9 - 36	±5	±2.0	20	9	86	±2500
PXG-M15-24WD12	9 - 36	±12	±0.625	15	10	88	±380
PXG-M20-24WD12	9 - 36	±12	±0.833	20	10	88.5	±500
PXG-M15-24WD15	9 - 36	±15	±0.5	15	12	89	±270
PXG-M20-24WD15	9 - 36	±15	±0.677	20	11	89	±350
PXG-M15-48WD05	18 - 75	±5	±1.5	15	9	86	±1900
PXG-M20-48WD05	18 - 75	±5	±2.0	20	9	86	±2500
PXG-M15-48WD12	18 - 75	±12	±0.625	15	9	88.5	±380
PXG-M20-48WD12	18 - 75	±12	±0.833	20	9	88.5	±500
PXG-M15-48WD15	18 - 75	±15	±0.5	15	9	89	±270
PXG-M20-48WD15	18 - 75	±15	±0.677	20	9	89	±350

PXG-M-	15	-24W	S	05	-N
	15 15W Output Power 20 20W Output Power	-24W 9 - 36V input -48W 18 - 75V input	S Single Output D Dual Output	05 5V Output Voltage 12 12V Output Voltage 15 15V Output Voltage 24 24V Output Voltage	Blank No Remote On/Off -N Negative Logic Remote On/Off -P Positive Logic Remote On/Off

Preferred model

Specifications		
Model	PXG-M15	PXG-M20
<b>Input</b>		
Input Voltage Range	Vdc	See model selector table
Input Surge Voltage	Vdc	-24W models: 50, -48W models: 100. (3s maximum)
Input Shutdown Voltage	Vdc	-24W models: 7.8 - 8.6, -48W models: 15.8 - 17.4
Start-up Time	ms	60 maximum
Touch Current	uA	2.5 maximum
No Load Power Consumption	W	See model selector table
Efficiency	-	See model selector table
Conducted & Radiated EMI	-	EN55011-A, EN55032-A without external components. Class B with external components
Immunity	-	See immunity section
Safety Agency Certifications	-	IEC/UL/CSA/EN62368-1, IEC/ANSI/AAMI ES/CSA/EN60601-1, CE Mark (LVD and RoHS)

Immunity				
Test	Standard	Test Level	Criteria	Notes
ESD	EN61000-4-2	Air ± 15kV and Contact ± 8kV	A	-
Radiated Susceptibility	EN61000-4-3	10V/m	A	-
Electrical Fast Transient Burst	EN61000-4-4	± 2kV	A	With an input filter of two 220uF capacitors and a TVS (SMDJ58A for PXG-M24W or SMDJ120A for PXG-M48W)
Surge	EN61000-4-5	± 2kV	A	
Conducted Susceptibility	EN61000-4-6	10 Vrms	A	-
Magnetic Fields	EN61000-4-8	100A/m continuous; 1000A/m 1s	A	-

Specifications		
Model	PXG-M15	PXG-M20
<b>Output</b>		
Output Voltage Tolerance	%	±1
Output Voltage Adjustment	-	Single output only. 5V: 4.5 -5.5V, 12V: -10.8 - 13.2V, 15V: 13.5 - 18V, 24V: 21.6 - 28.8V
Switching Frequency	kHz	225 - 285
Line Regulation	%	Single output: ±0.2. Dual output: ±0.5
Load Regulation	%	Single output: ±0.2. Dual output: ±1
Cross Regulation	%	Dual output: ±5 (Asymmetrical 25% to 100% load change)
External Load Capacitance	uF	See model selector table
Ripple & Noise (1)	mV	5V outputs: 50, 12/15V outputs: 75, 24V outputs: 100
Temperature Coefficient	%/°C	±0.02
Minimum Load	-	No minimum load required
Transient Loading	-	250us recovery time for a 25% load change
Overcurrent Protection	-	Hiccup mode. 150 - 185%
Overvoltage Protection	V	Zener clamp method. 5V: 6.2, 12V: 15, 15V: 20, 24V: 30 (typical)
Overtemperature Protection	-	Shutdown, typically 115°C
Remote Sense	-	No remote sense
Remote On/Off	-	Positive Logic (-P): ON: Open or 3.5-12V, OFF Short or 0-1.2V Negative Logic (-N): ON: Short or 0-1.2V, OFF: Open or 3.5-12V
Parallel Operation	-	Not possible
Series Operation	-	Possible
<b>Environmental</b>		
Operating Temperature (2)	°C	Convection:-40 to +105, derate linearly to zero load from +55 to 105 Forced air (200LFM):-40 to +105, derate linearly to zero load from +90 to 105. (Model dependent, confirm case temperatures in end system)
Maximum Case Temperature	°C	105. Measured centrally on the upper case (module top view)
Thermal Impedance	°C/W	15.3   14.36
Storage Temperature	°C	-55 to +125
Humidity (non condensing)	%RH	5 - 95 (Operating & Storage)
Cooling	-	Convection or forced air
Altitude	m	5,000 (operating)
Withstand Voltage (For 1 minute)	Vac	Input to output 5,000 (2xMOPPs)
Isolation Capacitance	pF	20
Vibration (Operating)	-	MIL-STD-810F
Thermal Shock	-	MIL-STD-810F
<b>Other</b>		
Weight (Typ)	g	24
Size (LxWxH)	mm	40.6 x 25.4 x 10.2
Size (LxWxH)	Inches	1.6 x 1 x 0.4
Case Material	-	Non-conductive black plastic. (Silicone (UL94 V-0) potting)
MTBF - MIL-HDBK-217F, Full Load	Hours	2,080,000   1,712,000
Warranty	yrs	5

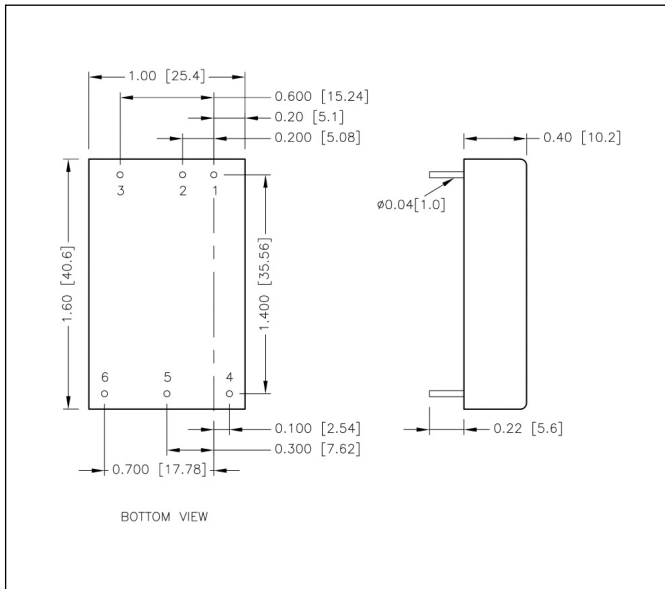
#### Notes

See website for detailed specifications, test methods and installation manual

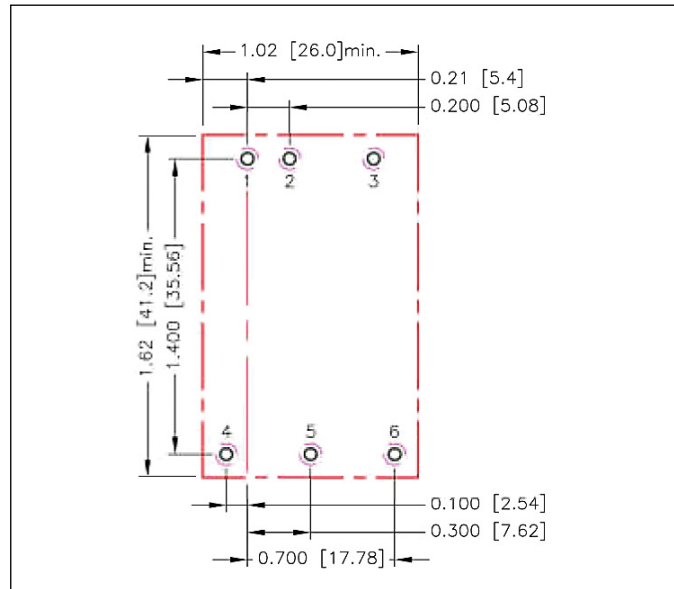
(1) Measured with a 20MHz bandwidth oscilloscope across a 10uF 25V X7R MLCC (4.7uF 50V for 24V models)

(2) The case temperature must be confirmed in end application. The product rating may be affected by airflow direction and physical obstructions near the module.

## Outline Drawing



## Recommended Hole Pattern



## Pinout

PIN	Function	
	Single	Dual
1	+Vin	
2	-Vin	
3	Remote On/Off (Option)	
4	+Vout	
5	-Vout	Com
6	Trim	-Vout

Hole diameter: 0.05" [1.30mm]  
 Top side pad diameter: 0.064" [1.63mm]  
 Bottom side pad diameter: 0.102" [2.60mm]



## TDK-Lambda France SAS

Tel: +33 1 60 12 71 65  
france@fr.tdk-lambda.com  
www.emea.lambda.tdk.com/fr



## Italy Sales Office

Tel: +39 02 61 29 38 63  
info.italia@it.tdk-lambda.com  
www.emea.lambda.tdk.com/it



## Netherlands

info@nl.tdk-lambda.com  
www.emea.lambda.tdk.com/nl



## TDK-Lambda Germany GmbH

Tel: +49 7841 666 0  
info.germany@de.tdk-lambda.com  
www.emea.lambda.tdk.com/de



## Austria Sales Office

Tel: +43 2256 655 84  
info@at.tdk-lambda.com  
www.emea.lambda.tdk.com/at




## Switzerland Sales Office

Tel: +41 44 850 53 53  
info@ch.tdk-lambda.com  
www.emea.lambda.tdk.com/ch



## Nordic Sales Office

Tel: +45 8853 8086  
info@dk.tdk-lambda.com  
www.emea.lambda.tdk.com/dk



## TDK-Lambda UK Ltd.

Tel: +44 (0) 12 71 85 66 66  
powersolutions@uk.tdk-lambda.com  
www.emea.lambda.tdk.com/uk



## TDK-Lambda Ltd.

Tel: +9 723 902 4333  
info@tdk-lambda.co.il  
www.emea.lambda.tdk.com/il



## C.I.S.

### Commercial Support:

Tel: +7 (495) 665 2627

### Technical Support:

Tel: +7 (812) 658 0463  
info@tdk-lambda.ru  
www.emea.lambda.tdk.com/ru



## TDK-Lambda Americas

Tel: +1 800-LAMBDA-4 or 1-800-526-2324  
powersolutions@us.tdk-lambda.com  
www.us.lambda.tdk.com



## TDK Electronics do Brasil Ltda

Tel: +55 11 3289-9599  
sales.br@tdk-electronics.tdk.com  
www.tdk-electronics.tdk.com/en



## TDK-Lambda Corporation

Tel: +81-3-6778-1113  
www.jp.lambda.tdk.com



## TDK-Lambda (China) Electronics Co. Ltd.

Tel: +86 21 6485-0777  
powersolutions@cn.tdk-lambda.com  
www.lambda.tdk.com.cn



## TDK-Lambda Singapore Pte Ltd.

Tel: +65 6251 7211  
tis.mkt@sg.tdk-lambda.com  
www.sg.lambda.tdk.com



## TDK India Private Limited, Power Supply Division

Tel: +91 80 4039-0660  
mathew.philip@in.tdk-lambda.com  
www.sg.lambda.tdk.com

