

Product Area Female cable connector with strain relief  
Snap-in connectors IP 40

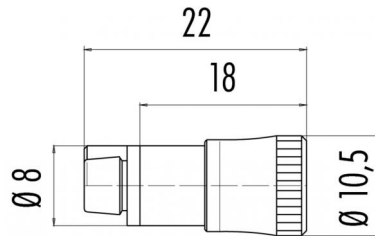
serie 719

Pole 3  
Article number 09 9748 70 03

illustration



scale drawing



Contact Arrangement



	X	Y
1	-1,20	-0,70
2	0,00	1,40
3	1,20	-0,70

You can find the item description on the next page.

Technical data

Common values

Connector Design	Female cable connector
Connector locking system	Snap-in locking
Termination	solder
Wire gauge (mm)	0,25 mm <sup>2</sup>
Wire gauge (AWG)	24
Cable outlet	max. 4 mm
Upper temperature	+70 °C
Lower temperature	-25 °C

Electrical values

Rated voltage	60 V
Rated impulse voltage	800
Pollution degree	I
Overvoltage category	II
Material group	III
Rated current (40°C)	3 A
Volume resistivity	≤ 3 mΩ
EMV compliance	not shieldable
Degree of protection	IP 40
Mechanical operation	>100 mating cycles

Material

Material of contact	CuSn (bronze)
Contact plating	Au (gold)
Material of contact body	PA
Material of housing	PA

Cable data

material housing	-
insulation single lead	-
single lead structure	-
conductor resistance	-

Contacts 3, Female cable connector with strain relief, max. cable-Ø 4 mm



Product Area Female cable connector with strain relief  
Snap-in connectors IP 40

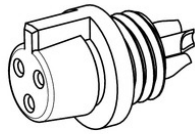
serie 719

Pole 3  
Article number 09 9748 70 03

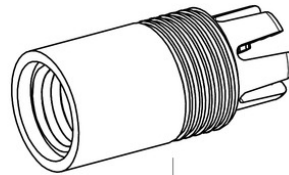
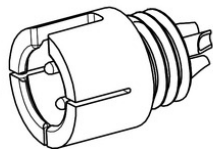
Date: 2014-10-28 - Page 2 of 2

Item description


Buchseinsatz  
female insert



Steckereinsatz  
male insert



Klemmkorb  
pinch ring



Druckschraube  
pressing screw