
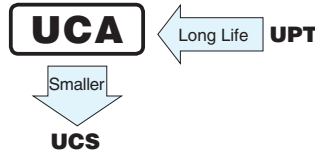


# UCA

Miniature Sized, High Ripple Current, Long Life



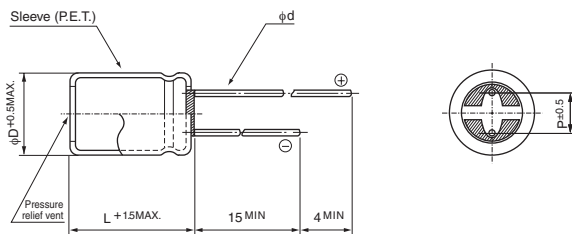
- High ripple current and Long Life product withstanding load life of 12000 hours(10000 hours for  $\phi D=10$ ) at +105°C.
- Suited for power supply and ballast application.
- Compliant to the RoHS directive (2011/65/EU,(EU)2015/863).



## Specifications

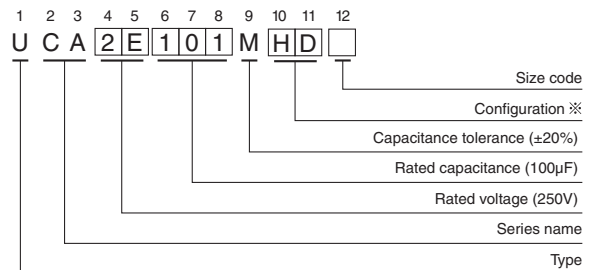
Item	Performance Characteristics													
Category Temperature Range	-25 to +105°C													
Rated Voltage Range	160 to 450V													
Rated Capacitance Range	6.8 to 220µF													
Capacitance Tolerance	±20% at 120Hz, 20°C													
Leakage Current	After 1 minute's application of rated voltage at 20°C, leakage current is not more than 0.04CV+100 (µA)													
Tangent of loss angle (tan δ)	Measurement frequency : 120Hz at 20°C													
	<table border="1"> <tr> <td>Rated voltage (V)</td> <td>160</td> <td>200</td> <td>250</td> <td>350</td> <td>400</td> <td>450</td> </tr> <tr> <td>tan δ (MAX.)</td> <td>0.15</td> <td>0.15</td> <td>0.15</td> <td>0.20</td> <td>0.20</td> <td>0.20</td> </tr> </table>	Rated voltage (V)	160	200	250	350	400	450	tan δ (MAX.)	0.15	0.15	0.15	0.20	0.20
Rated voltage (V)	160	200	250	350	400	450								
tan δ (MAX.)	0.15	0.15	0.15	0.20	0.20	0.20								
Stability at Low Temperature	Measurement frequency : 120Hz													
	<table border="1"> <tr> <td>Rated voltage (V)</td> <td>160</td> <td>200</td> <td>250</td> <td>350</td> <td>400</td> <td>450</td> </tr> <tr> <td>Impedance ratio (MAX.)</td> <td>Z-25°C / Z+20°C</td> <td>3</td> <td>3</td> <td>3</td> <td>6</td> <td>6</td> </tr> </table>	Rated voltage (V)	160	200	250	350	400	450	Impedance ratio (MAX.)	Z-25°C / Z+20°C	3	3	3	6
Rated voltage (V)	160	200	250	350	400	450								
Impedance ratio (MAX.)	Z-25°C / Z+20°C	3	3	3	6	6								
Endurance	<p>The specifications listed at right shall be met when the capacitors are restored to 20°C after D.C. bias plus rated ripple current is applied for 12000 hours (10000 hours for <math>\phi D=10</math>) at 105°C, the peak voltage shall not exceed the rated voltage.</p> <table border="1"> <tr> <td>Capacitance change</td> <td>Within ±20% of the initial capacitance value</td> </tr> <tr> <td>tan δ</td> <td>200% or less than the initial specified value</td> </tr> <tr> <td>Leakage current</td> <td>Less than or equal to the initial specified value</td> </tr> </table>	Capacitance change	Within ±20% of the initial capacitance value	tan δ	200% or less than the initial specified value	Leakage current	Less than or equal to the initial specified value							
Capacitance change	Within ±20% of the initial capacitance value													
tan δ	200% or less than the initial specified value													
Leakage current	Less than or equal to the initial specified value													
Shelf Life	After storing the capacitors under no load at 105°C for 1000 hours and then performing voltage treatment based on JIS C 5101-4 clause 4.1 at 20°C, they shall meet the specified values for the endurance characteristics listed above.													
Marking	Printed with white color letter on dark brown sleeve.													

## Radial Lead Type



	(mm)			
φD	10	12.5	16	18
P	5.0	5.0	7.5	7.5
φd	0.6	0.6	0.8	0.8

## Type numbering system (Example : 250V 100µF)



### ※ Configuration

φ D	Pb-free leadwire Pb-free PET sleeve
10	PD
12.5 to 18	HD

• Please refer to page 20 about the end seal configuration.

Please refer to page 20, 21, 22 about the formed or taped product spec.  
Please refer to page 4 for the minimum order quantity.

● Dimension table in next page.

## UCA

### ■ Dimensions

Cap. ( $\mu$ F)	V Code	160		200		250		350		400		450	
		2C		2D		2E		2V		2G		2W	
6.8	6R8							10 × 16	220	10 × 16	220	10 × 20	150
10	100	10 × 16	250	10 × 16	250	10 × 20	300	10 × 20	280	10 × 20	280	12.5 × 20	320
22	220	10 × 20	500	10 × 20	500	12.5 × 20	600	12.5 × 20	350	12.5 × 20	430	16 × 25	560
		▲ 16 × 20									600	▲ 18 × 20	560
33	330	10 × 20	565	12.5 × 20	600	12.5 × 20	630	16 × 20	600	16 × 25	640	16 × 31.5	700
		▲ 18 × 20								▲ 18 × 20	640	▲ 18 × 25	700
47	470	12.5 × 20	725	12.5 × 20	780	12.5 × 25	720	16 × 25	700	16 × 31.5	840	18 × 31.5	900
		▲ 16 × 20				▲ 16 × 20	750	▲ 18 × 20	750	▲ 18 × 25	840		
68	680	12.5 × 25	950	12.5 × 25	950	16 × 25	1000	16 × 31.5	1100	18 × 31.5	1000		
		▲ 16 × 20	970	▲ 16 × 20	970	▲ 18 × 20	920	▲ 18 × 25	875				
100	101	16 × 25	1280	16 × 25	1280	16 × 31.5	1400						
		▲ 18 × 20	1180	▲ 18 × 20	1180	▲ 18 × 25	1345						
150	151	16 × 31.5	1360	16 × 31.5	1360	18 × 31.5	1500						
		▲ 18 × 25	1360	▲ 18 × 25	1360								
220	221	16 × 31.5	1400	18 × 31.5	1700							Case size $\phi$ D × L (mm)	※
		▲ 18 × 25	1400										

※ : Rated ripple current (mArms) at 105°C 100kHz

▲ : In this case, 6 will be put at 12th digit of type numbering system.

### • Frequency coefficient of rated ripple current

Frequency	50Hz	120Hz	1kHz	10kHz	100kHz or more
Coefficient	0.40	0.50	0.80	0.90	1.00