

PRODUCT NUMBER
75844-YXX-XXLF

RoHS COMPLIANT & COMPATIBLE, SEE NOTE 8

TOTAL NB OF POSITIONS 04 TO 72

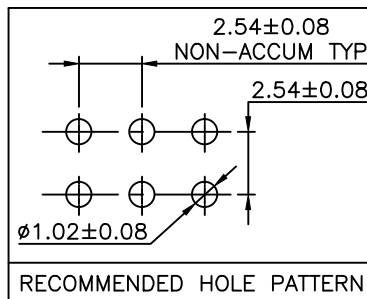
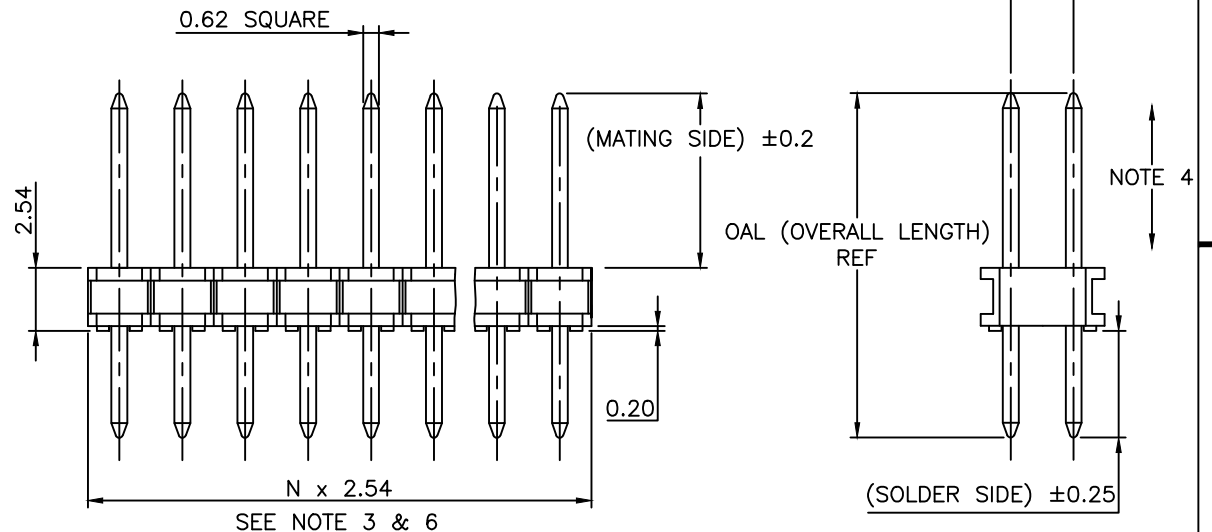
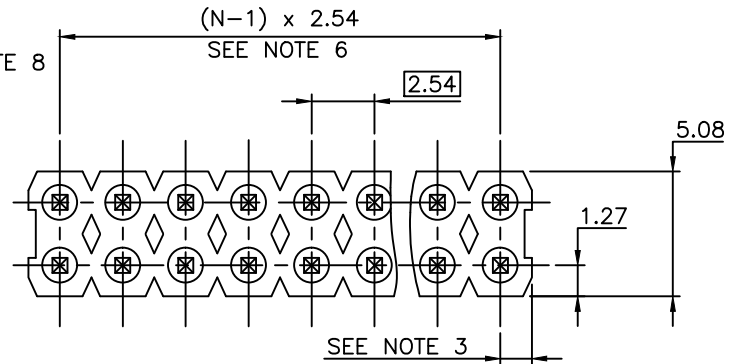
PLATING:

PIN STYLE SEE SHEET 2

- 1 = 0.76µm FULL GOLD/GXT
- 3 = 2µm MIN MATTE TIN FULL PLATED
- 6 = 0.76µm FULL GXT (PdNi), WITH GOLD FLASH
- 8 = 0.38µm FULL GOLD/GXT
- 1.27µm MIN NICKEL UNDERPLATING

NOTES:

1. HOUSING MAT'L : HIGH TEMPERATURE THERMOPLASTIC FLAME RETARDANT PER UL94-V0, COLOR BLACK.
2. PIN MATERIAL : PHOSPHOR BRONZE.
3. DIM 1.27^{+0.03}_{-0.13} FOR MOULDED SIDE(S) ONLY. IF SIDE(S) ARE BROKEN, DIM 1.02 TO 1.7 MAX APPLIES.
4. PIN PUSH OUT FORCE : 12N MIN.
5. PRODUCT PACKAGED IN POLY BAGS.
6. TO DETERMINE DIMENSIONS :
N = NUMBER OF POSITIONS
EXAMPLE : 8 POS N x 2.54 = 20.32mm
7. FOR STANDARD SELECTIVE GOLD PLATED PRODUCTS, SEE DRAWING 77313.
8. RoHS COMPATIBLE PRODUCT SPECIFICATIONS
 - a - "LF" MEANS THE PRODUCT IS LEAD-FREE
 - b - MANUFACTURING PROCESS COMPATIBILITY
 - THE HOUSING WILL WITHSTAND EXPOSURE TO 260°C ±5°C SOLDER BATH TEMPERATURE FOR 5 SECONDS IN A WAVE SOLDER APPLICATION WITH A 1.6mm MIN THICK CIRCUIT BOARD.
 - c - LABELING:
- MEETS PACKAGING SPECS AS PER GS-14-920
 - d - LEGAL STATEMENT: SEE GS-47-0004



mat'l. code		surface		tolerance		projection		product family	
SEE P/N		ISO 1302 ✓		ISO 406 ISO 1001		mm		BERGSTIK	
ltr	ecn no	dr	date	tolerances unless otherwise specified		mm		title	
BX	B-19264	LMU	14.11.03	angles	.x ±0.3	mm		HEADER STR DOUBLE ROW	
				Linear	.xx ±0.15	scale 5:1		dwg no	
BS	F07-0103	LMU	07.01.05		xxx ±0.05			sheet 1 of 3 size	
BT	F08-0148	JCO	08.05.27	dr	COMPAGNON J	95.07.10		75844 A3	
BU	F10-0210	LMU	10.09.14	enr	JMC	95.07.10		type	
BV	F11-0055	LMU	11.05.12	chr				CUSTOMER Drawing	
BW	B-17320	JCO	14.03.27	appd	JMC	95.07.10			
sheet index	revision sheet	BX	BH	BH					
		1	2	3					

APPLICATION SPECIFIC			
PIN STYLE	MATING	SOLDER	OAL
01	5.72	2.54	10.8
02	5.84	3.43	11.81
03	5.72	5.08	13.34
04	5.72	7.62	15.88
05	5.72	10.16	18.42
06	5.72	12.7	20.96
07	5.72	15.24	23.5
08	5.72	17.78	26.04
09	5.72	20.32	28.58
10	5.72	22.86	31.12
11	5.72	5.97	14.22
12	5.72	8.51	16.76
13	5.72	11.05	19.3
14	5.72	16.13	24.38
15	8.51	2.54	13.59
16	8.51	5.51	16.56
17	8.51	10.59	21.64
18	5.72	3.05	11.3
19	12.83	3.05	18.42
20	15.37	3.05	20.96

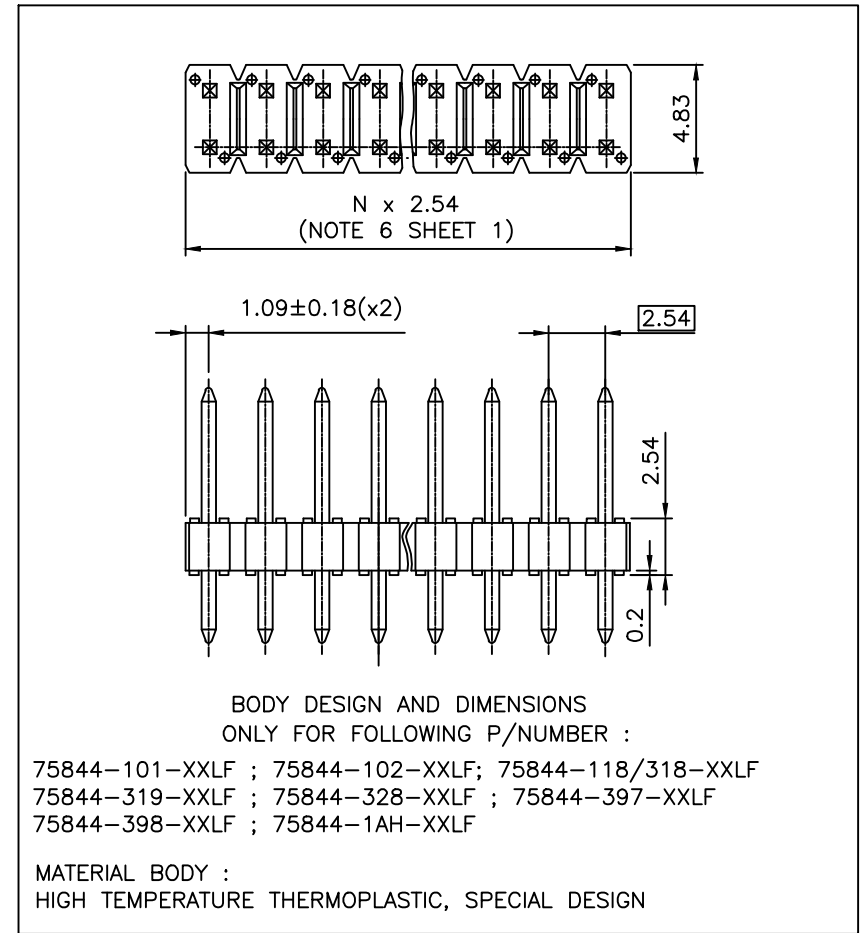
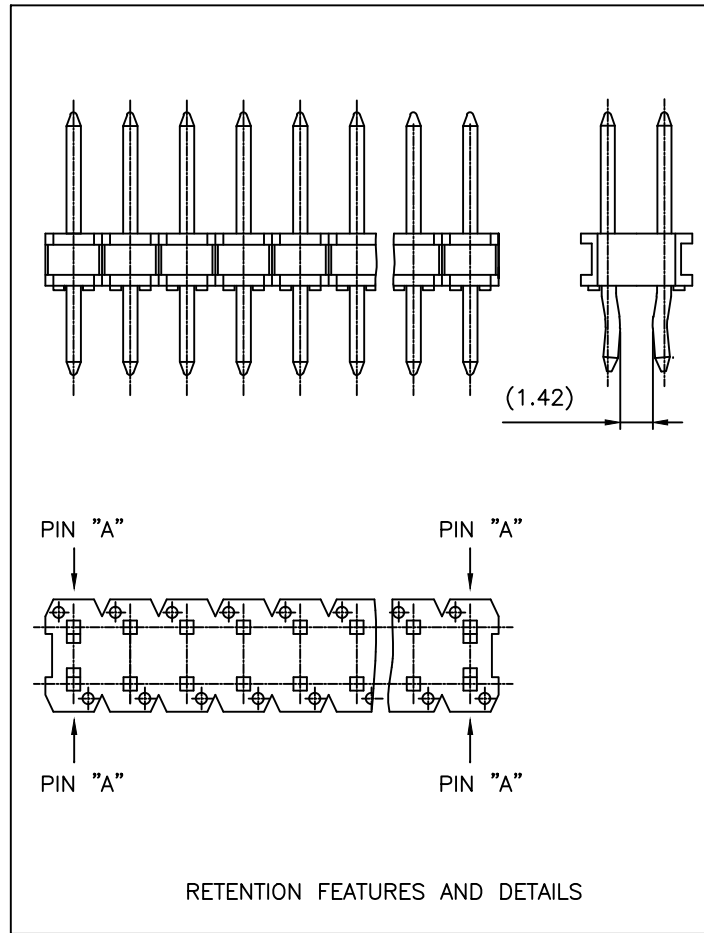
APPLICATION SPECIFIC			
PIN STYLE	MATING	SOLDER	OAL
21	20.45	3.05	26.04
22	7.75	3.05	13.34
24	7.21	3.05	12.8
25	8.51	3.18	14.22
26	15.57	2.84	20.96
27	6.6	2.67	11.81
28	6.6	4.19	13.34
29	17.53	3.43	23.5
30	22.61	3.43	28.58
31	8.2	2.84	13.59
32	2.41	3.05	8
33	1.6	29.38	33.52
34	12.21	2.9	17.65
35	25.21	3.37	31.12
36	11.5	12	26.04
38	30	0.98	33.52
39	1.6	31.58	35.72
40	10.29	3.05	15.88
41	9.1	3.34	14.98
42	13.25	3.3	19.09

APPLICATION SPECIFIC			
PIN STYLE	MATING	SOLDER	OAL
43	13.02	13.02	28.58
48	5.84	2.42	10.8
49	1.5	27.08	31.12
50	5.84	3.12	11.5
52	9.5	3.05	15.09
56	5.72	3.05	11.3
58	14.47	3.05	20.06
70	6.54	3.5	12.57
79	3.3	3.3	9.14
82	19.27	4.23	26.04
92	17.45	3	23
94	4.79	3	10.33
95	27.58	1	31.12
98	13.28	2.6	18.42
AA	5.84	3.43	11.81
AB	12.83	3.05	18.42
AC	6.60	4.19	13.34
AD	13.28	2.60	18.42
AE	5.84	1.95	10.33
AF	24.46	3.00	29.98
AG	6.00	6.00	14.47
AH	4.80	4.80	12.10



Copyright FCI

mat'l. code		surface		tolerance		projection		product family	
		ISO 1302 <input checked="" type="checkbox"/>		ISO 406 ISO 1101				BERGSTIK	
ltr ecn no dr date		tolerances unless otherwise specified				mm		title	
BG F10-0210 LMU 10.09.17		angles		Linear		mm		HEADER STR	
BH F11-0055 LMU 11.05.12						scale 1:1		DOUBLE ROW	
BC F20301 LMU 02.04.22 dr		COMPAGNON J		95.07.10				dwg no sheet 2 of - size	
BD F05-0186 LMU 05.05.24 engr		JMC		95.07.10				75844 A3	
BE F06-0169 LMU 06.04.21 chr								type CUSTOMER Drawing	
BF F06-0196 LMU 06.06.20 appd		JMC		95.07.10					
sheet index		revision sheet							



- NOTES:
- ↙ "R" INDICATES A RETENTION HEADER.
- 1 - PART NUMBER 75844-YXXRXXLF
 - 2 - PINS "A" AND "B" USED FOR RETENTION.
 - 3 - DIRECTION OF RETENTION SHOWN BY ARROWS.
 - 4 - RETENTION VERSION ONLY AVAILABLE WHEN DIM "B" IS 2.9mm UP TO 3.5mm..

mat'l. code		surface ISO 1302 ✓		tolerance ISO 406 ISO 1001		projection mm		product family BERGSTIK	
ltr	ecn no	dr	date	tolerances unless otherwise specified		mm		title	
BG	F11-0055	LMU	11.05.12	angles	.x ±0.3	mm		HEADER STR DOUBLE ROW	
BH	B-19264	LMU	14.11.03	linear	.xx ±0.15	scale 1:1			
BC	F20607	LMU	03.12.03	dr	COMPAGNON J	95.07.10	dwg no		sheet 3 of - size
BD	F03079	LMU	03.04.04	enrg	JMC	95.07.10	75844		A3
BE	F05-0186	LMU	05.05.24	chr			type		CUSTOMER Drawing
BF	F06-0196	LMU	06.06.20	appd	JMC	95.07.10			
sheet index	revision sheet								

Mouser Electronics

Authorized Distributor

Click to View Pricing, Inventory, Delivery & Lifecycle Information:

FCI / Amphenol:

[75844-101-14](#) [75844-101-72](#) [75844-102-72](#) [75844-115-72](#) [75844-122-72](#) [75844-134-72](#) [75844-156-16](#) [75844-118-66LF](#) [75844-118-68LF](#) [75844-150-20LF](#) [75844-150-26LF](#) [75844-150-34LF](#) [75844-150-40LF](#) [75844-127-20LF](#) [75844-190-60LF](#) [75844-332-72LF](#) [75844-121-06LF](#) [75844-340-34LF](#) [75844-101-10LF](#) [75844-101-14LF](#) [75844-101-72LF](#) [75844-102-04LF](#) [75844-102-08LF](#) [75844-102-10LF](#) [75844-102-12LF](#) [75844-102-14LF](#) [75844-102-16LF](#) [75844-102-26LF](#) [75844-102-72LF](#) [75844-103-72LF](#) [75844-105-48LF](#) [75844-105-72LF](#) [75844-108-72LF](#) [75844-110-72LF](#) [75844-115-72LF](#) [75844-118-08LF](#) [75844-118-10LF](#) [75844-118-16LF](#) [75844-118-20LF](#) [75844-118-26LF](#) [75844-118-72LF](#) [75844-119-06LF](#) [75844-119-40LF](#) [75844-119-72LF](#) [75844-122-72LF](#) [75844-124-72LF](#) [75844-125-08LF](#) [75844-125-14LF](#) [75844-128-08LF](#) [75844-129-10LF](#) [75844-129-14LF](#) [75844-129-26LF](#) [75844-134-72LF](#) [75844-140-06LF](#) [75844-140-20LF](#) [75844-140-26LF](#) [75844-140-64LF](#) [75844-140-72LF](#) [75844-148-14LF](#) [75844-150-10LF](#) [75844-150-72LF](#) [75844-156-16LF](#) [75844-156-72LF](#) [75844-1AA-72LF](#) [75844-201-72LF](#) [75844-222-72LF](#) [75844-302-04LF](#) [75844-302-10LF](#) [75844-302-16LF](#) [75844-302-72LF](#) [75844-304-34LF](#) [75844-304-64LF](#) [75844-318-06LF](#) [75844-318-34LF](#) [75844-319-72LF](#) [75844-327-20LF](#) [75844-329-72LF](#) [75844-340-22LF](#) [75844-379-26LF](#) [75844-535-72LF](#) [75844-801-72LF](#) [75844-802-08LF](#) [75844-802-16LF](#) [75844-802-72LF](#) [75844-804-72LF](#) [75844-817-10LF](#) [75844-818-24LF](#) [75844-879-14LF](#) [75844-101-06](#) [75844-101-06LF](#) [75844-101-12LF](#) [75844-101-20LF](#) [75844-101-28LF](#) [75844-104-72LF](#) [75844-106-40LF](#) [75844-107-72LF](#) [75844-108-22LF](#) [75844-110-10LF](#) [75844-110-26LF](#) [75844-111-10LF](#)