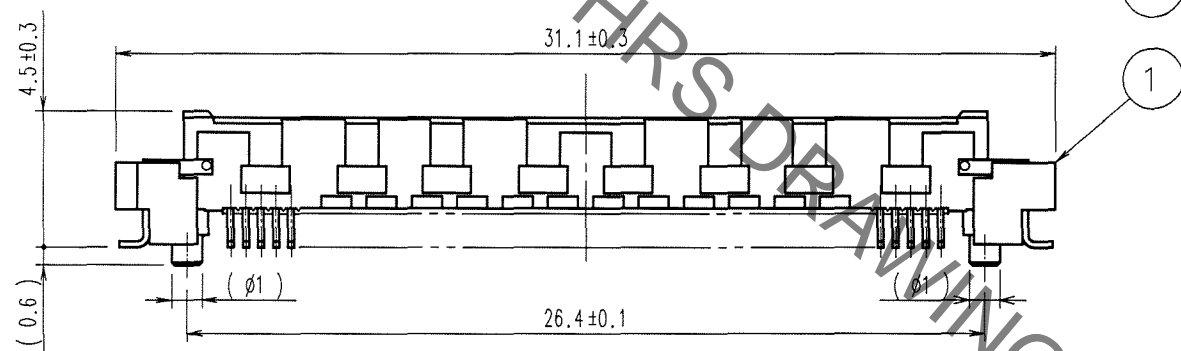
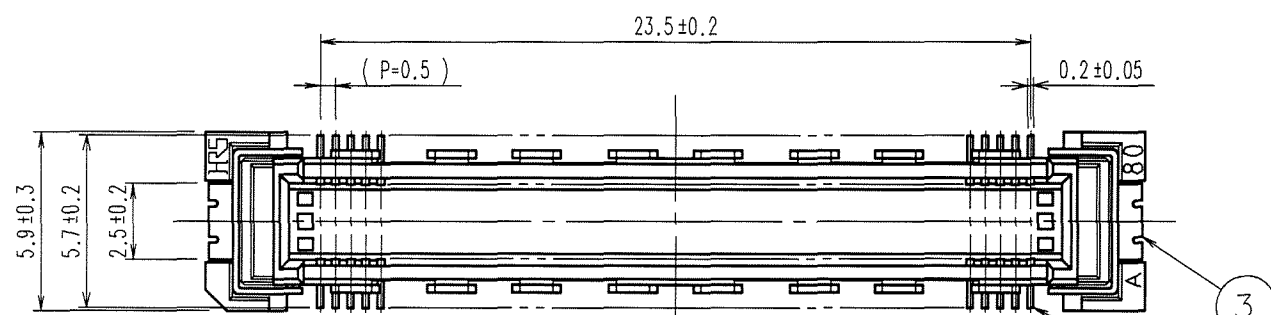
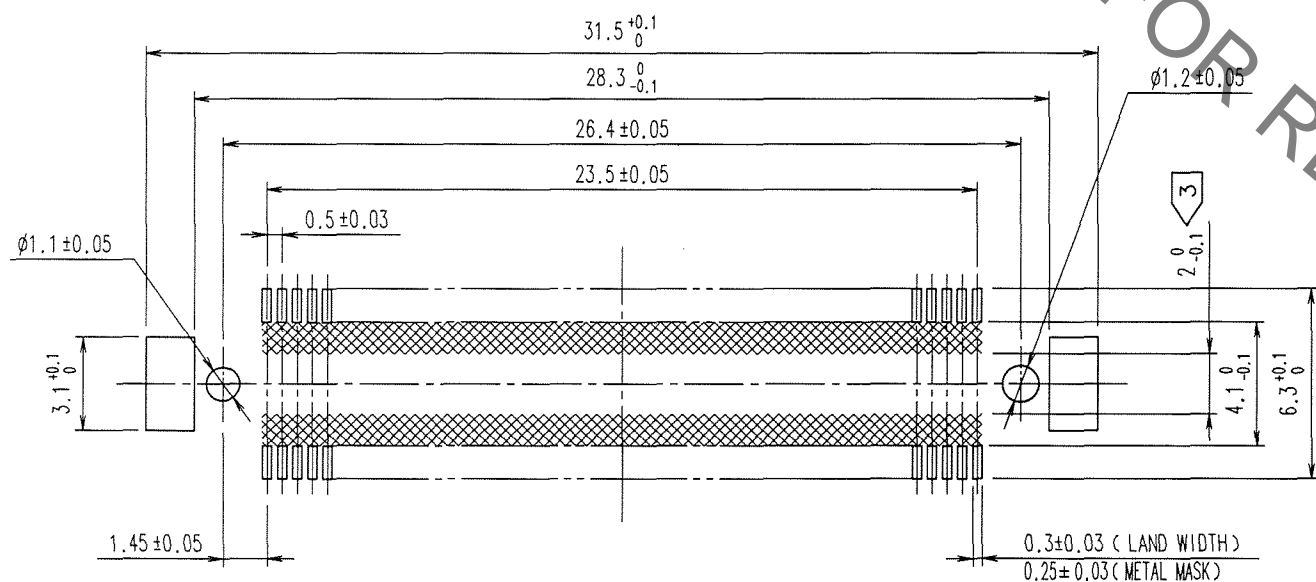


Sep.1.2021 Copyright 2021 HIROSE ELECTRIC CO., LTD. All Rights Reserved.
In case of consideration for using Automotive equipment / device which demand high reliability, kindly contact our sales window correspondents.

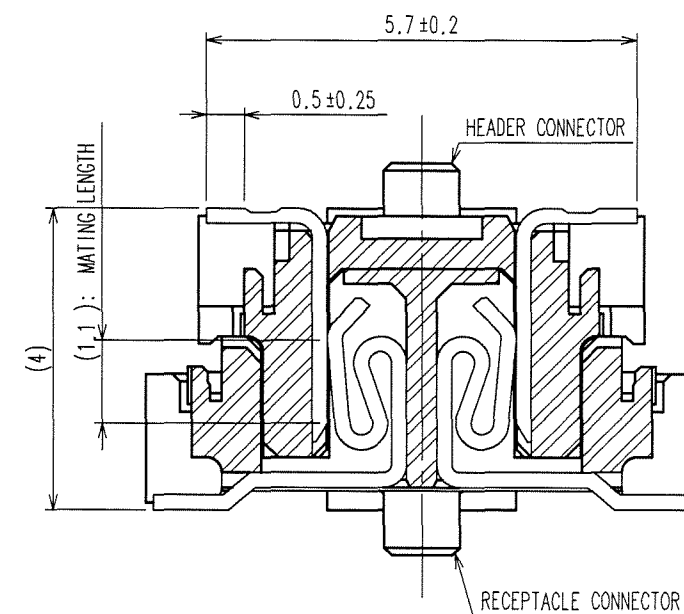
COUNT	DESCRIPTION OF REVISIONS	BY	CHKD	DATE	COUNT	DESCRIPTION OF REVISIONS	BY	CHKD	DATE
△				..	△				..
△				..	△				..
△				..	△				..



RECOMMENDED LAND PATTERN



CROSS-CUT SECTION (10:1)



HRS DRAWING FOR REFERENCE

NOTES

- 1 SMT LEAD-COPLANARITY: 0.1 MAX.
- 2 THIS PRODUCT HAS NO POLARITY TO MOUNT ON THE RECOMMENDED LAND PATTERN.
- 3 NO PATTERN SHALL BE DESIGNED IN THIS AREA , TO PREVENT CONTACTS FROM BEING TOUCHED WITH PATTERN.
- 4 THE DIMENSIONS IN PARENTHESES ARE FOR REFERENCE.

1	LCP	BEIGE	UL94V-0	3	PHOSPHOR BRONZE	TIN-PLATING
2	PHOSPHOR BRONZE			2	PHOSPHOR BRONZE	CONTACT AREA : GOLD 0.1μm min. LEAD AREA : TIN-PLATING 1μm min. UNDER PLATING : NICKEL 1μm min.
NO. MATERIAL FINISH, REMARKS		NO. MATERIAL FINISH, REMARKS				
CODE NO. (OLD) CL		DRAWN K.DOI 06.04.17	DESIGNED K. Doi 06.04.17	CHECKED K. Ogawa 06.04.18	APPROVED H. Okawa 06.04.18	RELEASED
SCALE 4 : 1		DRAWING NO. EDC3-151968-25		PART NO. FX10A-96P-SV1(71)		
UNITS mm		HRS HIROSE ELECTRIC CO., LTD		CODE NO. CL570-0141-4-71		1/1

TO

Mouser Electronics

Authorized Distributor

Click to View Pricing, Inventory, Delivery & Lifecycle Information:

[Hirose Electric:](#)

[FX10A-96P-SV1\(71\)](#)