


SERIES 1683 - POWERFUL SINGLE POLE AND DOUBLE POLE

PUSH BUTTON SWITCHES UP TO 12 (8) A 250 V~



PRODUCT ADVANTAGES

- ◆ Double lifting contact system proven a million times
- ◆ High rating up to 12 (8) A 250 V~
- ◆ Small size for single and double pole versions
- ◆ Functionally reliable switching system up to 5E5 switching cycles (mechanically) due to two-sided switching core
- ◆ High electrical reliability due to separate spark chambers. Approved for high actuating speed according to EN 61058 (paragraph 17.2.6)

SWITCHING FUNCTIONS

- ◆ ST-switch
- ◆ ST-momentary function

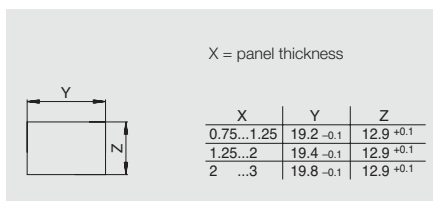

TERMINAL VERSIONS

- ◆ Quick-connect-/solder-combination 4.8 mm vertical
- ◆ Quick-connect-/solder-combination 4.8 mm horizontal
- ◆ PC-terminal vertical
- ◆ PC-terminal horizontal

VERSIONS ON REQUEST




- ◆ Different colours of actuating caps
- ◆ Design adapter for snapping on customized caps
- ◆ ST-momentary function

Standard version and appliance cut-out



SERIES 1683 - POWERFUL SINGLE POLE AND DOUBLE POLE

PUSH BUTTON SWITCHES UP TO 12 (8) A 250 V~

Electrical rating	12 (8) A 250 V~ 10 (8) A 250 V~ 5E4 12 A 125 - 250 V AC 1/2 HP 125 - 250 V AC
Mechanical life endurance	≥ 1E5
Contact resistance (new state)	< 100 mΩ (12 V, 1A DC)
Insulation resistance (new state)	> 100 MΩ (500 V DC between the open contacts)
High voltage resistance (new state)	1250 V eff. (between the open contacts) 3750 V eff. (reinforced insulation)
Resistance to tracking	PTI 250
Contact gap	≥ 3 mm
Insulation spacing	≥ 8 mm
Protection type	IP 40
Ambient temperature	terminal side: -20 °C ... +100 °C no condensation actuating side: -20 °C ... + 55 °C no condensation
Storage temperature	-40 ... +80 °C
Actuating force	single pole non-illuminated: ca. 8 N single pole illuminated and double pole: ca. 12 N
Flammability	UL 94 V-2
Heat and fire-resistance	850 °C (categoryD)
Material	socket and housing: PA push button: PC
Contacts	Ag
Terminals	Cu resp. silver-plated
Temperature rise at the terminals (according to electrical life endurance)	max. 30 K (UL 1054) max. 55 K (EN 61058-1)
Solderability of terminals	max. 350 °C, 3 sec. (no pressure on the terminals when soldering by hand!)
Push-on force of connectors	≤ 80 N
Approval marks	  
Suitable for appliances of protection class II	

The test conditions comply with EN 61058-1 and UL 1054

ST-SWITCHES

with indicator lamp

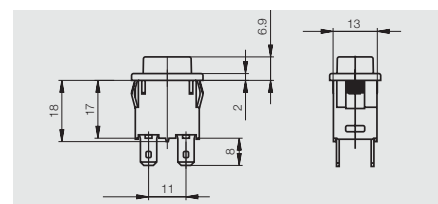
12 (8) A 250 V~
10 (8) A 250 V~ 5E4
T 100/55
12 A (1/2 HP) 125-250 V AC



single pole
□ 1686.1101*



double pole
□ 1687.1104*



□ quick-connect terminal 4.8

ST-SWITCHES

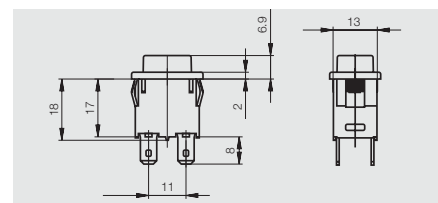
12 (8) A 250 V~
10 (8) A 250 V~ 5E4
T 100/55
12 A (1/2 HP) 125-250 V AC



single pole
□ 1683.1101*



double pole
□ 1684.1101*



□ quick-connect terminal 4.8

* Version on stock