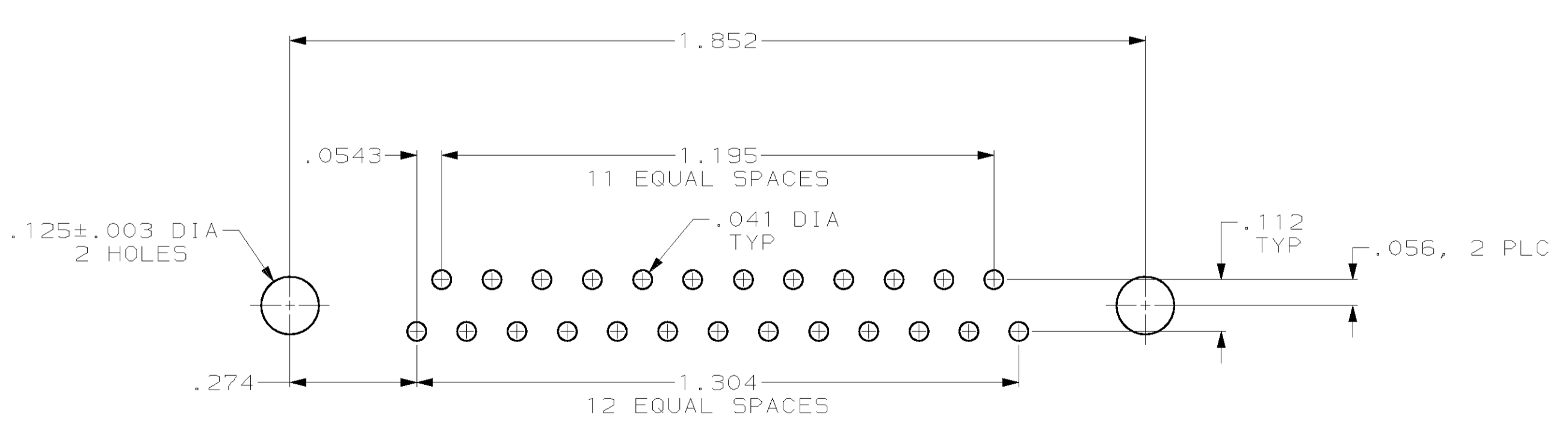
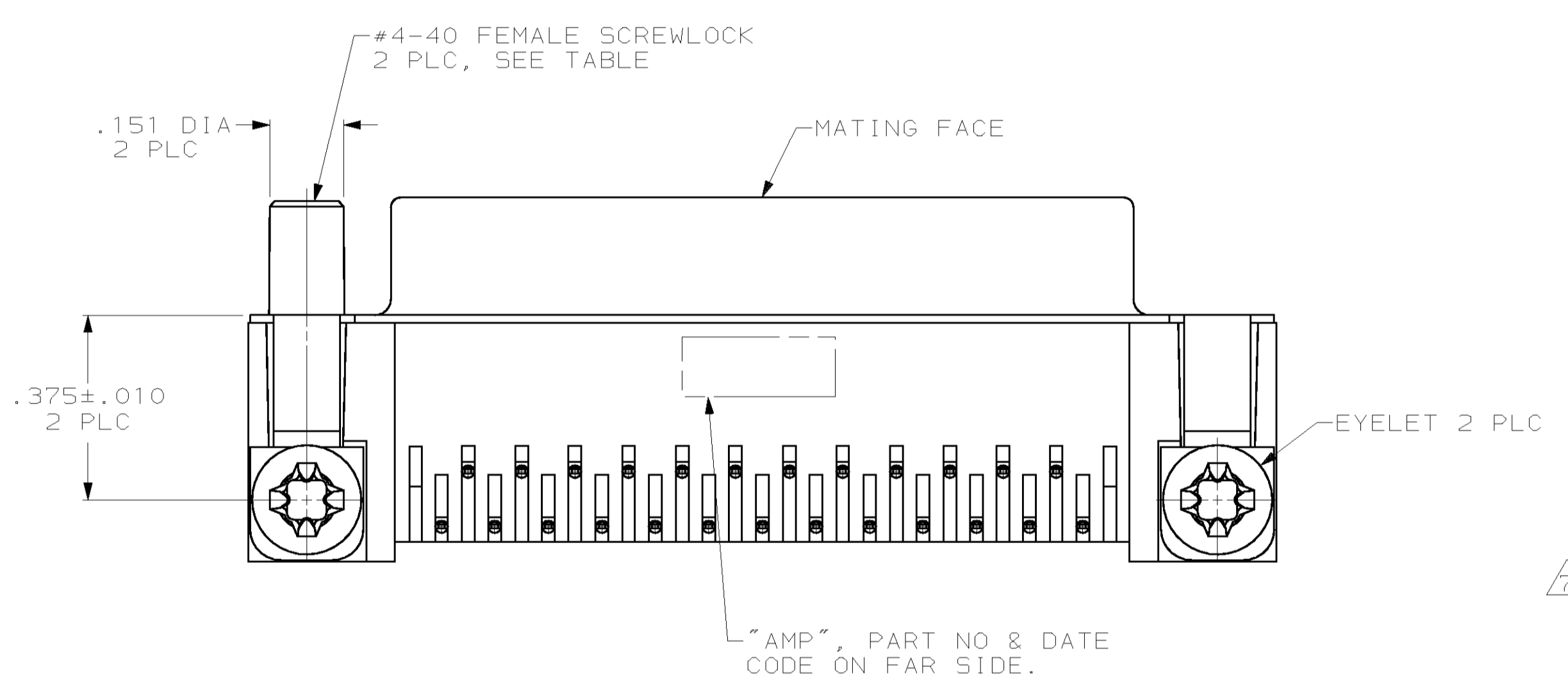
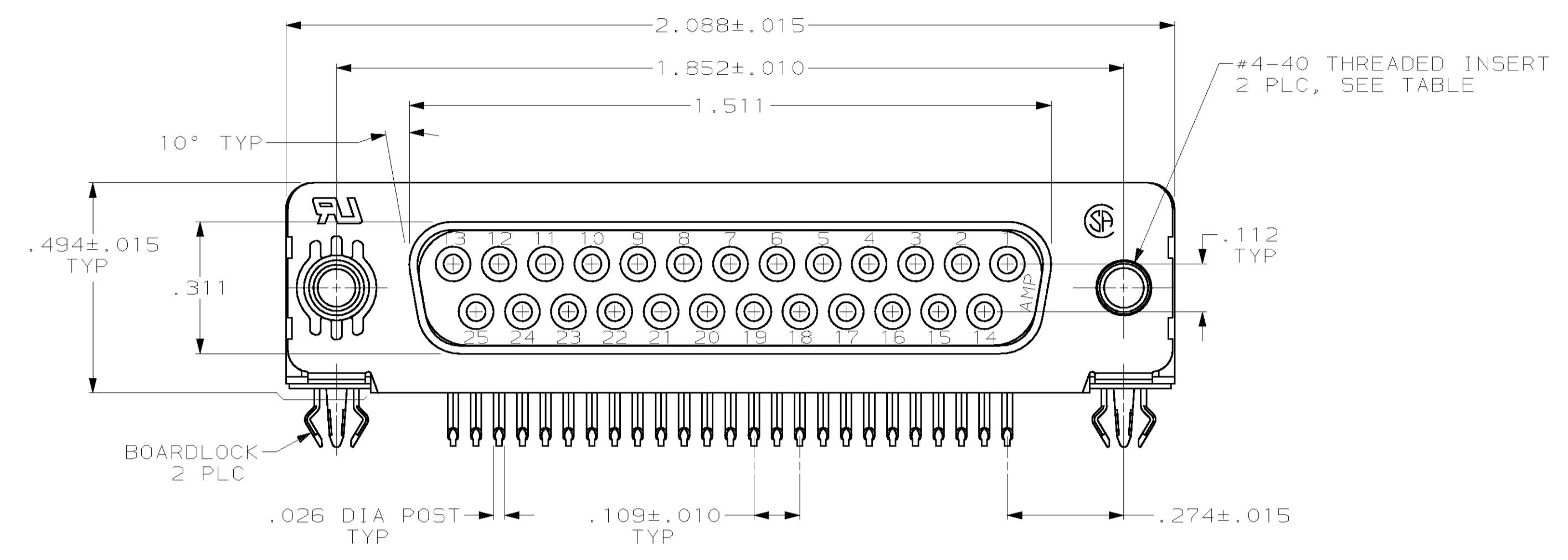


| LOC | DIST | REV | DATE | BY | APPV |
|-----|------|-----|-------------------------|---------|-------|
| BD | 77 | W | REV PER EC 0640-0285-99 | 15FEB00 | DD KB |

- CONNECTOR MATES WITH ANY 25 POSN PLUG IN AMPLIMITE™ SERIES.
- MOLDED PARTS: FLAME RETARDANT 94V-0 RATED THERMOPLASTIC, BLACK; POLYESTER PET, UL 94V-0 RATED, BLACK, -7 ONLY.
SHELL: STEEL PER ASTM A109
CONTACTS: PHOSPHOR BRONZE PER QQ-B-750
EYELETS: BRASS
SCREWLOCKS: ZINC
INSERTS: ZINC
BOARDLOCKS: COPPER ALLOY
- SHELL: .000100 MIN TIN OR TIN-LEAD
CONTACTS: SEE TABLE
EYELETS: TIN
BOARDLOCKS: TIN-LEAD
INSERTS AND SCREWLOCKS: CLEAR CHROMATE
- GOLD PLATING PER MIL-G-45204, NICKEL PLATING PER QQ-N-290, TIN PLATING PER MIL-T-10727.
- GOLD FLASH FOR A DISTANCE OF .100 MIN FROM MATING END, .000100-.000200 BRIGHT TIN OR BRIGHT TIN-LEAD ON TERMINATION END, ALL OVER .000050 NICKEL ON ENTIRE CONTACT.
- .000030 GOLD FOR A DISTANCE OF .100 MIN FROM MATING END, .000100-.000200 BRIGHT TIN OR BRIGHT TIN-LEAD ON TERMINATION END, ALL OVER .000050 NICKEL ON ENTIRE CONTACT.
- DIMENSION APPLIES FROM CENTER OF CONTACTS.
- CIRCUIT IDENTIFICATION NUMBERS ON POSITIONS 1 AND 14 ONLY.



| | | | | | |
|-------------------|-----------------|-------------------|-----------------------------|----|-------------|
| SUPSD BY 747846-4 | TUBE | ZINC | THREADED INSERTS | △6 | 747846-9 |
| △8 OBSOLETE | - | BRASS | ULTRASONIC THREADED INSERTS | △5 | 747846-7 |
| - | - | ZINC | FEMALE SCREWLOCKS | △6 | 747846-6 |
| - | - | ZINC | FEMALE SCREWLOCKS | △5 | 747846-5 |
| TRAY | - | ZINC | THREADED INSERTS | △6 | 747846-4 |
| - | - | ZINC | THREADED INSERTS | △5 | 747846-3 |
| - | - | - | .125 DIA HOLES | △6 | 747846-2 |
| SUPSD BY 747846-2 | - | - | .125 DIA HOLES | △5 | 747846-1 |
| PACKAGING | INSERT MATERIAL | MOUNTING HARDWARE | CONTACT FINISH | △4 | PART NUMBER |

THIS DRAWING IS A CONTROLLED DOCUMENT.

| | | | | |
|-------------------|---------------------------------------|-------------------------------|----------------------------|---|
| DIMENSIONS INCHES | TOLERANCES UNLESS OTHERWISE SPECIFIED | DWG: J. GALLUCCI/BG 28-JAN-91 | CHK: W.G. LENKER 15-APR-91 | AMP Incorporated Harrisburg, PA 17105-3608 |
| 0 PLC ±.005 | 1 PLC ±.005 | PRODUCT SPEC 108-40025 | APPROV: J. YOUNG 15-APR-91 | NAME: RECEPTACLE ASSEMBLY, SIZE 3, 25 POSITION, RIGHT ANGLE, FRONT METAL SHELL, .318 SERIES, .026 DIA POSTS, BOARDLOCKS, AMPLIMITE™ HD-20 |
| 2 PLC ±.005 | 3 PLC ±.005 | APPLICATION SPEC 114-40010 | SIZE: A1 | SCALE: 4:1 |
| 4 PLC ±.005 | ANGLES ±.2° | WEIGHT: - | CAGE CODE: 000779 | SHEET: 1 OF 1 |
| MATERIAL | FINISH | CUSTOMER DRAWING | REV: - | REV: - |