



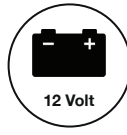
LTH5MM12V Series

5mm (T-1 3/4) Through Hole LED

Built in Resistor for 12VDC



LTH5MM12VFR4100 - Red Water-Clear T-1 3/4 (5 mm) LED



Applications

- Automotive
- Indoor and Outdoor Indication
- Industrial
- Appliances and Consumer Equipments
- Storage Servers
- Boats
- Railway
- Electronic Devices
- Residential and Landscape Lighting
- Infrastructure

Key Features

- Made with AlInGaP (Orange-Red)
- Through-hole technology
- Integrated resistor for 12VDC operation
- With Flange
- Water-Clear Lens
- LED Bulb Size: 5mm (T-1 3/4), also available in 3mm (T-1)
- RoHS and REACH Compliant
- High-Brightness LED
- Available in 5 colors (red, green, white, blue and yellow)
- Viewing Angle: 16° (red, green, yellow) and 20° (blue, white)
- Moisture Sensitive Level (MSL): 2

Ordering Data

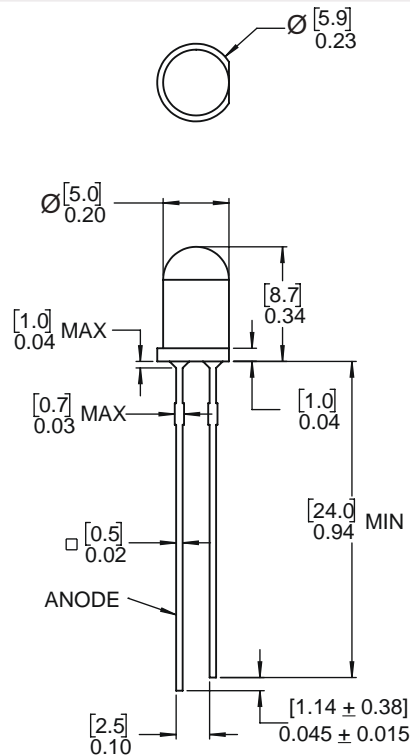
The LTH5MM12V Series is available in a range of standard features and options. To specify your LED, select one option from each column.

Series	Mounting Type	Size	Voltage	Flange	Shape	Package Color	Output Color	LED
L	TH	5MM	12V	F	R	4		
LED	Through-Hole		12V		Round Top			
		3MM*	3mm	With Flange	Water-Clear	4	Red	100
		5MM	5mm				White	400
							Green	500
							Blue	600
							Yellow	700

Part Numbers	Color
LTH5MM12VFR4100	Red
LTH5MM12VFR4400	White
LTH5MM12VFR4500	Green
LTH5MM12VFR4600	Blue
LTH5MM12VFR4700	Yellow

*For 3mm option, please consult LTH3MM12V Series' datasheet

Product Dimensions



Notes:

1. All dimensions are in [millimeters] inches.
2. Tolerance is $\pm [0.25]_{0.01}$ unless otherwise noted.
3. The specifications, characteristics and technical data described in the datasheet are subject to change without prior notice.

Product Dimensions

ABSOLUTE MAXIMUM RATINGS

(Ta=25°C)

Parameter	Symbol	Ratings	Unit
Peak Forward Current (duty 1/10 @ 1KHz)	I _{FP}	100	mA
Recommended Operating Current	I _{F(REC)}	20	mA
Power Dissipation	P _D	85	mW
Reverse Voltage	V _R	5	V
Operating Temperature Range	T _{OPR}	-40~+85	°C
Storage Temperature Range	T _{STG}	-40~+100	°C
Lead Soldering Temperature Range 1.6mm (1/16 inch) from body	T _{SOL}	260°C for 5 seconds	

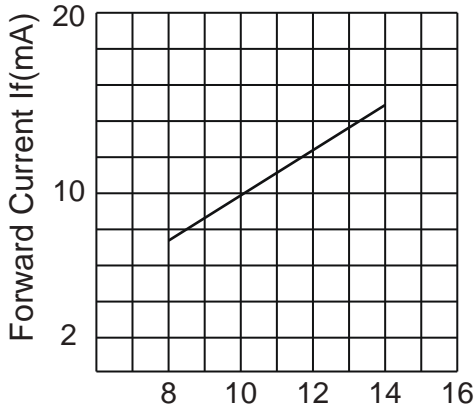
OPTICAL-ELECTRICAL CHARACTERISTICS

(Ta=25°C)

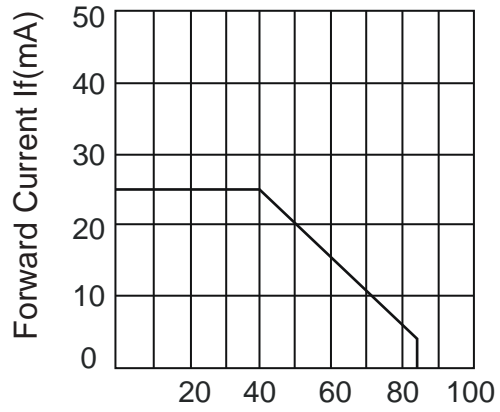
Parameter	Symbol	Test Condition	Min	Typ	Max	Unit
Luminous Intensity	I _v	I _F =12mA	3500	4500	6000	mcd
Peak Emission Wavelength	λ _P		--	635	--	nm
Dominant Wavelength	λ _D		620	625	630	nm
Forward Voltage	V _F		10	12	13	V
Spectral Line Half-Width	Δλ		--	17	--	nm
Viewing Angle	2θ _½		--	16	--	deg
Reverse Current	I _R	V _R =5V	--	--	10	μA

Product Specifications

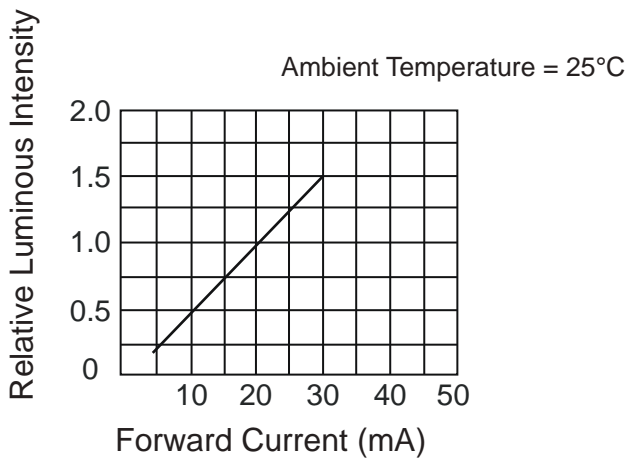
Typical Electrical-Optical Characteristic Curves



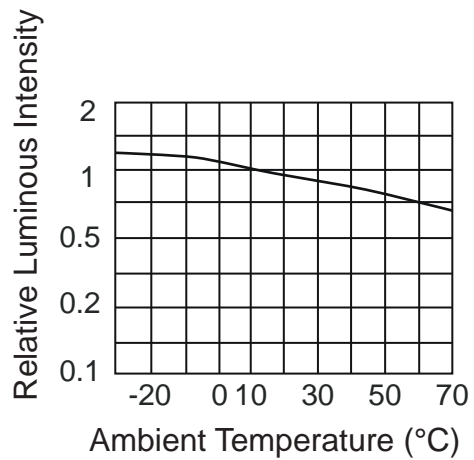
Forward Current vs. Forward Voltage



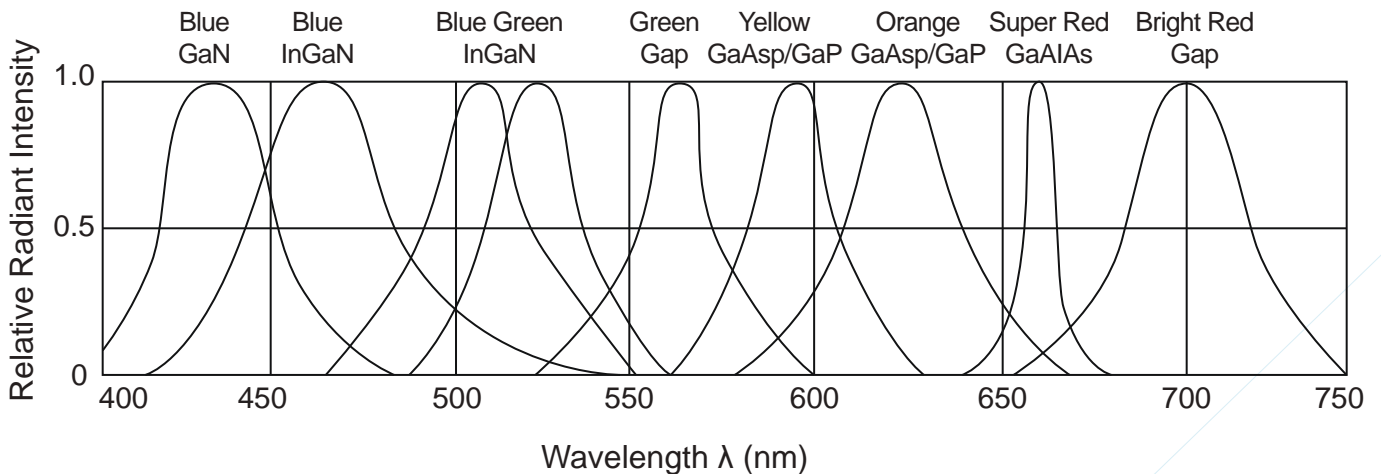
Forward Current Derating Curve



Luminous Intensity vs. Forward Current



Luminous Intensity vs. Ambient Temperature



Relative Intensity vs. Wavelength

Application Notes

1. Storage

The Storage Temperature and RH are: 5°C ~ 30°C, RH 60% or less.

We suggest our customers use our products within a year.

If the moisture absorbent material (silica gel) has faded away or the LEDs exceeded the storage time, bake treat more than 24 hours at 60°C ±5°C.

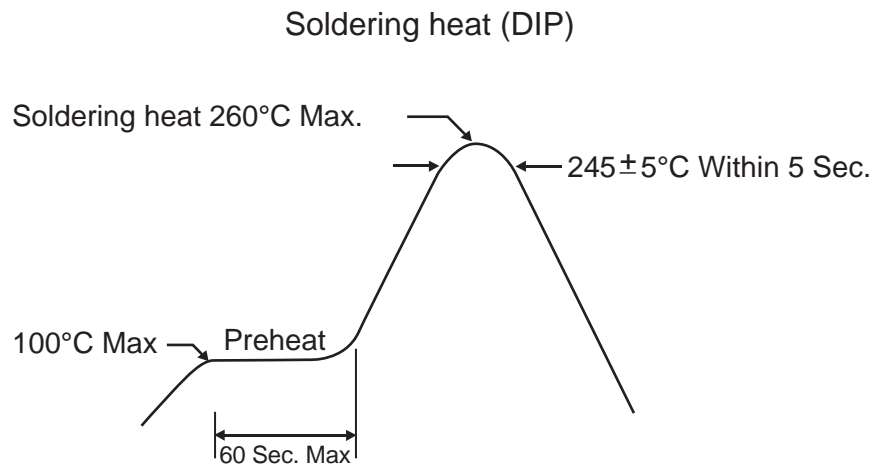
2. Electrostatic Discharge (ESD)

Static electricity or surge voltage will damage the LEDs.

Recommendations: Use a conductive wrist band or anti-electrostatic glove when handling these LEDs. All devices, equipment and machinery must be properly grounded.

Work tables, storage racks, etc. should be properly grounded. In the event of a manual working in process, make sure the devices are well protected from ESD at any time.

3. Recommended Soldering Condition

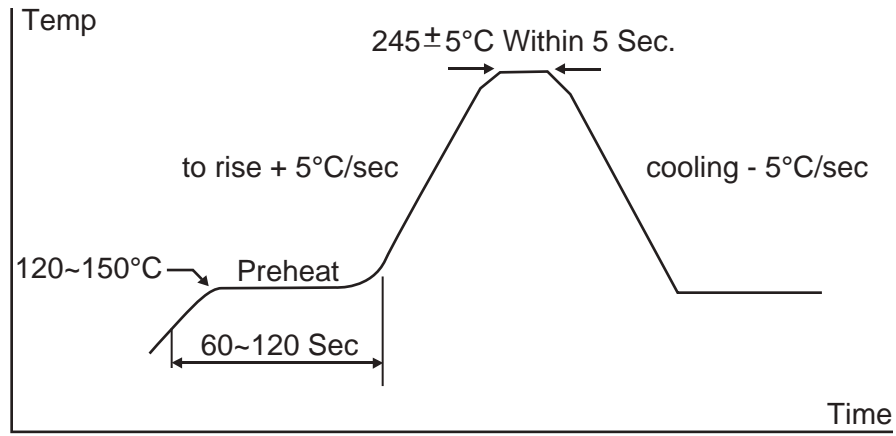


Temperature at tip of soldering iron: 350°C Max

Soldering time: 3 sec ±1 sec (once only)

Application Notes

4. Reflow Profile



Compliances and Approvals



Mouser Electronics

Authorized Distributor

Click to View Pricing, Inventory, Delivery & Lifecycle Information:

VCC:

[LTH5MM12VFR4100](#) [LTH5MM1152V](#)