


CPDT-5V0USP-HF

RoHS Device
Halogen Free



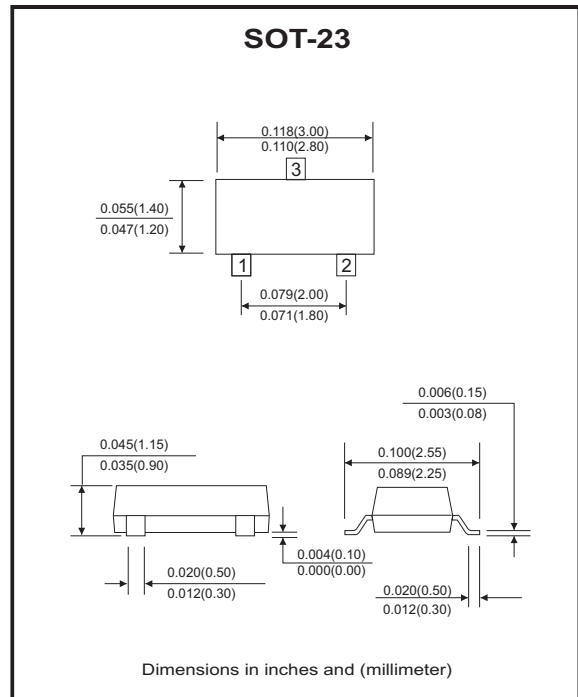
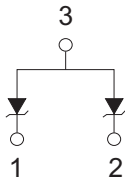
Features

- IEC61000-4-2 Level 4 ESD protection
- Surface mount package.
- High component density.

Mechanical data

- Case: SOT-23 Standard package, molded plastic.
- Terminals: Solderable per MIL-STD-750, method 2026.
- Mounting position: Any.
- Weight: 0.0078 grams(approx.).

Circuit diagram



Maximum Rating (at TA=25°C unless otherwise noted)

Parameter	Conditions	Symbol	Value	Unit
Peak pulse power	$T_P = 8/20\mu s$	P_{PP}	76	W
Peak pulse current	$T_P = 8/20\mu s$	I_{PP}	4	A
ESD capability	IEC 61000-4-2(air) IEC 61000-4-2(contact)	ESD	± 15 ± 8	kV
Operation temperature range		T_J	-55~+150	°C
Storage temperature range		T_{STG}	-55~+150	°C

Electrical Characteristics (at TA=25°C unless otherwise noted)

Parameter	Conditions	Symbol	Min	Typ	Max	Unit
Working peak reverse voltage		V_{RWM}			5	V
Breakdown voltage	$I_T = 1mA$	V_{BR}	6			V
Reverse leakage current	$V_{RWM} = 5V$	I_R			0.5	μA
Forward voltage	$I_F = 10mA$	V_F			1.2	V
Clamping voltage	$I_{PP} = 1A, T_P = 8/20\mu s$ $I_{PP} = 4A, T_P = 8/20\mu s$	V_C			12 19	V
Junction capacitance	$V_R = 0V, f = 1MHz$ (I/O pin to I/O pin)	C_J		0.3	0.45	pF
	$V_R = 0V, f = 1MHz$ (I/O pin to GND pin)	C_J		0.6	0.9	pF

RATING AND CHARACTERISTIC CURVES (CPDT-5V0USP-HF)

Fig.1 - 8/20us Peak Pulse Current
Wave Form Acc. IEC 61000-4-5

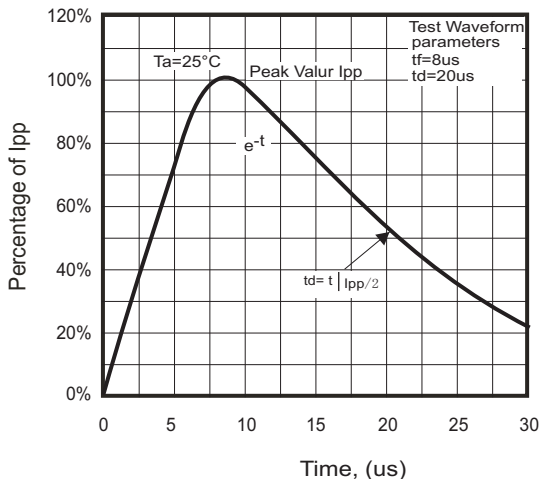


Fig.2 - Power Rating Derating Curve

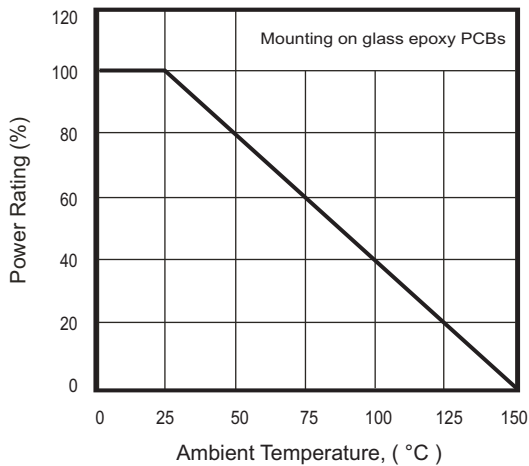


Fig.3 - Forward Characteristic

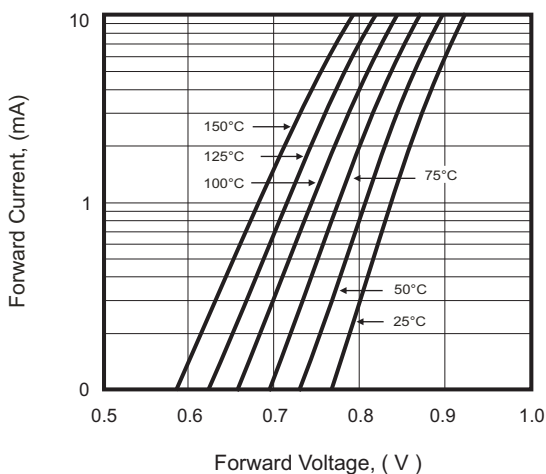


Fig.4 - Clamping Voltage Vs. Peak Pulse Current

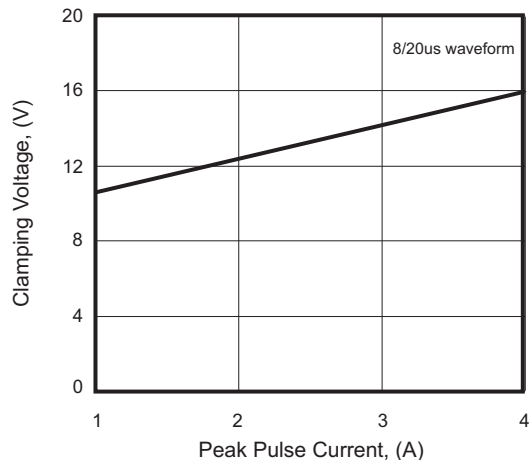
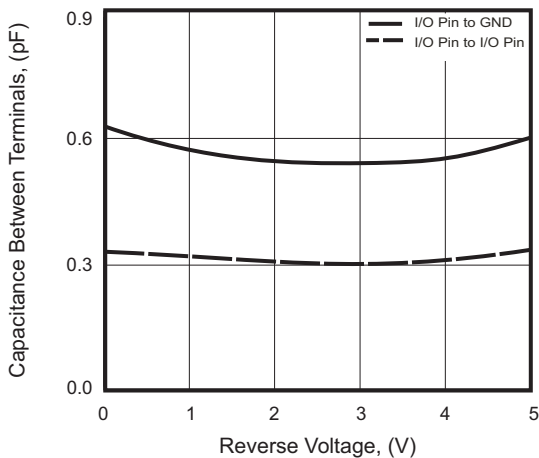
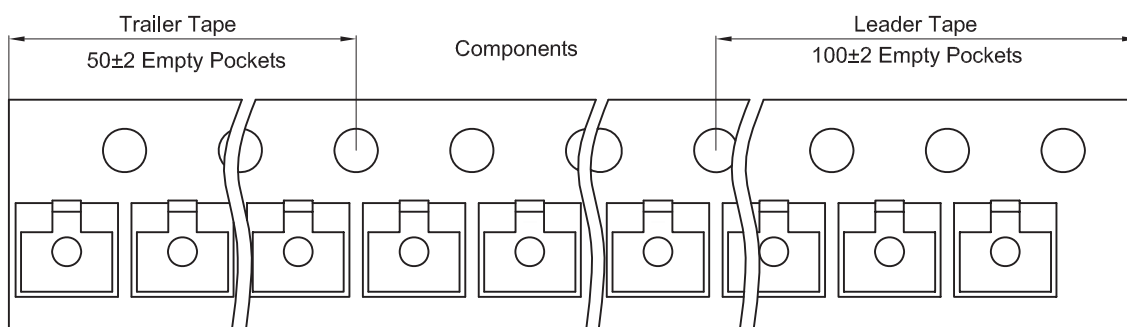
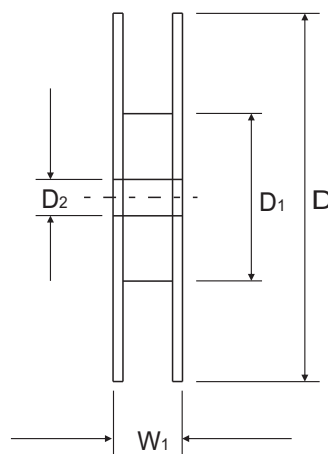
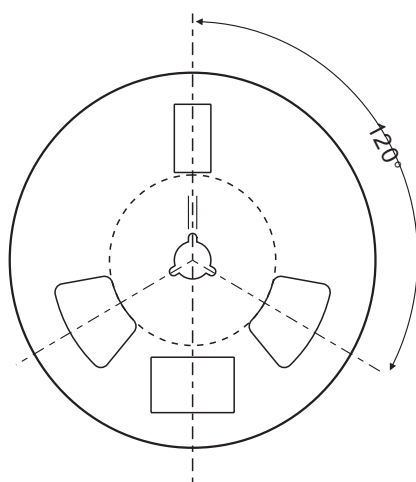
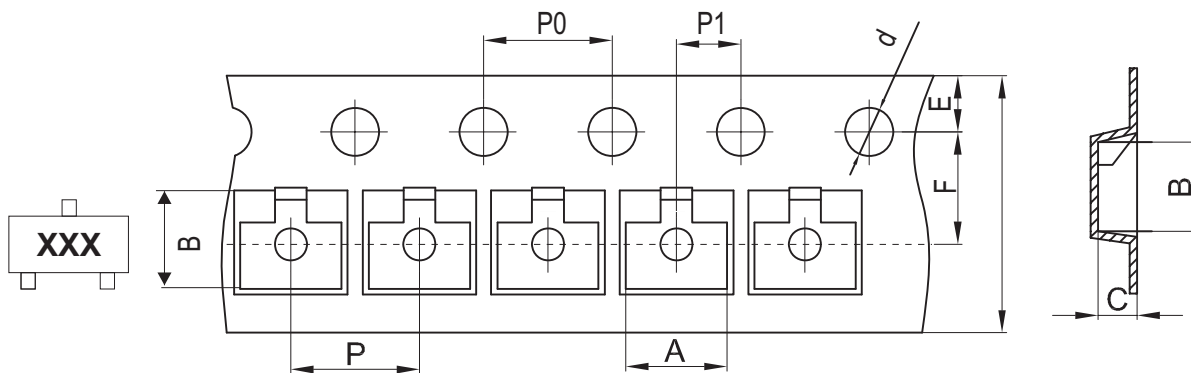


Fig.5 - Capacitance Between Terminals Characteristics



Reel Taping Specification

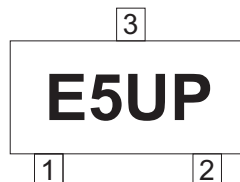


SOT-23	SYMBOL	A	B	C	d	D	D1	D2
	(mm)	3.15 ± 0.10	2.77 ± 0.10	1.22 ± 0.10	1.50 ± 0.10	178.00 ± 2.00	54.40 ± 1.00	13.00 ± 1.00
	(inch)	0.124 ± 0.004	0.109 ± 0.004	0.048 ± 0.004	0.059 ± 0.004	7.008 ± 0.079	2.142 ± 0.039	0.512 ± 0.039

SOT-23	SYMBOL	E	F	P	P0	P1	W	W1
	(mm)	1.75 ± 0.10	3.50 ± 0.10	4.00 ± 0.10	4.00 ± 0.10	2.00 ± 0.10	8.00 + 0.30 / - 0.10	12.30 ± 1.00
	(inch)	0.069 ± 0.004	0.138 ± 0.004	0.157 ± 0.004	0.157 ± 0.004	0.079 ± 0.004	0.315 + 0.012 / - 0.004	0.484 ± 0.039

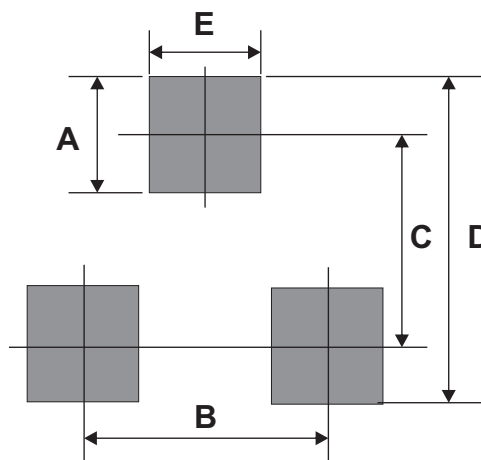
Marking Code

Part Number	Marking Code
CPDT-5V0USP-HF	E5UP



Suggested PAD Layout

SIZE	SOT-23	
	(mm)	(inch)
A	0.80	0.031
B	1.90	0.075
C	2.02	0.080
D	2.82	0.111
E	0.80	0.031



Standard Packaging

Case Type	REEL PACK	
	REEL (pcs)	Reel Size (inch)
SOT-23	3,000	7

Mouser Electronics

Authorized Distributor

Click to View Pricing, Inventory, Delivery & Lifecycle Information:

[Comchip Technology:](#)

[CPDT-5V0USP-HF](#)